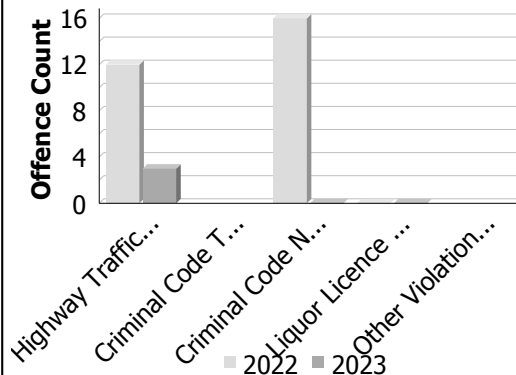


Police Services Board Report for Lakeshore
Integrated Court Offence Network
February - 2023

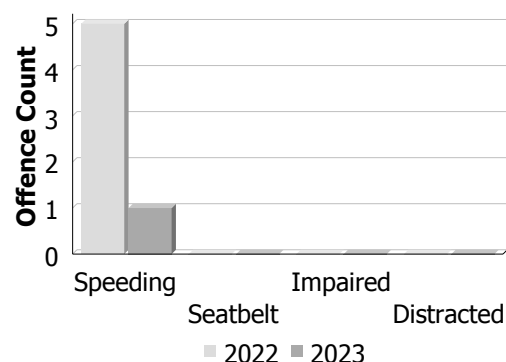
Criminal Code and Provincial Statute Charges Laid

Offence Count	February			Year to Date - February		
	2022	2023	% Change	2022	2023	% Change
Highway Traffic Act	12	3	-75.0%	41	6	-85.4%
Criminal Code Traffic	--	--	--	--	--	--
CCC Non-Traffic	--	--	--	--	--	--
Liquor Licence Act	0	0	--	2	0	-100.0%
Other Violations	--	--	--	--	--	--



Traffic Related Charges

Offence Count	February			Year to Date - February		
	2022	2023	% Change	2022	2023	% Change
Speeding	5	1	-80.0%	18	1	-94.4%
Seatbelt	0	0	--	0	0	--
Impaired	0	0	--	0	0	--
Distracted	0	0	--	0	0	--



Integrated Court Offence Network data is updated on a monthly basis: Data could be as much as a month and a half behind.

Data Utilized

- Ministry of Attorney General, Integrated Court Offence Network
- Integrated Court Offence Network Charge Business Intelligence Cube

Detachment: 6E - ESSEX COUNTY
Location code(s): 6E20 - LAKESHORE
Data source date:
 Apr 26, 2023 3:50:11 PM

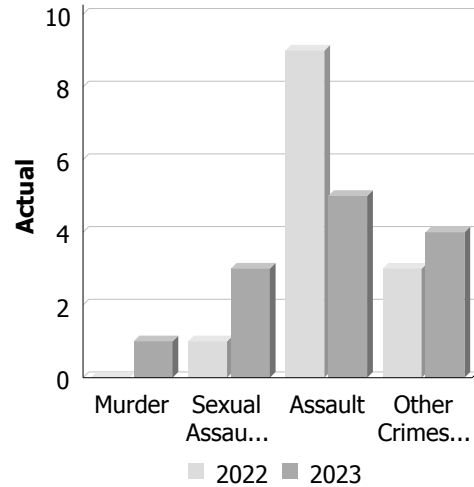
Report Generated by:
 Pharand, Lise

Report Generated on:
 May 8, 2023 3:06:52 PM
 PP-CSC-Operational Planning-4300

Police Services Board Report for Lakeshore
Records Management System
April - 2023

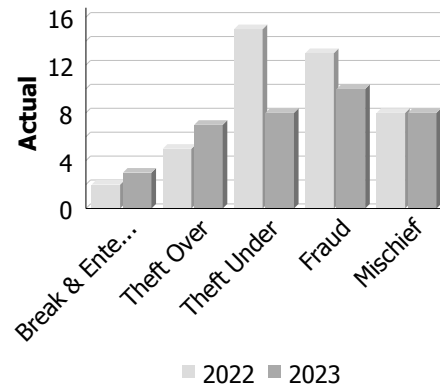
Violent Crime

Actual	April			Year to Date - April		
	2022	2023	% Change	2022	2023	% Change
Murder	0	1	--	0	1	--
Other Offences Causing Death	0	0	--	0	0	--
Attempted Murder	0	0	--	0	0	--
Sexual Assault	1	3	200.0%	6	5	-16.7%
Assault	9	5	-44.4%	19	26	36.8%
Abduction	0	0	--	0	0	--
Robbery	0	0	--	0	0	--
Other Crimes Against a Person	3	4	33.3%	13	14	7.7%
Total	13	13	0.0%	38	46	21.1%



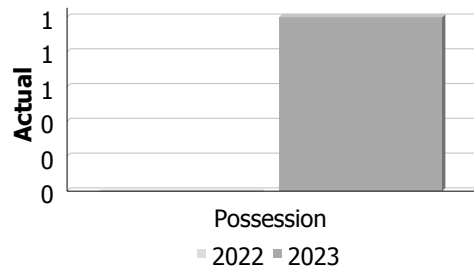
Property Crime

Actual	April			Year to Date - April		
	2022	2023	% Change	2022	2023	% Change
Arson	0	0	--	1	0	-100.0%
Break & Enter	2	3	50.0%	10	15	50.0%
Theft Over	5	7	40.0%	19	16	-15.8%
Theft Under	15	8	-46.7%	67	47	-29.9%
Have Stolen Goods	0	0	--	3	0	-100.0%
Fraud	13	10	-23.1%	45	41	-8.9%
Mischief	8	8	0.0%	27	22	-18.5%
Total	43	36	-16.3%	172	141	-18.0%



Drug Crime

Actual	April			Year to Date - April		
	2022	2023	% Change	2022	2023	% Change
Possession	0	1	--	1	1	0.0%
Trafficking	0	0	--	0	0	--
Importation and Production	0	0	--	0	0	--
Total	0	1	--	1	1	0.0%



Clearance Rate

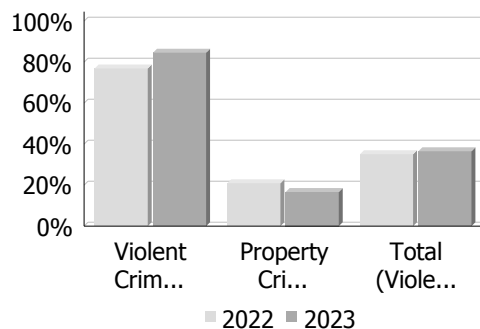
Detachment: 6E - ESSEX COUNTY
Location code(s): 6E20 - LAKESHORE
Data source date: 2023/05/06

Report Generated by:
Pharand, Lise

Report Generated on:
May 8, 2023 3:02:41 PM
PP-CSC-Operational Planning-4300

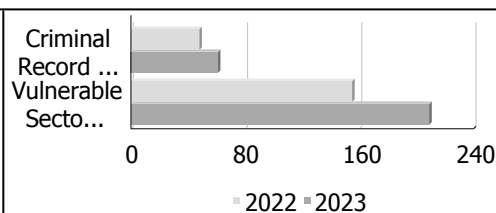
**Police Services Board Report for Lakeshore
Records Management System
April - 2023**

Clearance Rate	April			Year to Date - April		
	2022	2023	Difference	2022	2023	Difference
Violent Crime	76.9%	84.6%	7.7%	65.8%	67.4%	1.6%
Property Crime	20.9%	16.7%	-4.3%	18.6%	9.2%	-9.4%
Drug Crime	--	0.0%	--	100.0%	0.0%	-100.0%
Total (Violent, Property & Drug)	35.1%	36.5%	1.4%	30.1%	28.0%	-2.1%



Criminal Record and Vulnerable Sector Screening Checks

Actual	April			Year to Date - April		
	2022	2023	% Change	2022	2023	% Change
Criminal Record Checks	48	61	27.1%	143	252	76.2%
Vulnerable Sector Screening Checks	155	209	34.8%	460	689	49.8%



Data contained within this report is dynamic in nature and numbers will change over time as the Ontario Provincial Police continue to investigate and solve crime.

Data Utilized

- Major Crimes
- Niche RMS All Offence Level Business Intelligence Cube

Detachment: 6E - ESSEX COUNTY

Location code(s): 6E20 - LAKESHORE

Data source date:
2023/05/06

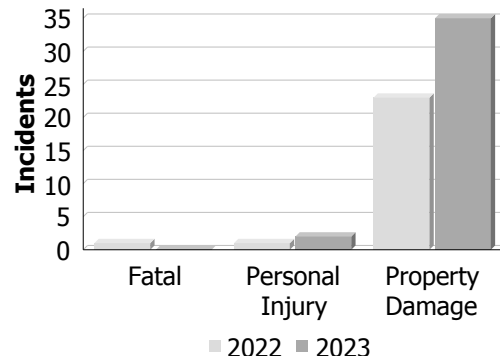
Report Generated by:
Pharand, Lise

Report Generated on:
May 8, 2023 3:02:41 PM
PP-CSC-Operational Planning-4300

Police Services Board Report for Lakeshore
Collision Reporting System
April - 2023

Motor Vehicle Collisions by Type

Incidents	April			Year to Date - April		
	2022	2023	% Change	2022	2023	% Change
Fatal	1	0	-100.0%	2	0	-100.0%
Personal Injury	1	2	100.0%	15	12	-20.0%
Property Damage	23	35	52.2%	98	131	33.7%
Total	25	37	48.0%	115	143	24.3%



Fatalities in Detachment Area

Incidents		April			Year to Date - April		
		2022	2023	% Change	2022	2023	% Change
Motor Vehicle Collision	Fatal Incidents	1	0	-100.0%	2	0	-100.0%
	Alcohol Related	1	0	-100.0%	1	0	-100.0%
Off-Road Vehicle	Fatal Incidents	0	0	--	0	0	--
	Alcohol Related	0	0	--	0	0	--
Motorized Snow Vehicle	Fatal Incidents	0	0	--	0	0	--
	Alcohol Related	0	0	--	0	0	--

Persons Killed	April			Year to Date - April		
	2022	2023	% Change	2022	2023	% Change
Motor Vehicle Collision	1	0	-100.0%	2	0	-100.0%
Off-Road Vehicle	0	0	--	0	0	--
Motorized Snow Vehicle	0	0	--	0	0	--

Data Utilized

- SQL online application reporting system – OPP CRS 2.3.09
- Collision Reporting System Business Intelligence Cube

Detachment: 6E - ESSEX

Location code(s): 6E20-LAKESHORE

Data source date:
2023/05/08

Report Generated by:
Pharand, Lise

Report Generated on:
May 8, 2023 2:59:21 PM
PP-CSC-Operational Planning-4300

**Police Services Board Report for Lakeshore
2023/Apr**

Public Complaints	
Policy	0
Service	0
Conduct	0

Date information collected from Professional Standards Bureau Commander Reports: 2023-05-08

Data Source

Ontario Provincial Police, Professional Standards Bureau Commander Reports

- Includes all public policy, service and conduct complaints submitted to the Office of the Independent Police Review Director (OIPRD)

Secondary Employment

Daily Activity Reporting Patrol Hours	
Total Hours	2023/Apr
Number of Cruiser Patrol Hours	498.25
Number of Motorcycle Patrol Hours	0.00
Number of Marine Patrol Hours	0.00
Number of ATV Patrol Hours	0.00
Number of Snowmobile Patrol Hours	0.00
Number of Bicycle Patrol Hours	0.00
Number of Foot Patrol Hours	28.75
Number of School Patrol Hours	0.00

Data source (Daily Activity Reporting System) date: 2023/05/06

Detachment: 6E - ESSEX COUNTY

Location code(s): 6E20 - LAKESHORE

Report Generated by:
Pharand, Lise

Report Generated on:
May 8, 2023 2:52:01 PM
PP-CSC-Operational Planning-4300

Ontario Provincial Police
Essex County Detachment

1219 Hicks Rd.
P.O. Box 910
Essex, Ontario
N8M 2Y2

Tel: (519) 723-2493 Fax: (519) 723-2133



Police provincial de l'Ontario
Détachement du Comté d'Essex

1219 rue Hicks
C.P. 910
Essex, Ontario
N8M 2Y2

Tel: (519) 723-2493 Télécopieur: (519) 723-2133

File Reference/

May 8, 2023

Lakeshore PSB information for the month of April:

Suspensions: 3

Charges: 11

Police Record Checks: 60

Vulnerable Sector Record Checks: 212

Jamie Smith, Staff Sergeant
Detachment Manager
Essex County O.P.P.



Calls For Service (CFS) Billing Summary Report

Town of Lakeshore April - 2023

Billing Categories (Billing categories below do not match traditional crime groupings)		2023				2022			
		April	Year to Date	Time Standard	Year To Date Weighted Hours	April	Year to Date	Time Standard	Year To Date Weighted Hours
Violent Criminal Code	Murder 1st Degree	1	1	15.8	15.8	0	0		0.0
	Sexual offence occurring prior to January 4, 1983	0	0		0.0	0	1	15.8	15.8
	Sexual Assault	3	6	15.8	94.8	0	2	15.8	31.6
	Sexual Interference	0	0		0.0	1	1	15.8	15.8
	Invitation to Sexual Touching	0	0		0.0	0	3	15.8	47.4
	Non-Consensual Distribution of Intimate Images	0	0		0.0	0	1	15.8	15.8
	Assault With Weapon or Causing Bodily Harm-Level 2	0	4	15.8	63.2	2	3	15.8	47.4
	Assault-Level 1	5	23	15.8	363.4	7	16	15.8	252.8
	Discharge Firearm with Intent	0	2	15.8	31.6	0	0		0.0
	Extortion	0	0		0.0	0	2	15.8	31.6
	Criminal Harassment	3	7	15.8	110.6	2	6	15.8	94.8
	Indecent/Harassing Communications	0	1	15.8	15.8	0	1	15.8	15.8
	Utter Threats to Person	2	9	15.8	142.2	1	5	15.8	79.0
	Total	14	53	15.8	837.4	13	41	15.8	647.8
Property Crime Violations	Arson - Others	0	0		0.0	0	1	6.4	6.4
	Break & Enter	3	17	6.4	108.8	3	13	6.4	83.2
	Theft Over -master code	0	1	6.4	6.4	0	0		0.0
	Theft Over - Farm Equipment	0	0		0.0	0	1	6.4	6.4
	Theft Over - Construction Site	0	0		0.0	2	2	6.4	12.8
	Theft Over - Trailers	0	2	6.4	12.8	0	0		0.0
	Theft Over - Other Theft	0	1	6.4	6.4	1	1	6.4	6.4
	Theft of - Mail	1	2	6.4	12.8	0	0		0.0
	Theft FROM Motor Vehicle Over \$5,000	1	2	6.4	12.8	0	1	6.4	6.4
	Theft Over \$5,000 [SHOPLIFTING]	1	1	6.4	6.4	0	0		0.0
	Theft of Motor Vehicle	3	7	6.4	44.8	1	8	6.4	51.2
	Theft of - Automobile	2	5	6.4	32.0	1	5	6.4	32.0
	Theft of - Trucks	0	1	6.4	6.4	1	3	6.4	19.2
	Theft of - All Terrain Vehicles	0	0		0.0	0	1	6.4	6.4
	Theft Under -master code	0	5	6.4	32.0	2	5	6.4	32.0
	Theft under - Farm Agricultural Produce	0	1	6.4	6.4	0	0		0.0
	Theft Under - Construction Site	0	0		0.0	0	1	6.4	6.4



Calls For Service (CFS) Billing Summary Report

Town of Lakeshore April - 2023

Billing Categories (Billing categories below do not match traditional crime groupings)		2023				2022			
		April	Year to Date	Time Standard	Year To Date Weighted Hours	April	Year to Date	Time Standard	Year To Date Weighted Hours
Property Crime Violations	Theft under - Bicycles	1	1	6.4	6.4	1	1	6.4	6.4
	Theft under - Building	0	1	6.4	6.4	0	0		0.0
	Theft under - Persons	0	0		0.0	0	2	6.4	12.8
	Theft under - Trailers	0	1	6.4	6.4	0	0		0.0
	Theft under - Other Theft	3	11	6.4	70.4	3	16	6.4	102.4
	Theft Under - Gasoline Drive-off	0	5	6.4	32.0	3	13	6.4	83.2
	Theft FROM Motor Vehicle Under \$5,000	0	8	6.4	51.2	0	13	6.4	83.2
	Theft Under \$5,000 [SHOPLIFTING]	3	12	6.4	76.8	8	25	6.4	160.0
	Possession of Stolen Goods over \$5,000	0	0		0.0	0	2	6.4	12.8
	Possession of Stolen Goods under \$5,000	0	0		0.0	0	1	6.4	6.4
	Fraud -Master code	1	4	6.4	25.6	1	2	6.4	12.8
	Fraud - Steal/Forge/Poss./Use Credit Card	2	2	6.4	12.8	0	1	6.4	6.4
	Fraud - False Pretence < = \$5,000	0	0		0.0	1	2	6.4	12.8
	Fraud - Forgery & Uttering	0	1	6.4	6.4	0	0		0.0
	Fraud - Fraud through mails	0	0		0.0	1	3	6.4	19.2
	Fraud -Money/property/ security > \$5,000	2	6	6.4	38.4	4	6	6.4	38.4
	Fraud -Money/property/ security <= \$5,000	3	17	6.4	108.8	2	14	6.4	89.6
	Fraud - Other	1	12	6.4	76.8	2	14	6.4	89.6
	Personation with Intent (fraud)	1	1	6.4	6.4	1	2	6.4	12.8
	Fraud - False Pretence > \$5,000	0	1	6.4	6.4	0	0		0.0
	Identity Fraud	1	2	6.4	12.8	1	2	6.4	12.8
	Mischief - master code	6	21	6.4	134.4	8	25	6.4	160.0
	Mischief [Graffiti - Non Gang Related]	1	1	6.4	6.4	0	0		0.0
	Interfere with lawful use, enjoyment of property	1	1	6.4	6.4	0	0		0.0
	Property Damage	4	9	6.4	57.6	9	16	6.4	102.4
	Total	41	162	6.4	1,036.8	56	202	6.4	1,292.8
Other Criminal Code Violations (Excluding traffic)	Offensive Weapons-Possession of Weapons	0	2	7.5	15.0	0	0		0.0
	Offensive Weapons-Restricted	0	1	7.5	7.5	0	0		0.0
	Bail Violations - Fail To Comply	2	5	7.5	37.5	1	2	7.5	15.0



Calls For Service (CFS) Billing Summary Report

Town of Lakeshore April - 2023

Billing Categories <i>(Billing categories below do not match traditional crime groupings)</i>		2023				2022			
		April	Year to Date	Time Standard	Year To Date Weighted Hours	April	Year to Date	Time Standard	Year To Date Weighted Hours
Other Criminal Code Violations (Excluding traffic)	Bail Violations - Others	0	0		0.0	0	1	7.5	7.5
	Counterfeit Money -Master code	0	0		0.0	1	1	7.5	7.5
	Possession Of Counterfeit Money	0	1	7.5	7.5	0	0		0.0
	Counterfeit Money - Others	0	1	7.5	7.5	0	1	7.5	7.5
	Disturb the Peace	1	4	7.5	30.0	0	1	7.5	7.5
	Breach of Probation	1	2	7.5	15.0	0	1	7.5	7.5
	Disobey court order/Misconduct executing process	0	1	7.5	7.5	0	0		0.0
	Public mischief - mislead peace officer	0	0		0.0	0	1	7.5	7.5
	Total	4	17	7.5	127.5	2	8	7.5	60.0
Drug Possession	Possession Other Controlled Drugs and Substance Act	1	1	7.1	7.1	0	0		0.0
	Possession - Methamphetamine (Crystal Meth)	0	0		0.0	0	1	7.1	7.1
	Drug related occurrence	1	3	7.1	21.3	0	3	7.1	21.3
	Total	2	4	7.1	28.4	0	4	7.1	28.4
Statutes & Acts	Landlord/Tenant	4	19	3.4	64.6	6	17	3.4	57.8
	Mental Health Act	11	43	3.4	146.2	5	21	3.4	71.4
	Mental Health Act - No contact with Police	0	1	3.4	3.4	0	2	3.4	6.8
	Mental Health Act - Attempt Suicide	1	3	3.4	10.2	0	2	3.4	6.8
	Mental Health Act - Threat of Suicide	1	21	3.4	71.4	5	14	3.4	47.6
	Mental Health Act - Voluntary Transport	0	1	3.4	3.4	1	5	3.4	17.0
	Mental Health Act - Placed on Form	0	1	3.4	3.4	2	4	3.4	13.6
	Mental Health Act - Apprehension	2	7	3.4	23.8	2	15	3.4	51.0
	Custody Dispute	0	1	3.4	3.4	0	0		0.0
	Trespass To Property Act	4	11	3.4	37.4	7	25	3.4	85.0
	Total	23	108	3.4	367.2	28	105	3.4	357.0
Operational	Animal -Master code	0	2	3.8	7.6	0	0		0.0
	Animal - Left in Vehicle	0	0		0.0	1	1	3.8	3.8
	Animal Bite	1	2	3.8	7.6	0	1	3.8	3.8
	Animal Stray	1	4	3.8	15.2	0	1	3.8	3.8
	Animal Injured	1	9	3.8	34.2	1	4	3.8	15.2
	Animal - Other	1	3	3.8	11.4	1	2	3.8	7.6



Calls For Service (CFS) Billing Summary Report

Town of Lakeshore April - 2023

Billing Categories <i>(Billing categories below do not match traditional crime groupings)</i>		2023				2022			
		April	Year to Date	Time Standard	Year To Date Weighted Hours	April	Year to Date	Time Standard	Year To Date Weighted Hours
Operational	Animal - Dog Owners Liability Act	0	0		0.0	0	1	3.8	3.8
	Domestic Disturbance	19	54	3.8	205.2	13	61	3.8	231.8
	Suspicious Person	20	73	3.8	277.4	31	74	3.8	281.2
	Phone -Master code	0	2	3.8	7.6	1	1	3.8	3.8
	Phone -Nuisance - No Charges Laid	3	11	3.8	41.8	1	8	3.8	30.4
	Phone -Obscene - No Charges Laid	0	0		0.0	0	1	3.8	3.8
	Phone -Threatening - No Charges Laid	1	4	3.8	15.2	0	2	3.8	7.6
	Phone -Other - No Charges Laid	2	4	3.8	15.2	0	3	3.8	11.4
	False Fire Alarm - Building	1	1	3.8	3.8	0	0		0.0
	Fire - Building	0	6	3.8	22.8	0	5	3.8	19.0
	Fire - Vehicle	1	1	3.8	3.8	0	2	3.8	7.6
	Fire - Other	0	0		0.0	0	1	3.8	3.8
	Insecure Condition -Master code	1	2	3.8	7.6	1	3	3.8	11.4
	Missing Person -Master code	0	0		0.0	1	1	3.8	3.8
	Missing Person under 12	1	1	3.8	3.8	0	0		0.0
	Missing Person 12 & older	2	4	3.8	15.2	1	6	3.8	22.8
	Missing Person Located Under 12	1	1	3.8	3.8	0	0		0.0
	Missing Person Located 12 & older	1	5	3.8	19.0	2	5	3.8	19.0
	Noise Complaint -Master code	0	0		0.0	1	1	3.8	3.8
	Noise Complaint - Vehicle	1	1	3.8	3.8	0	0		0.0
	Noise Complaint - Animal	0	0		0.0	0	2	3.8	7.6
	Accident - non-MVC -Master code	1	1	3.8	3.8	1	2	3.8	7.6
	Found Property -Master code	1	11	3.8	41.8	5	10	3.8	38.0
	Found - License Plate	0	0		0.0	0	3	3.8	11.4
	Found-Personal Accessories	0	0		0.0	1	1	3.8	3.8
	Found-Household Property	0	0		0.0	1	1	3.8	3.8
	Found-Sporting Goods, Hobby Equip.	1	1	3.8	3.8	0	0		0.0
	Found-Bicycles	0	1	3.8	3.8	0	0		0.0
	Found - Gun	0	0		0.0	0	1	3.8	3.8
	Found-Others	0	7	3.8	26.6	1	10	3.8	38.0
	Lost Property -Master code	3	7	3.8	26.6	0	7	3.8	26.6



Calls For Service (CFS) Billing Summary Report

Town of Lakeshore April - 2023

Billing Categories <i>(Billing categories below do not match traditional crime groupings)</i>		2023				2022			
		April	Year to Date	Time Standard	Year To Date Weighted Hours	April	Year to Date	Time Standard	Year To Date Weighted Hours
Operational	Lost License Plate	1	2	3.8	7.6	0	2	3.8	7.6
	Lost Disabled Parking Permit	1	1	3.8	3.8	0	1	3.8	3.8
	Lost - Vehicle Accessories	1	1	3.8	3.8	0	0		0.0
	Lost-Personal Accessories	0	2	3.8	7.6	1	6	3.8	22.8
	Lost-Radio,TV,Sound-Reprod. Equip.	0	2	3.8	7.6	0	0		0.0
	Lost-Sporting Goods, Hobby Equip.	1	1	3.8	3.8	0	0		0.0
	Lost-Machinery & Tools	0	0		0.0	0	1	3.8	3.8
	Lost - Gun	0	2	3.8	7.6	0	0		0.0
	Lost-Others	2	5	3.8	19.0	0	4	3.8	15.2
	Sudden Death - Suicide	0	0		0.0	0	1	3.8	3.8
	Sudden Death - Natural Causes	4	10	3.8	38.0	1	9	3.8	34.2
	Sudden Death - Others	0	2	3.8	7.6	0	2	3.8	7.6
	Sudden Death - Apparent Overdose-Overdose	0	0		0.0	0	2	3.8	7.6
	Suspicious Vehicle	13	55	3.8	209.0	12	39	3.8	148.2
	Trouble with Youth	10	39	3.8	148.2	9	21	3.8	79.8
	Vehicle Recovered -Master code	0	0		0.0	1	1	3.8	3.8
	Vehicle Recovered - Automobile	2	5	3.8	19.0	2	12	3.8	45.6
	Vehicle Recovered - Trucks	0	1	3.8	3.8	3	10	3.8	38.0
	Vehicle Recovered - All Terrain Veh	0	1	3.8	3.8	0	0		0.0
	Vehicle Recovered - Other	0	0		0.0	1	1	3.8	3.8
	Unwanted Persons	1	8	3.8	30.4	6	15	3.8	57.0
	Neighbour Dispute	22	50	3.8	190.0	8	24	3.8	91.2
	By-Law -Master code	2	4	3.8	15.2	1	3	3.8	11.4
	Noise By-Law	13	29	3.8	110.2	8	28	3.8	106.4
	Dogs By-Law	6	18	3.8	68.4	2	6	3.8	22.8
	Firearms (Discharge) By-Law	0	0		0.0	1	2	3.8	7.6
	Other Municipal By-Laws	3	9	3.8	34.2	4	15	3.8	57.0
	Traffic By-Law	7	13	3.8	49.4	5	23	3.8	87.4
	Taxi By-Law	0	0		0.0	0	1	3.8	3.8
	Assist Fire Department	0	1	3.8	3.8	0	0		0.0
	Assist Public	5	33	3.8	125.4	30	78	3.8	296.4
	Distressed/Overdue Motorist	0	1	3.8	3.8	0	1	3.8	3.8
	Family Dispute	14	45	3.8	171.0	10	50	3.8	190.0
	Protest - Demonstration	0	0		0.0	0	2	3.8	7.6



Calls For Service (CFS) Billing Summary Report

Town of Lakeshore April - 2023

Billing Categories (Billing categories below do not match traditional crime groupings)		2023				2022			
		April	Year to Date	Time Standard	Year To Date Weighted Hours	April	Year to Date	Time Standard	Year To Date Weighted Hours
Operational	Total	172	558	3.8	2,120.4	169	581	3.8	2,207.8
Operational2	False Alarm-Accidental Trip	0	3	1.4	4.2	0	0		0.0
	False Alarm-Malfunction	2	7	1.4	9.8	1	5	1.4	7.0
	False Holdup Alarm-Accidental Trip	3	7	1.4	9.8	5	14	1.4	19.6
	False Alarm -Others	21	92	1.4	128.8	33	122	1.4	170.8
	False Alarm -Cancelled	2	3	1.4	4.2	1	2	1.4	2.8
	Keep the Peace	7	37	1.4	51.8	14	32	1.4	44.8
	911 call / 911 hang up	6	29	1.4	40.6	4	23	1.4	32.2
	911 hang up - Pocket Dial	1	1	1.4	1.4	0	0		0.0
	911 call - Dropped Cell	6	20	1.4	28.0	11	30	1.4	42.0
	Total	48	199	1.4	278.6	69	228	1.4	319.2
Traffic	MVC (MOTOR VEHICLE COLLISION) -Master code	0	3	3.7	11.1	0	2	3.7	7.4
	MVC - Personal Injury (MOTOR VEHICLE COLLISION)	2	10	3.7	37.0	3	18	3.7	66.6
	MVC - Prop. Dam. Non Reportable	6	29	3.7	107.3	8	34	3.7	125.8
	MVC - Prop. Dam. Reportable (MOTOR VEHICLE COLLISION)	25	87	3.7	321.9	25	109	3.7	403.3
	MVC - Prop. Dam. Failed to Remain (MOTOR VEHICLE COLLISION)	5	16	3.7	59.2	0	8	3.7	29.6
	MVC - Fatal (MOTOR VEHICLE COLLISION)	0	0		0.0	0	1	3.7	3.7
	MVC - Others (MOTOR VEHICLE COLLISION)	0	0		0.0	0	3	3.7	11.1
	Road Rage	0	0		0.0	1	2	3.7	7.4
	Total	38	145	3.7	536.5	37	177	3.7	654.9
Total		342	1,246		5,332.8	374	1,346		5,567.9

Note to Detachment Commanders:

- The content of each report is to be shared by the Detachment Commander only with the municipality for which it was generated. The municipality may treat this as a public document and distribute it as they wish.
- All data is sourced from the Niche RMS application. Included are 'reported' occurrences (actuals and unfounded occurrences) for 'billable' occurrences ONLY. Data is refreshed on a weekly basis.
- The Traffic category includes motor vehicle collision (MVC) occurrences entered into Niche (UCR code 8521). MVCs are NOT sourced from the eCRS application for this report.
- Only the primary violation is counted within an occurrence.
- Time standards displayed are for the 2023 billing period.

Note to Municipalities:

- Data contained within this report is dynamic in nature and numbers will change over time as the Ontario Provincial Police continues to investigate and solve crime.



Calls For Service (CFS) Billing Summary Report

Town of Lakeshore April - 2023

- This report is NOT to be used for crime trend analysis as not all occurrences are included.
- Data groupings within this report do not match traditional crime groupings seen in other public reports such as the OPP Police Services Board reports or Statistics Canada reporting.



Windsor & Essex County Crime Stoppers

Police Coordinator Report

April 1st-30th, 2023

Overview

Crime Stoppers exists to provide a means for the public to pass along anonymous information that assists in solving crimes, recovering stolen property, seizing illegal drugs, and locating those for whom there is an outstanding warrant of arrest. Locally, the program is operated jointly as Windsor-Essex County Crime Stoppers and has the responsibility to receive and disseminate information to all law enforcement agencies within Essex County.

Program Education and Community Events

- April 3rd - Community Housing Corporation – Health Fair Booth @ 920 Ouellette, Windsor.
- April 22nd - Take Back Your Drugs Event @ Devonshire Mall
- April 23rd – Southern Footprints Run @ Point Pelee National Park

AM800

“Crime of the Week” report with AM800 radio recorded every Monday which airs every Tuesday morning and afternoon.

- April 3rd – WPS Arson – 300 Block of Giles Blvd.
- April 10th – Lock it or lose it
- April 18th – WPS Arson – 1600 Block of Drouillard Rd.
- April 24th – Kingsville OPP Robbery – 1500 Block of County Road 20

St. Clair College-Media Plex and Radio CJAM FM 99.1

- Last recording on April 18th for the summer.

CTV News

- Arson 300 Block of Giles Blvd.

Social Media

- Daily/Weekly Facebook, Twitter and Instagram posts

Crime Stoppers Upcoming Calendar

- Charity K9 Calendar for 2023/2024
- Raffle Calendar Sales until May 31st – Draws held daily in June
- St Clair College Booth May 4th and 5th
- Police Week Devonshire Mall May 11th-13th
- Domino's Pizza Event in Leamington – May 13th and 14th
- Police Week Lasalle Police May 17th-20th
- Golf Tournament – Kingsville Golf & Country Club – August 24th

This statistical report is reflective of April 1st-30th, 2023.

Crime Stoppers tip information was distributed to the following agencies during this period.

Windsor Police Service
WPS - Amherstburg Detachment
Ontario Provincial Police
LaSalle Police Service
Ministry of Revenue and Finance
Windsor & Essex County Health Unit- Tobacco Enforcement
CBSA
ROPE

Attached documents include:

Police Coordinators Report
Monthly Statistical Report
Tip Summary Report

This Report was Prepared By:

Constable Sarah Werstein – OPP Police Coordinator

TOTAL POPULATION REPRESENTED – 398,718 (2019 CENSUS)

POPULATION (CITY) – 217,188

POPULATION (COUNTY) – 126,314

POPULATION (LASALLE) – 33,180

POPULATION (AMHERSTBURG) – 22,036

***SI on Statistical Report is “Since Inception” – 1985*



Windsor - Essex County Crime Stoppers - Statistical Report

Filter Date: December 2023 Run Date: 2023/05/01

Statistic	Jan	Feb	Mar	Apr	May	Jun	Jul	Aug	Sep	Oct	Nov	Dec
Tips Received	175	166	152	135	1	0	0	0	0	0	0	0
Tip Follow-ups	138	100	100	85	1	0	0	0	0	0	0	0
Arrests	4	8	9	3	0	0	0	0	0	0	0	0
Cases Cleared	2	7	11	2	0	0	0	0	0	0	0	0
Charges Laid	18	24	26	4	0	0	0	0	0	0	0	0
Fugitives	0	0	0	0	0	0	0	0	0	0	0	0
Administrative Discipline	0	0	0	0	0	0	0	0	0	0	0	0
# of Rewards Approved	1	6	8	3	0	0	0	0	0	0	0	0
Rewards Approved	\$750	\$2,700	\$3,400	\$1,000	\$0	\$0	\$0	\$0	\$0	\$0	\$0	\$0
# of Rewards Paid	0	3	4	0	0	0	0	0	0	0	0	0
Rewards Paid	\$0	\$1,100	\$2,700	\$0	\$0	\$0	\$0	\$0	\$0	\$0	\$0	\$0
# of Weapons Recovered	0	3	5	0	0	0	0	0	0	0	0	0
# of Vehicles Recovered	0	1	0	1	0	0	0	0	0	0	0	0
Property Recovered	\$0	\$38,750	\$3,500	\$80,000	\$0	\$0	\$0	\$0	\$0	\$0	\$0	\$0
Cash Recovered	\$910	\$13,021	\$350	\$0	\$0	\$0	\$0	\$0	\$0	\$0	\$0	\$0
Drugs Seized	\$49,250	\$62,300	\$72,230	\$0	\$0	\$0	\$0	\$0	\$0	\$0	\$0	\$0
Total Recovered	\$50,160	\$114,071	\$76,080	\$80,000	\$0	\$0	\$0	\$0	\$0	\$0	\$0	\$0

Statistic	Q1	Q2	Q3	Q4	YTD	SI
Tips Received	493	136	0	0	629	60,561
Tip Follow-ups	338	86	0	0	424	20,601
Calls Received	0	0	0	0	0	3,138
Arrests	21	3	0	0	24	7,082
Cases Cleared	20	2	0	0	22	10,420
Charges Laid	68	4	0	0	72	10,247
Fugitives	0	0	0	0	0	625
Administrative Discipline	0	0	0	0	0	3
# of Rewards Approved	15	3	0	0	18	1,875
Rewards Approved	\$6,850	\$1,000	\$0	\$0	\$7,850	\$1,264,935
# of Rewards Paid	7	0	0	0	7	968
Rewards Paid	\$3,800	\$0	\$0	\$0	\$3,800	\$832,702
# of Weapons Recovered	8	0	0	0	8	553
# of Vehicles Recovered	1	1	0	0	2	34
Property Recovered	\$42,250	\$80,000	\$0	\$0	\$122,250	\$13,554,173
Cash Recovered	\$14,281	\$0	\$0	\$0	\$14,281	\$604,449
Drugs Seized	\$183,780	\$0	\$0	\$0	\$183,780	\$119,513,368
Total Recovered	\$240,311	\$80,000	\$0	\$0	\$320,311	\$133,671,990

Windsor - Essex County Crime Stoppers Tip Summary Report

Created Date: 2023/04/01 to 2023/05/01

Offense Type	Count
Animal Cruelty	1
Arson	1
Assault	6
Attempt Murder	0
Breach of Condition	0
Break and Enter	10
By Law	0
Child Abuse	1
COVID-19	0
Cybercrime	0
Disqualified Driving	3
Drugs	38
Elder Abuse	0
Fraud	6
Highway Traffic Act	6
Hit and Run / Fail to Remain	0
Homicide	4
Human Smuggling	0
Human Trafficking	0
Illegal Cigarettes	2
Immigration	0

Impaired Driver	1
Indecent Act	1
Liquor (sales to minors, sales without licence)	0
Mischief	0
Missing Person	2
Motor Vehicle Collision	0
Possession of Stolen Property	0
Prostitution/Morality	0
Repeat Impaired Driver	0
Robbery	3
Sexual Assault	6
Stolen Vehicle	1
Suspended Driver	1
Suspicious Activity	5
Terrorism	0
Test Tip	0
Theft	11
Threats	1
Warrant	6
Weapons	2
<i>Other</i>	19
<i>Unknown</i>	1
Total	138