

APRIL 2023

Police Services Board Monthly Overview



Disclaimer: No part of this document is to be reproduced or distributed without the expressed written permission of the Ontario Provincial Police. This document has been prepared on internally developed data sources. All data is a snapshot in time and may differ from other recorded sources.



TABLE OF CONTENTS

Detachment Focus and Priorities	2
Top Calls for Service	3-4
Calls for Service Comparison	5
Violent Crime	6
Property Crime	7
Motor Vehicle Collisions.....	8
Impaired / Exceed Offences.....	8
Driver's License Suspensions	8
Criminal Code Charges	9
Drug Offences.....	9
Provincial Offences & Traffic Stops.....	10
Mental Health Response Unit	11
911 Misdiagnosis	12
False Alarms	12
R.I.D.E.	12
Foot Patrol Hours	12
Auxiliary Service	12
Notable Investigations	13

Prepared by:

P. Brockman #12632
Essex County Detachment
Ontario Provincial Police
Pauline.Brockman@opp.ca



Detachment Focus and Priorities

The OPP's action planning process ensures compliance with the Adequacy and Effectiveness of Police Services Regulation (Adequacy Standards) filed as O. Reg. 3/99 in 1999.

Through assessment, analysis and consultation, the following areas of focus were identified for the next three years (2020 – 2022) in Essex County:

Crime:

- Reduce victimization from instances of sexual violence
- Address & prevent property crime
- Address & prevent illicit drug crime
- Support victims of domestic abuse
- Address the proliferation of illegal grow operations

Traffic:

- Year-round focus on causal factors of motor vehicle collisions with a focus on (Big 4) Aggressive Driving, Impaired Driving, Distracted Driving and Use of Seatbelts
- Marine enforcement and security on local waterways
- Streamline collision reporting


Other Policing Priorities:

- Develop transfer of care protocols with healthcare facilities
- Identify co-response solutions for non-police-related demands for service

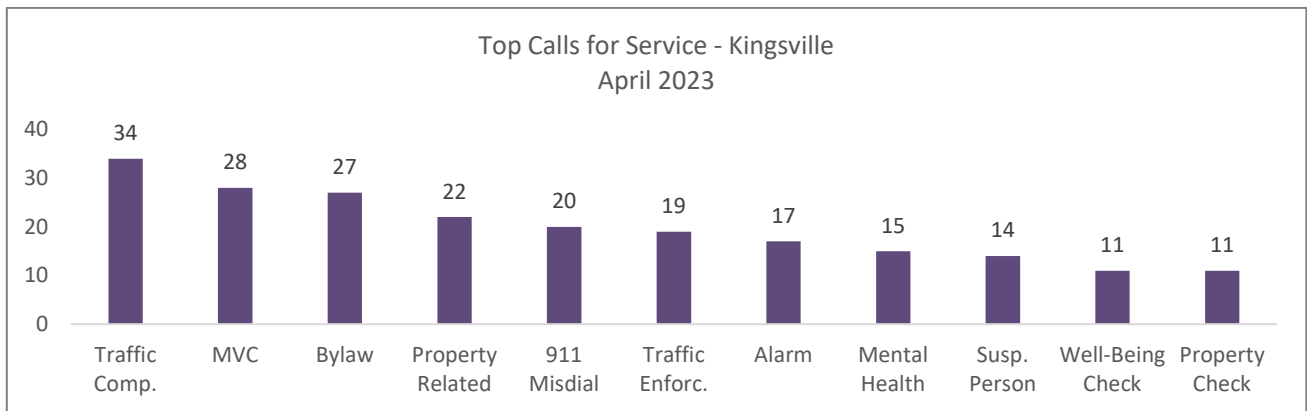


Top Calls for Service ¹

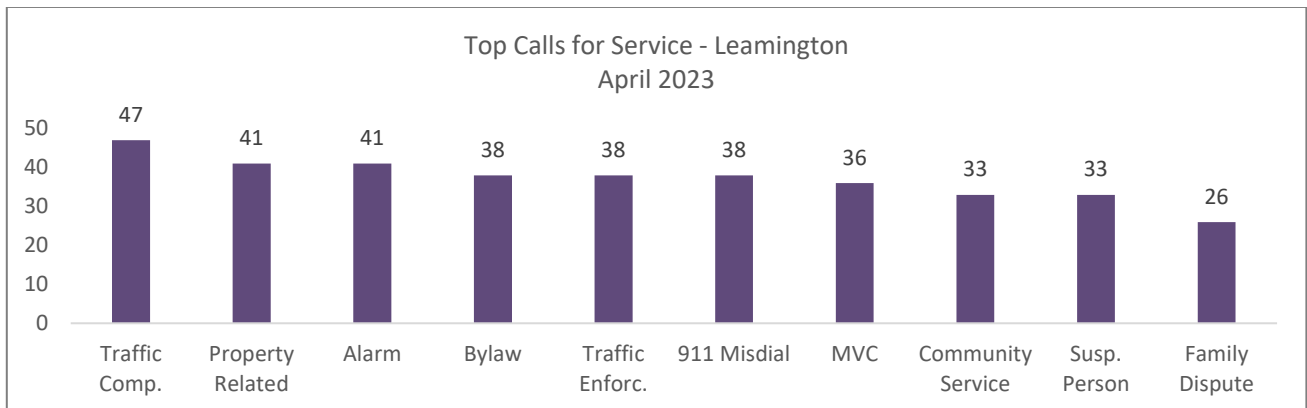
Lakeshore



Kingsville



Leamington

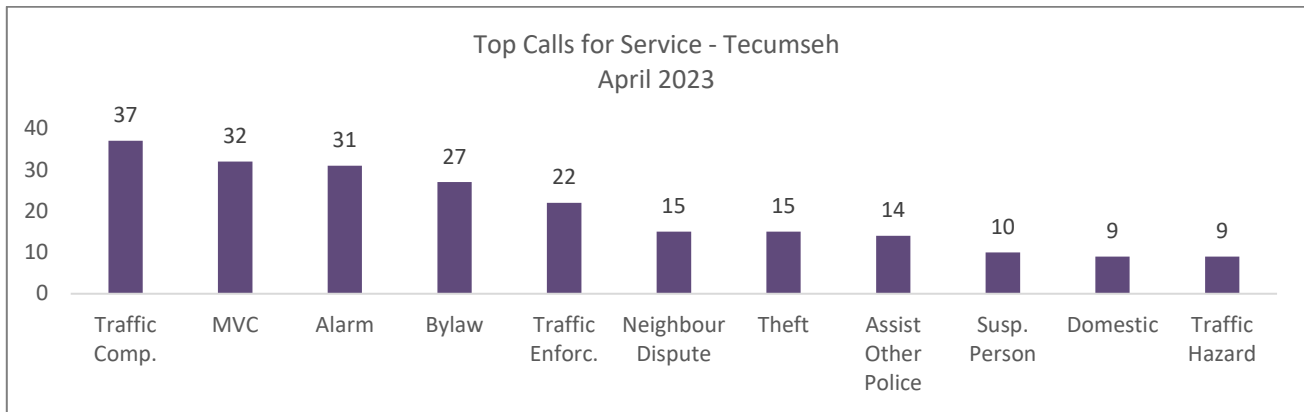


¹ Data Derived from Niche 07May2023 Occurrence Type by Duty Icon

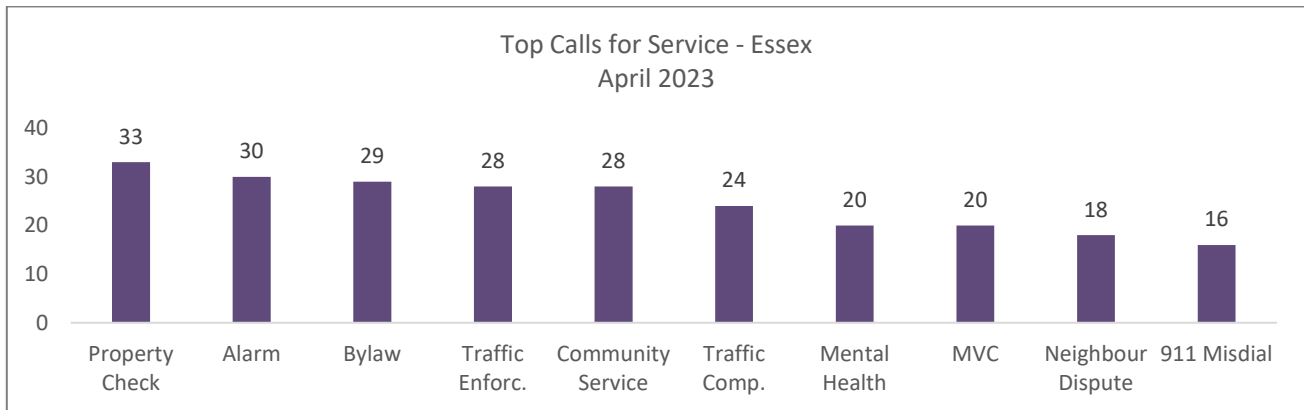


Top Calls for Service²


Tecumseh



Essex



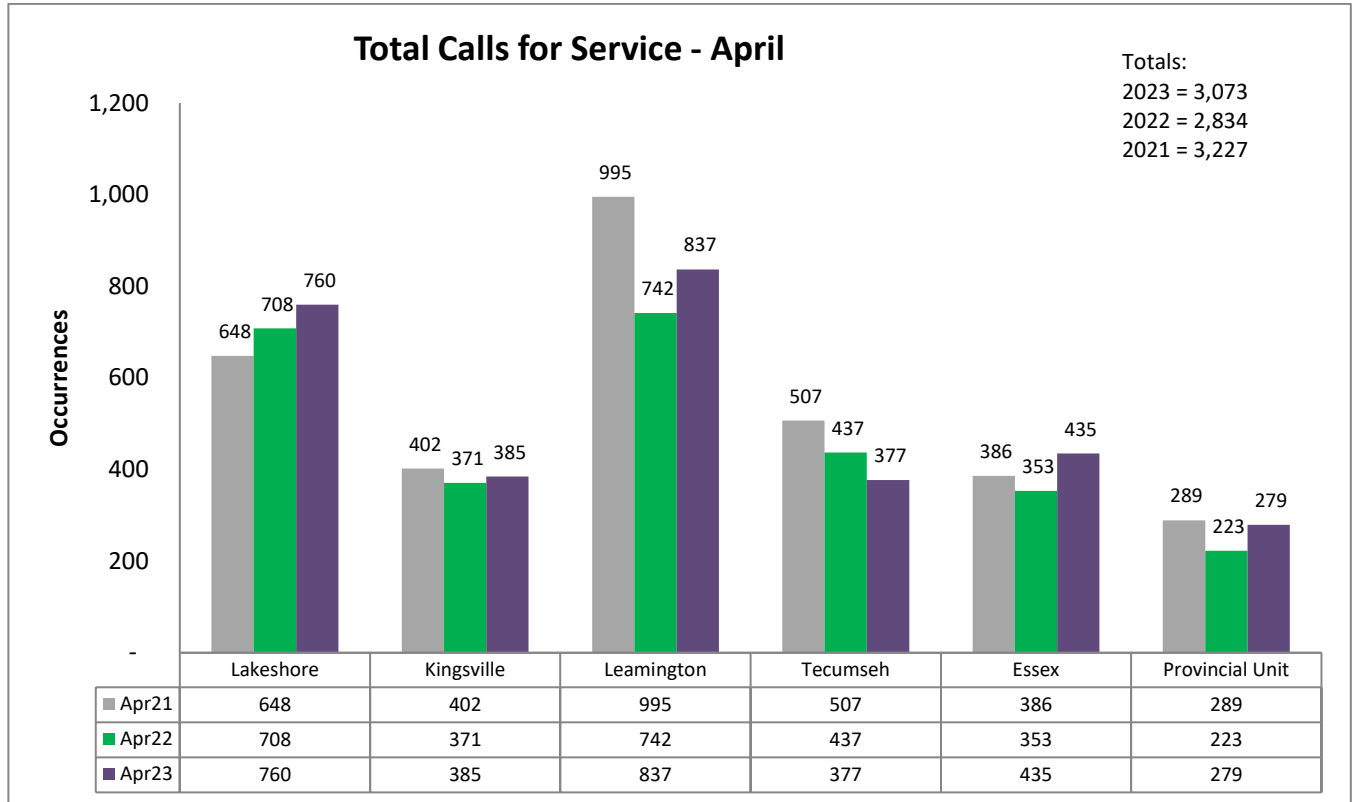
Provincial Units



² Data Derived from Niche 07May2023 Occurrence Type by Duty Icon



Calls for Service³

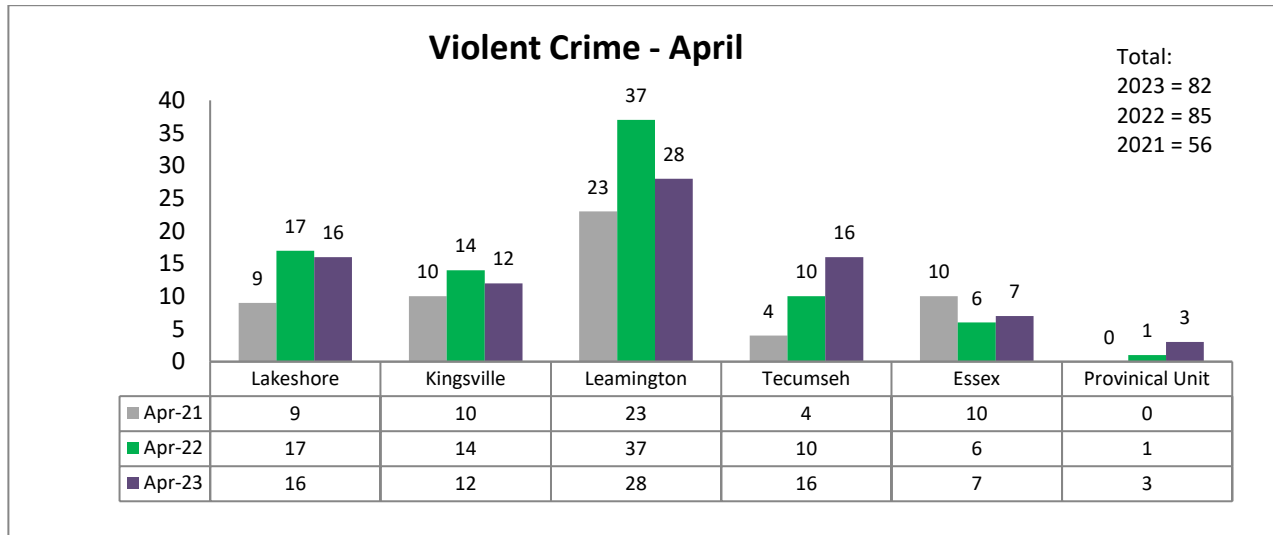


- An **8.4% increase** in Calls for Service April 2023 compared to April 2022
- Year-to-date, an 7.9% increase in Calls for Service in 2023 (12,127) compared to 2022 (11,243).

³ Data Derived from Niche RMS 07May2023 by Duty Icon

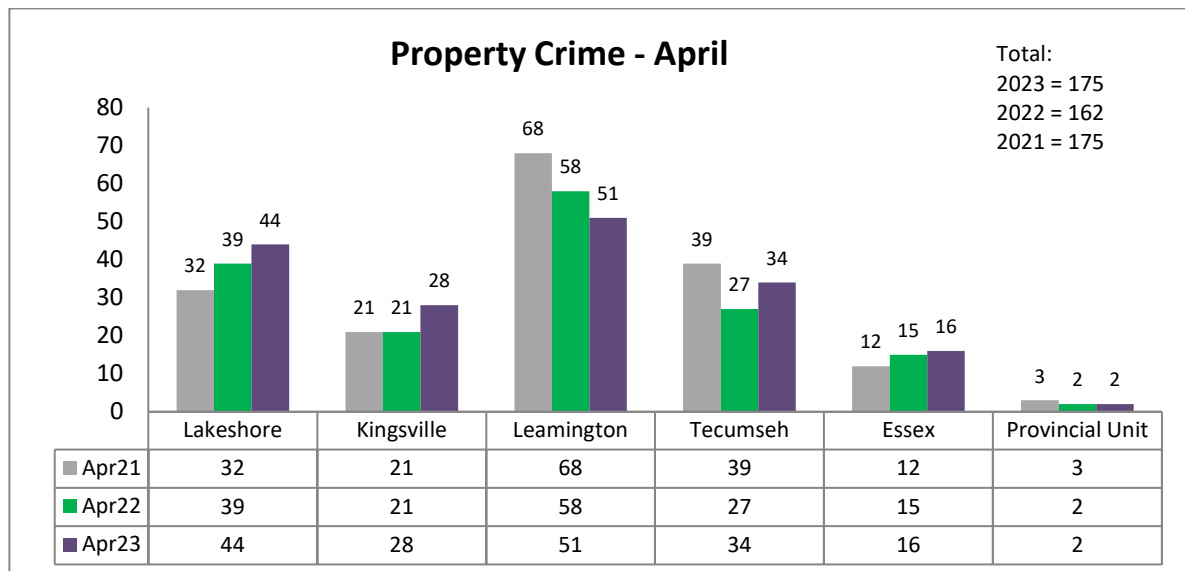


Violent Crime⁴



- A **3.5% decrease** in Violent Crime in April 2023 compared to April 2022. **Clearance Rate = 73.3%**
- Year-to-date a 10.6% increase in Violent Crime in 2023 (324 incidents) compared to 2022 (293 incidents)

Property Crime⁵



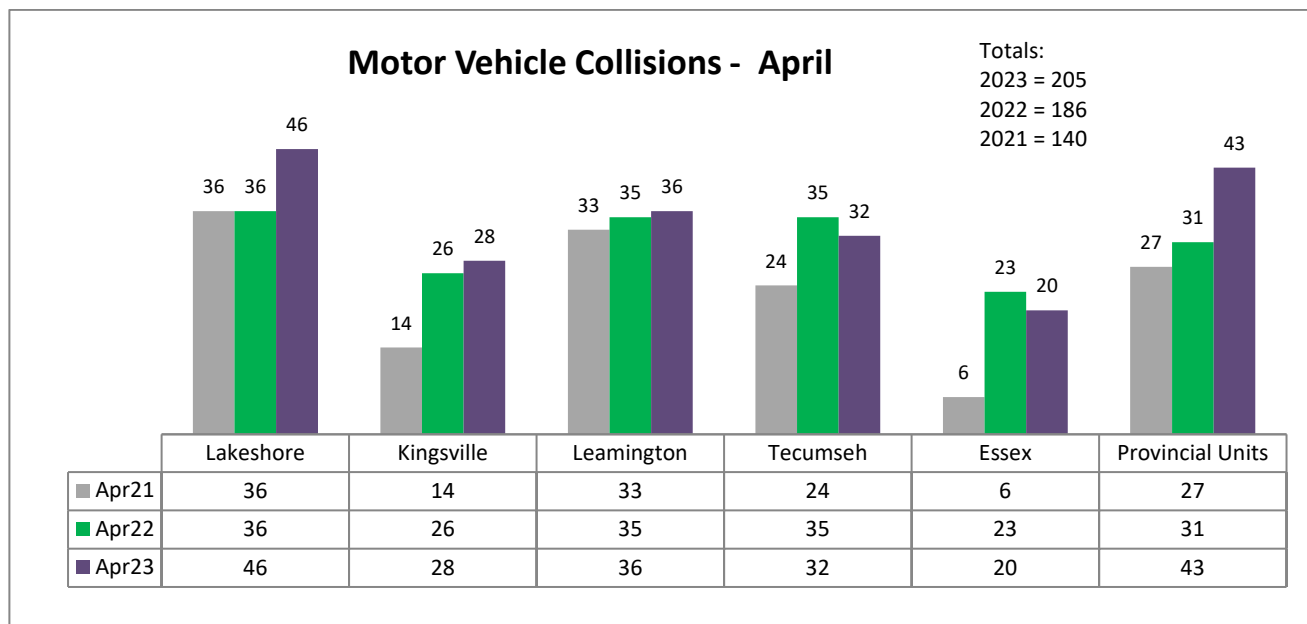
- An **8.0% increase** in Property Crime in April 2023 compared to April 2022. **Clearance Rate = 22.7%**
- Year-to-date a 1.0% decrease in Property Crime in 2023 (768 incidents) compared to 2022 (796 incidents)

⁴ Data Derived from the BI Cube RMS 09Apr2023 Violent Crime.

⁵ Data Derived from the BI Cube RMS 09Apr2023 Property Crime



Motor Vehicle Collisions⁶



- A **10.2% increase** in MVCs April 2023 compared to April 2022
- 59 collisions (28.8%) were diverted to the Collision Reporting Centre in April 2023
- Year-to-date a 2.2% increase in MVCs in 2023 (837 collisions) compared to 2022 (819 collisions)

MVC Fatalities⁷

Year	Details	Annual Data
2020		10 collisions resulted in 10 deaths
2021		8 collisions resulted in 11 deaths
2022		9 collisions resulted in 14 deaths:
2023		2 collisions resulting in 3 deaths.

⁶ Data Derived from the RMS 10May2023 Dispatch Occurrence Type MVC

⁷ Data Derived from eCRS 10May2023 Fatal Injury

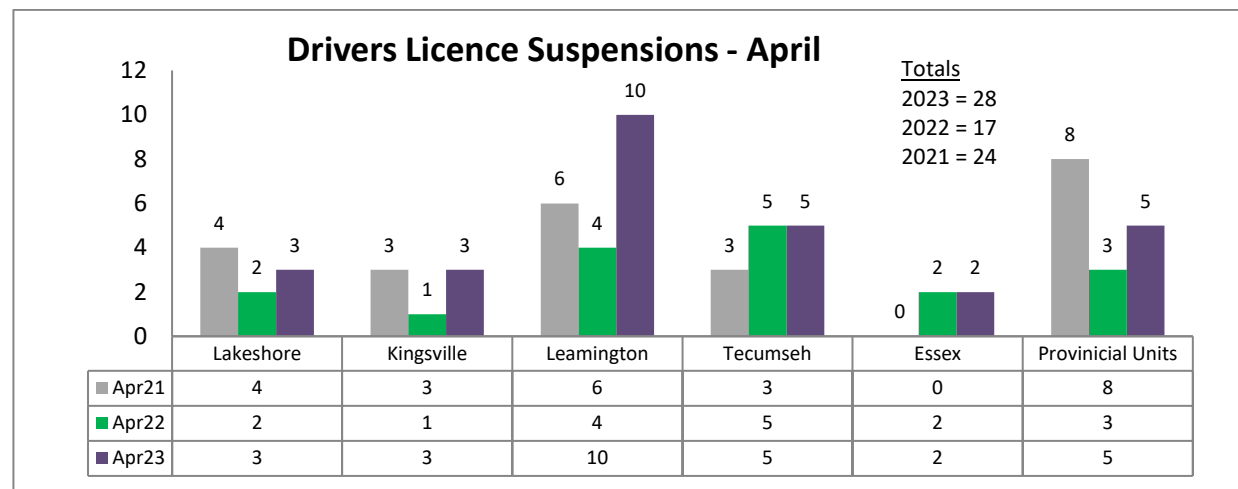
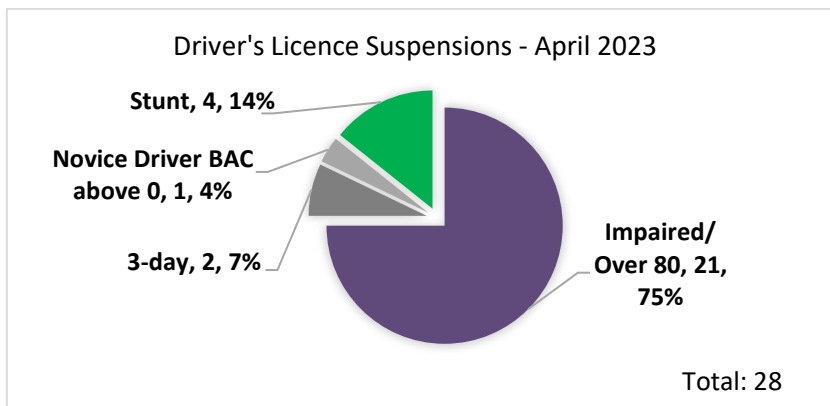


Impaired & Exceed Offences⁸

Location	Apr-21	Apr-22	Apr-23
Lakeshore	4	2	2
Kingsville	3	1	2
Leamington	1	1	8
Tecumseh	1	4	5
Essex	0	2	2
Provincial	2	2	2
	11	12	21

- An **75.0% increase** in Impaired/Over 80 offences in April 2023 compared to April 2022.
- Year-to-date a 42.9% increase in Impaired/Exceed Offences in 2023 (60 incidents) compared to 2022 (42 incidents)

Administrative Drivers Licence Suspensions (ADLS)⁹



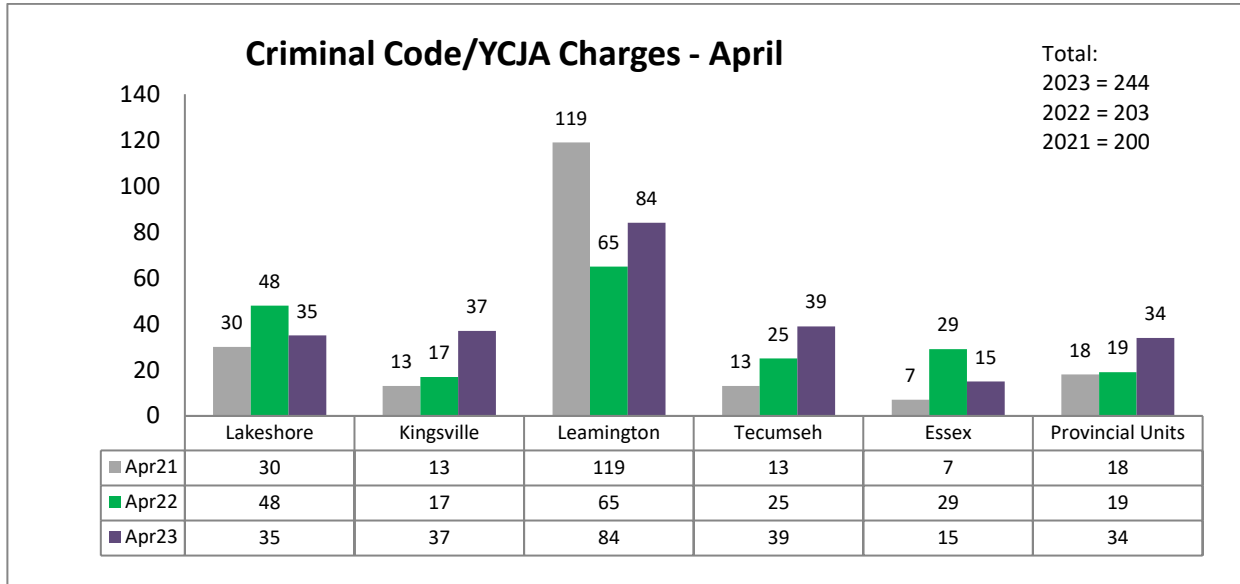
- A **64.7% increase** in ADLS suspensions in April 2023 compared to April 2022
- Year-to-date a 2.3% increase in ADLS suspensions in 2023 (90 incidents) compared to 2022 (88 incidents)

⁸ Data Derived from the RMS 10May2023 Alcohol (UCR 9210, 9220, 9230, 9240, 9250, 9925)

⁹ Data Derived from Niche RMS 10May2023 Suspensions (UCR 8881.001, 002, 004, 006, 0011) - 3/7/30-day warn range, 7-day Stunt



Criminal Code Charges¹⁰



- A **20.2% increase** in Criminal Code charges in April 2023 compared to April 2022
- Year-to-date an 21.2% increase in Criminal Code charges in 2023 (990) compared to 2022 (817)

Drug Offences¹¹

	April 2022			April 2023		
	Cannabis Control Act (Provincial)	CDSA	Cannabis Act (Federal)	Cannabis Control Act (Provincial)	CDSA	Cannabis Act (Federal)
Lakeshore	0	0	0	2	0	0
Kingsville	0	0	0	0	0	0
Leamington	0	1	0	3	0	0
Tecumseh	0	0	0	0	0	0
Essex	0	0	0	0	1	0
Provincial Units	4	0	0	1	0	0
Total Charges	4	1	0	6	1	0

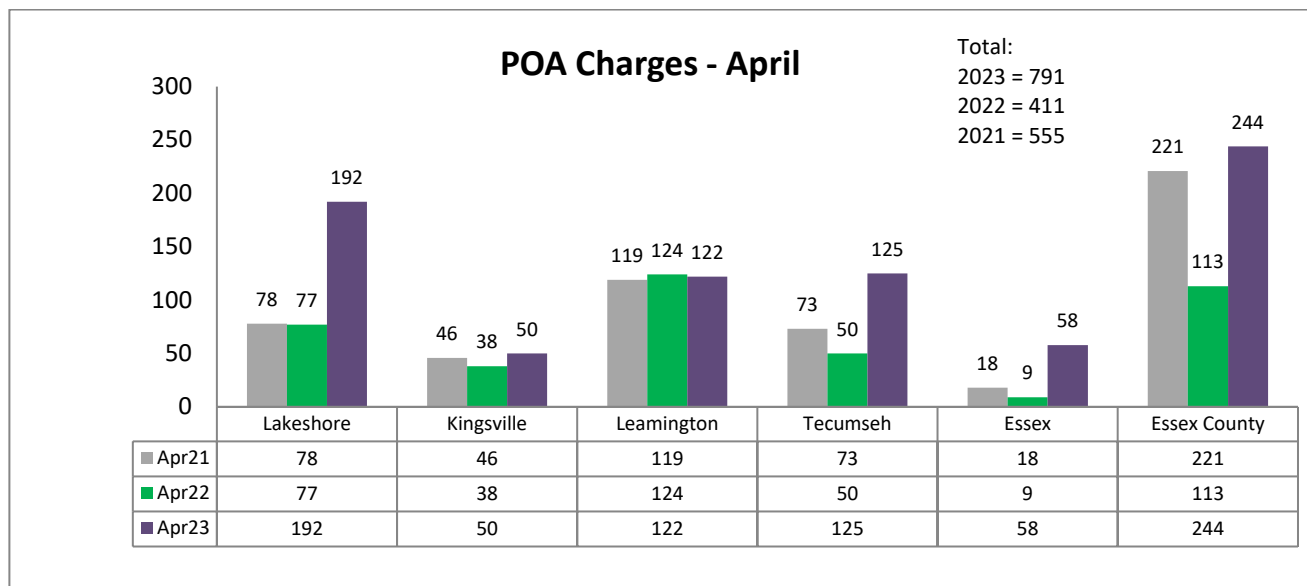
- A **40.0% increase** in Drug Offences in April 2023 compared to April 2022
- Year-to-date an 19.4% decrease in Drug Offences in 2023 (50 incidents) compared to 2022 (62 incidents)

¹⁰ Data Derived from Niche – Saved Search – Charge by Date 10May2023

¹¹ Data Derived from Niche – Saved Search Drug Offences 10May2023

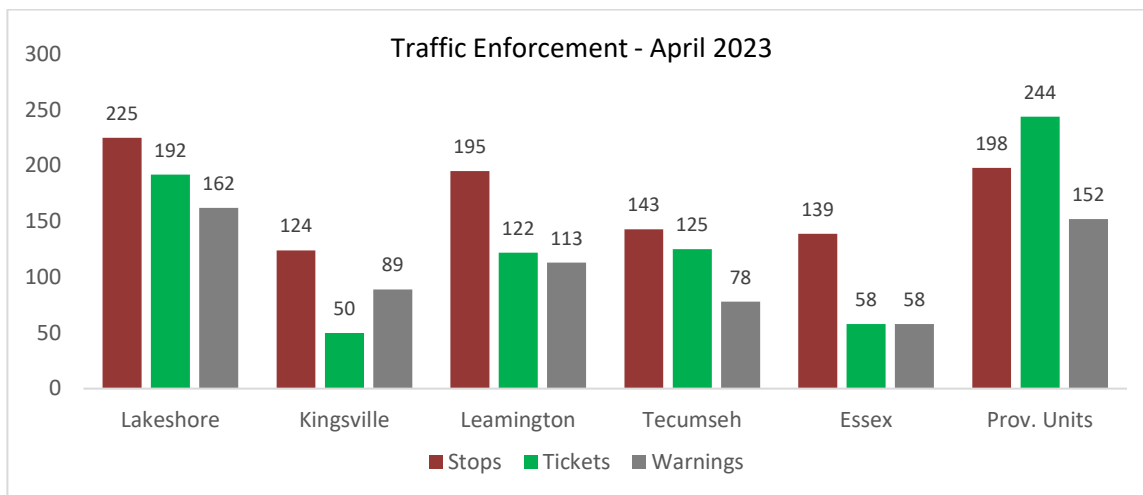


Provincial Offences¹²



- A **92.5% increase** in Provincial Offences in April 2023 compared to April 2022
- An average of **26.4 tickets/day in April 2023** compared to 13.7 tickets/day in April 2022
- Year-to-date, a 33.7% increase in Provincial Offences in 2023 (2,404) compared to 2022 (1,798)

Traffic Enforcement¹³



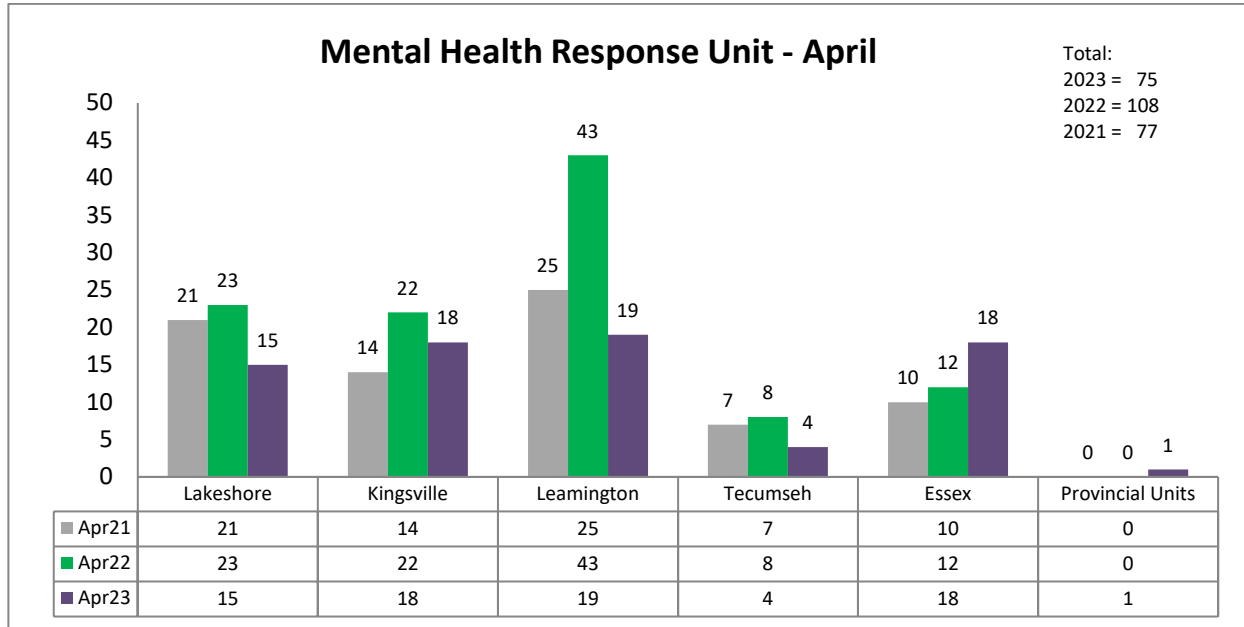
- An average of **34.1 recorded vehicle stops per day** (1,024 stops) in April 2023 compared to the 2022 average of 18.7 stops/day.

¹² Data Derived from Niche RMS and Historical Local Records 10May2023

¹³ Data Derived from Business Intelligence – CAD data 10May2023



MHRU Calls for Service¹⁴



- A **30.6% decrease** in MHRU calls in April 2023 compared to April 2022
- Youth Crisis Response Team (YMCRT) responded to **30 calls** in April 2023 and 95 calls year-to-date.
- Year-to-date an 1.3% decrease in MHRU calls in 2023 (461) compared to 2022 (467)

¹⁴ Data Derived from Niche 10May2023 Officer/Unit: 6E00MCRT



911 Misdial/Hang-up¹⁵

April	Lakeshore	Kingsville	Leamington	Tecumseh	Essex	Provincial Unit	TOTAL
2023	12	20	38	7	16	1	94

- An **14.6% increase** in 911 Misdial calls in April 2023 compared to April 2022 (82 Misdials)
- An average of **3.1 Misdials per day** in April 2023 compared to an average of 2.6 misdial calls in 2022.

False Alarm¹⁶

April	Lakeshore	Kingsville	Leamington	Tecumseh	Essex	Provincial Unit	TOTAL
2023	29	17	41	31	30	0	148

- An **18.7% decrease** in False Alarms in April 2023 compared to April 2022 (187 Alarms)
- An average of **4.9 Alarms per day** in April 2023 compared to an average of 5.3 Alarms per day in 2022.

R.I.D.E.¹⁷

April	Lakeshore	Kingsville	Leamington	Tecumseh	Essex	Provincial Unit	TOTAL
2023	23	4	12	8	8	1	56

Foot Patrol Hours¹⁸

April	Lakeshore	Kingsville	Leamington	Tecumseh	Essex	Provincial Unit	TOTAL
2023	29	132	70	134	60	0	425

Auxiliary Service Hours¹⁹

April	Lakeshore	Kingsville	Leamington	Tecumseh	Essex	Provincial Unit	TOTAL
2023	13	17	0	25	14	134	203

¹⁵ Data Derived from Niche RMS by Occurrence Type 10May2023

¹⁶ Data Derived from Niche RMS by Occurrence Type 10May2023

¹⁷ Data Derived from Niche RMS Occurrence Type 10May2023

¹⁸ Data Derived from DAR 10May2023

¹⁹ Data Derived from DAR 10May2023



Notable Investigations

Lakeshore	A 16 yr. old youth turned himself into police and has been charged with First Degree Murder following the death of a 12 yr. old boy. K9 Maximus assisted with an evidence search surrounding a rural property. Major Crime members continue an extensive investigation leading up to and including the events.
Kingsville	Officers responded to a Well-Being Check in 2022 for an elderly male who had not been seen in several weeks. Officers were given false information about his whereabouts and eventually located the male obviously deceased inside the home. A Major Crime investigation revealed the male had been moved and no medical attention sought. A 76 yr. old female has been charged with Indignity to a Body and Fail to Provide the Necessities of Life.
Leamington	A Missing Persons report in late 2022 lead to a Sex Trafficking investigation that resulted in 5 adults ranging from 23 -40 yrs. being charged with multiple offences including Assault, Traffick in Persons, Material Benefit from Trafficking Persons, Material Benefit from Sexual Services, Advertising Sexual Services and Procuring. All but one has been arrested and formally charged, some with the assistance of ROPE.
Tecumseh	Officers conducting patrol around a licenced establishment observed an intoxicated male attempting to fight a group of males. The male was warned by police and left on foot. The same male returned a short time later and attempted to drive a vehicle away. The officers intervened and as a result of that interaction, the 45 yr. old male has arrested and charged with Resist Peace Officer x2, Assault Peace Officer x2, Impaired Operation and Fail to Comply with Demand. His licence has been suspended for 90 days, and his vehicle impounded.
Essex	Officers responded to a complaint of a Failure to Comply with a Release Order involving a male attending an address in which he was prohibited. Days later, officers on routine patrol located the suspect vehicle and conducted a traffic stop. The 50 yr. old male was non-compliant and actively resisted arrest. As a result of these events, he was charged with Resist Peace Officer, Fail to Comply with Release Order x2 and Possess Schedule I Substance.