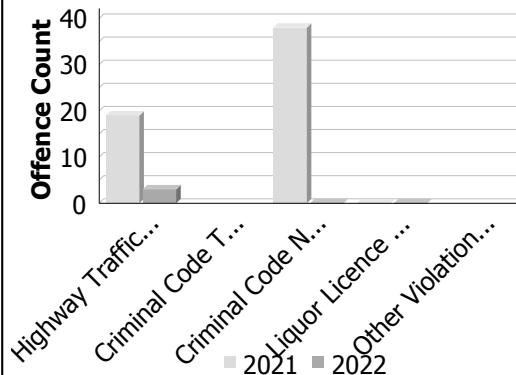


Police Services Board Report for Lakeshore
Integrated Court Offence Network
November - 2022

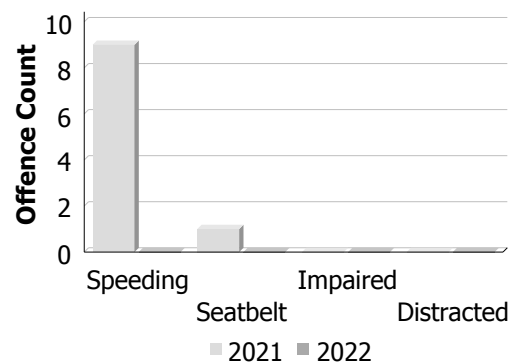
Criminal Code and Provincial Statute Charges Laid

Offence Count	November			Year to Date - November		
	2021	2022	% Change	2021	2022	% Change
Highway Traffic Act	19	3	-84.2%	403	192	-52.4%
Criminal Code Traffic	--	--	--	--	--	--
CCC Non-Traffic	--	--	--	--	--	--
Liquor Licence Act	0	0	--	13	2	-84.6%
Other Violations	--	--	--	--	--	--



Traffic Related Charges

Offence Count	November			Year to Date - November		
	2021	2022	% Change	2021	2022	% Change
Speeding	9	0	-100.0%	215	92	-57.2%
Seatbelt	1	0	-100.0%	4	0	-100.0%
Impaired	0	0	--	0	0	--
Distracted	0	0	--	1	1	0.0%



Integrated Court Offence Network data is updated on a monthly basis: Data could be as much as a month and a half behind.

Data Utilized

- Ministry of Attorney General, Integrated Court Offence Network
- Integrated Court Offence Network Charge Business Intelligence Cube

Detachment: 6E - ESSEX COUNTY
Location code(s): 6E20 - LAKESHORE
Data source date:
 Jan 9, 2023 3:25:11 PM

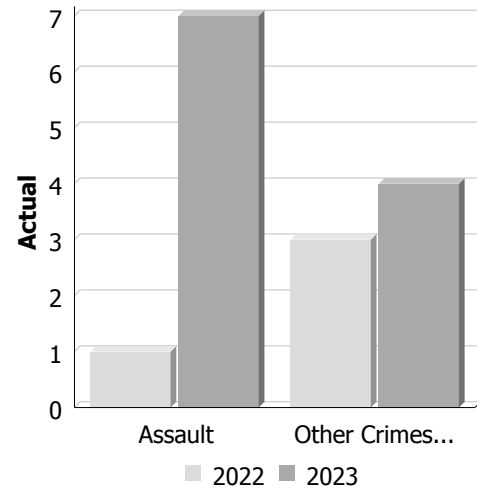
Report Generated by:
 Pharand, Lise

Report Generated on:
 Feb 6, 2023 12:55:22 PM
 PP-CSC-Operational Planning-4300

Police Services Board Report for Lakeshore
Records Management System
January - 2023

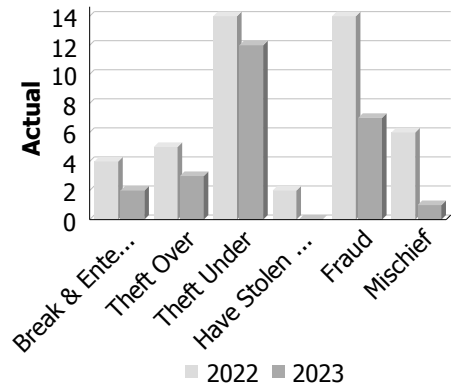
Violent Crime

Actual	January			Year to Date - January		
	2022	2023	% Change	2022	2023	% Change
Murder	0	0	--	0	0	--
Other Offences Causing Death	0	0	--	0	0	--
Attempted Murder	0	0	--	0	0	--
Sexual Assault	0	0	--	0	0	--
Assault	1	7	600.0%	1	7	600.0%
Abduction	0	0	--	0	0	--
Robbery	0	0	--	0	0	--
Other Crimes Against a Person	3	4	33.3%	3	4	33.3%
Total	4	11	175.0%	4	11	175.0%



Property Crime

Actual	January			Year to Date - January		
	2022	2023	% Change	2022	2023	% Change
Arson	0	0	--	0	0	--
Break & Enter	4	2	-50.0%	4	2	-50.0%
Theft Over	5	3	-40.0%	5	3	-40.0%
Theft Under	14	12	-14.3%	14	12	-14.3%
Have Stolen Goods	2	0	-100.0%	2	0	-100.0%
Fraud	14	7	-50.0%	14	7	-50.0%
Mischief	6	1	-83.3%	6	1	-83.3%
Total	45	25	-44.4%	45	25	-44.4%



Drug Crime

Actual	January			Year to Date - January		
	2022	2023	% Change	2022	2023	% Change
Possession	0	0	--	0	0	--
Trafficking	0	0	--	0	0	--
Importation and Production	0	0	--	0	0	--
Total	0	0	--	0	0	--



Detachment: 6E - ESSEX COUNTY
Location code(s): 6E20 - LAKESHORE

Data source date:
2023/02/04

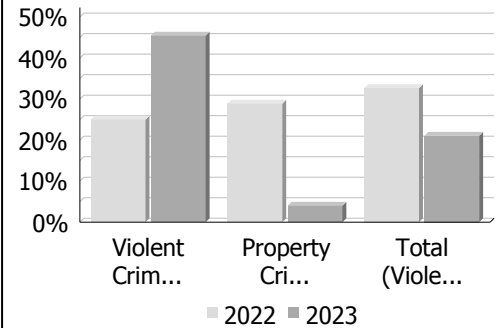
Report Generated by:
Pharand, Lise

Report Generated on:
Feb 6, 2023 12:51:35 PM
PP-CSC-Operational Planning-4300

Police Services Board Report for Lakeshore
Records Management System
January - 2023

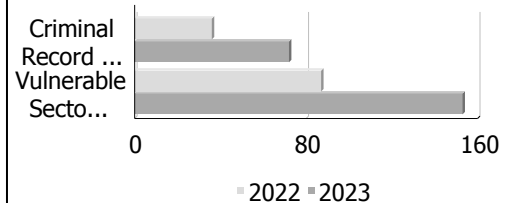
Clearance Rate

Clearance Rate	January			Year to Date - January		
	2022	2023	Difference	2022	2023	Difference
Violent Crime	25.0%	45.4%	20.4%	25.0%	45.4%	20.4%
Property Crime	28.9%	4.0%	-24.9%	28.9%	4.0%	-24.9%
Drug Crime	--	--	--	--	--	--
Total (Violent, Property & Drug)	32.7%	21.0%	-11.6%	32.7%	21.0%	-11.6%



Criminal Record and Vulnerable Sector Screening Checks

Actual	January			Year to Date - January		
	2022	2023	% Change	2022	2023	% Change
Criminal Record Checks	36	72	100.0%	36	72	100.0%
Vulnerable Sector Screening Checks	87	153	75.9%	87	153	75.9%



Data contained within this report is dynamic in nature and numbers will change over time as the Ontario Provincial Police continue to investigate and solve crime.

Data Utilized

- Major Crimes
- Niche RMS All Offence Level Business Intelligence Cube

Detachment: 6E - ESSEX COUNTY

Location code(s): 6E20 - LAKESHORE

Data source date:

2023/02/04

Report Generated by:

Pharand, Lise

Report Generated on:

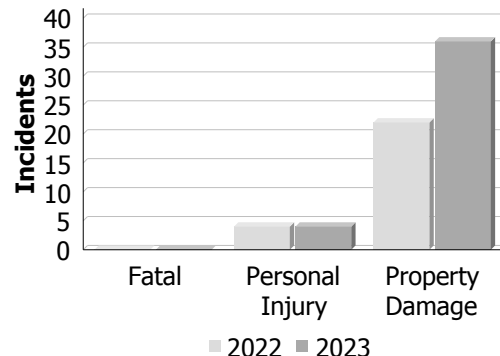
Feb 6, 2023 12:51:35 PM

PP-CSC-Operational Planning-4300

Police Services Board Report for Lakeshore
Collision Reporting System
January - 2023

Motor Vehicle Collisions by Type

Incidents	January			Year to Date - January		
	2022	2023	% Change	2022	2023	% Change
Fatal	0	0	--	0	0	--
Personal Injury	4	4	0.0%	4	4	0.0%
Property Damage	22	36	63.6%	22	36	63.6%
Total	26	40	53.8%	26	40	53.8%



Fatalities in Detachment Area

Incidents		January			Year to Date - January		
		2022	2023	% Change	2022	2023	% Change
Motor Vehicle Collision	Fatal Incidents	0	0	--	0	0	--
	Alcohol Related	0	0	--	0	0	--
Off-Road Vehicle	Fatal Incidents	0	0	--	0	0	--
	Alcohol Related	0	0	--	0	0	--
Motorized Snow Vehicle	Fatal Incidents	0	0	--	0	0	--
	Alcohol Related	0	0	--	0	0	--

Persons Killed		January			Year to Date - January		
		2022	2023	% Change	2022	2023	% Change
Motor Vehicle Collision		0	0	--	0	0	--
Off-Road Vehicle		0	0	--	0	0	--
Motorized Snow Vehicle		0	0	--	0	0	--

Data Utilized

- SQL online application reporting system – OPP CRS 2.3.09
- Collision Reporting System Business Intelligence Cube

Detachment: 6E - ESSEX

Location code(s): 6E20-LAKESHORE

Data source date:
2023/02/05

Report Generated by:
Pharand, Lise

Report Generated on:
Feb 6, 2023 12:48:18 PM
PP-CSC-Operational Planning-4300

Police Services Board Report for Lakeshore
2023/Jan

Public Complaints	
Policy	0
Service	0
Conduct	0

Date information collected from Professional Standards Bureau Commander Reports: 2023-02-06

Data Source

Ontario Provincial Police, Professional Standards Bureau Commander Reports

- Includes all public policy, service and conduct complaints submitted to the Office of the Independent Police Review Director (OIPRD)

Secondary Employment

Daily Activity Reporting Patrol Hours	
Total Hours	2023/Jan
Number of Cruiser Patrol Hours	636.25
Number of Motorcycle Patrol Hours	0.00
Number of Marine Patrol Hours	0.00
Number of ATV Patrol Hours	0.00
Number of Snowmobile Patrol Hours	0.00
Number of Bicycle Patrol Hours	0.00
Number of Foot Patrol Hours	23.00
Number of School Patrol Hours	3.00

Data source (Daily Activity Reporting System) date: 2023/02/04

Detachment: 6E - ESSEX COUNTY

Location code(s): 6E20 - LAKESHORE

Report Generated by:
Pharand, Lise

Report Generated on:
Feb 6, 2023 12:42:25 PM
PP-CSC-Operational Planning-4300

Ontario Provincial Police
Essex County Detachment

1219 Hicks Rd.
P.O. Box 910
Essex, Ontario
N8M 2Y2

Tel: (519) 723-2493 Fax: (519) 723-2133



Police provincial de l'Ontario
Détachement du Comté d'Essex

1219 rue Hicks
C.P. 910
Essex, Ontario
N8M 2Y2

Tel: (519) 723-2493 Télécopieur: (519) 723-2133

File Reference/

February 7, 2023

Lakeshore PSB information for the month of January:

High School Resource Officer: 0 hours

Suspensions: 3

Charges: 145

Police Record Checks: 70

Vulnerable Sector Record Checks: 153

Jamie Smith, Staff Sergeant
Detachment Manager
Essex County O.P.P.



Calls For Service (CFS) Billing Summary Report

Town of Lakeshore January - 2023

Billing Categories (Billing categories below do not match traditional crime groupings)		2023				2022			
		January	Year to Date	Time Standard	Year To Date Weighted Hours	January	Year to Date	Time Standard	Year To Date Weighted Hours
Violent Criminal Code	Assault With Weapon or Causing Bodily Harm-Level 2	1	1	15.8	15.8	0	0		0.0
	Assault-Level 1	5	5	15.8	79.0	1	1	15.8	15.8
	Discharge Firearm with Intent	2	2	15.8	31.6	0	0		0.0
	Criminal Harassment	0	0		0.0	1	1	15.8	15.8
	Indecent/Harassing Communications	1	1	15.8	15.8	0	0		0.0
	Utter Threats to Person	4	4	15.8	63.2	3	3	15.8	47.4
	Total	13	13	15.8	205.4	5	5	15.8	79.0
Property Crime Violations	Break & Enter	2	2	6.4	12.8	5	5	6.4	32.0
	Theft Over - Trailers	1	1	6.4	6.4	0	0		0.0
	Theft Over - Other Theft	1	1	6.4	6.4	0	0		0.0
	Theft of Motor Vehicle	1	1	6.4	6.4	3	3	6.4	19.2
	Theft of - Automobile	0	0		0.0	3	3	6.4	19.2
	Theft of - Trucks	0	0		0.0	1	1	6.4	6.4
	Theft Under -master code	2	2	6.4	12.8	1	1	6.4	6.4
	Theft under - Building	1	1	6.4	6.4	0	0		0.0
	Theft under - Other Theft	1	1	6.4	6.4	5	5	6.4	32.0
	Theft Under - Gasoline Drive-off	1	1	6.4	6.4	1	1	6.4	6.4
	Theft FROM Motor Vehicle Under \$5,000	3	3	6.4	19.2	5	5	6.4	32.0
	Theft Under \$5,000 [SHOPLIFTING]	1	1	6.4	6.4	3	3	6.4	19.2
	Possession of Stolen Goods over \$5,000	0	0		0.0	1	1	6.4	6.4
	Possession of Stolen Goods under \$5,000	0	0		0.0	1	1	6.4	6.4
	Fraud -Master code	3	3	6.4	19.2	1	1	6.4	6.4
	Fraud - False Pretence <= \$5,000	0	0		0.0	1	1	6.4	6.4
	Fraud - Forgery & Uttering	1	1	6.4	6.4	0	0		0.0
	Fraud - Fraud through mails	0	0		0.0	1	1	6.4	6.4
	Fraud -Money/property/ security <= \$5,000	2	2	6.4	12.8	6	6	6.4	38.4
	Fraud - Other	2	2	6.4	12.8	4	4	6.4	25.6
	Personation with Intent (fraud)	0	0		0.0	1	1	6.4	6.4
	Mischief - master code	2	2	6.4	12.8	4	4	6.4	25.6
	Property Damage	0	0		0.0	2	2	6.4	12.8



Calls For Service (CFS) Billing Summary Report

Town of Lakeshore January - 2023

Billing Categories (Billing categories below do not match traditional crime groupings)		2023				2022			
		January	Year to Date	Time Standard	Year To Date Weighted Hours	January	Year to Date	Time Standard	Year To Date Weighted Hours
Property Crime Violations	Total	24	24	6.4	153.6	49	49	6.4	313.6
Other Criminal Code Violations (Excluding traffic)	Offensive Weapons-Restricted	1	1	7.5	7.5	0	0		0.0
	Bail Violations - Fail To Comply	1	1	7.5	7.5	0	0		0.0
	Bail Violations - Others	0	0		0.0	1	1	7.5	7.5
	Breach of Probation	0	0		0.0	1	1	7.5	7.5
	Public mischief - mislead peace officer	0	0		0.0	1	1	7.5	7.5
	Total	2	2	7.5	15.0	3	3	7.5	22.5
Drug Possession	Drug related occurrence	1	1	7.1	7.1	2	2	7.1	14.2
	Total	1	1	7.1	7.1	2	2	7.1	14.2
Statutes & Acts	Landlord/Tenant	7	7	3.4	23.8	5	5	3.4	17.0
	Mental Health Act	13	13	3.4	44.2	9	9	3.4	30.6
	Mental Health Act - Attempt Suicide	0	0		0.0	1	1	3.4	3.4
	Mental Health Act - Threat of Suicide	7	7	3.4	23.8	2	2	3.4	6.8
	Mental Health Act - Voluntary Transport	0	0		0.0	1	1	3.4	3.4
	Mental Health Act - Placed on Form	1	1	3.4	3.4	0	0		0.0
	Mental Health Act - Apprehension	2	2	3.4	6.8	7	7	3.4	23.8
	Custody Dispute	1	1	3.4	3.4	0	0		0.0
	Trespass To Property Act	2	2	3.4	6.8	5	5	3.4	17.0
	Total	33	33	3.4	112.2	30	30	3.4	102.0
Operational	Animal -Master code	1	1	3.8	3.8	0	0		0.0
	Animal Injured	1	1	3.8	3.8	0	0		0.0
	Animal - Other	2	2	3.8	7.6	1	1	3.8	3.8
	Domestic Disturbance	14	14	3.8	53.2	6	6	3.8	22.8
	Suspicious Person	13	13	3.8	49.4	20	20	3.8	76.0
	Phone -Master code	2	2	3.8	7.6	0	0		0.0
	Phone -Nuisance - No Charges Laid	1	1	3.8	3.8	2	2	3.8	7.6
	Phone -Obscene - No Charges Laid	0	0		0.0	1	1	3.8	3.8
	Phone -Threatening - No Charges Laid	2	2	3.8	7.6	0	0		0.0
	Phone -Other - No Charges Laid	0	0		0.0	1	1	3.8	3.8
	Fire - Building	2	2	3.8	7.6	2	2	3.8	7.6
	Fire - Other	0	0		0.0	1	1	3.8	3.8



Calls For Service (CFS) Billing Summary Report

Town of Lakeshore January - 2023

Billing Categories (Billing categories below do not match traditional crime groupings)		2023				2022			
		January	Year to Date	Time Standard	Year To Date Weighted Hours	January	Year to Date	Time Standard	Year To Date Weighted Hours
Operational	Insecure Condition - Master code	1	1	3.8	3.8	0	0		0.0
	Missing Person 12 & older	0	0		0.0	1	1	3.8	3.8
	Missing Person Located 12 & older	0	0		0.0	1	1	3.8	3.8
	Noise Complaint - Animal	0	0		0.0	1	1	3.8	3.8
	Found Property -Master code	2	2	3.8	7.6	3	3	3.8	11.4
	Found - License Plate	0	0		0.0	1	1	3.8	3.8
	Found-Bicycles	1	1	3.8	3.8	0	0		0.0
	Found - Gun	0	0		0.0	1	1	3.8	3.8
	Found-Others	1	1	3.8	3.8	2	2	3.8	7.6
	Lost Property -Master code	1	1	3.8	3.8	1	1	3.8	3.8
	Lost-Personal Accessories	1	1	3.8	3.8	4	4	3.8	15.2
	Lost-Radio,TV,Sound-Reprod. Equip.	1	1	3.8	3.8	0	0		0.0
	Lost - Gun	2	2	3.8	7.6	0	0		0.0
	Lost-Others	3	3	3.8	11.4	1	1	3.8	3.8
	Sudden Death - Natural Causes	2	2	3.8	7.6	3	3	3.8	11.4
	Sudden Death - Others	1	1	3.8	3.8	1	1	3.8	3.8
	Sudden Death - Apparent Overdose-Overdose	0	0		0.0	1	1	3.8	3.8
	Suspicious Vehicle	9	9	3.8	34.2	5	5	3.8	19.0
	Trouble with Youth	4	4	3.8	15.2	2	2	3.8	7.6
	Vehicle Recovered - Automobile	1	1	3.8	3.8	4	4	3.8	15.2
	Unwanted Persons	2	2	3.8	7.6	3	3	3.8	11.4
	Neighbour Dispute	9	9	3.8	34.2	6	6	3.8	22.8
	By-Law -Master code	1	1	3.8	3.8	1	1	3.8	3.8
	Noise By-Law	5	5	3.8	19.0	12	12	3.8	45.6
	Dogs By-Law	4	4	3.8	15.2	1	1	3.8	3.8
	Firearms (Discharge) By-Law	0	0		0.0	1	1	3.8	3.8
	Other Municipal By-Laws	1	1	3.8	3.8	3	3	3.8	11.4
	Traffic By-Law	2	2	3.8	7.6	4	4	3.8	15.2
	Assist Fire Department	1	1	3.8	3.8	0	0		0.0
	Assist Public	4	4	3.8	15.2	10	10	3.8	38.0
	Family Dispute	12	12	3.8	45.6	15	15	3.8	57.0



Calls For Service (CFS) Billing Summary Report

Town of Lakeshore January - 2023

Billing Categories (Billing categories below do not match traditional crime groupings)		2023				2022			
		January	Year to Date	Time Standard	Year To Date Weighted Hours	January	Year to Date	Time Standard	Year To Date Weighted Hours
Operational	Total	109	109	3.8	414.2	122	122	3.8	463.6
Operational2	False Alarm-Accidental Trip	1	1	1.4	1.4	0	0		0.0
	False Alarm-Malfunction	2	2	1.4	2.8	0	0		0.0
	False Holdup Alarm-Accidental Trip	1	1	1.4	1.4	6	6	1.4	8.4
	False Alarm -Others	22	22	1.4	30.8	34	34	1.4	47.6
	Keep the Peace	9	9	1.4	12.6	2	2	1.4	2.8
	911 call / 911 hang up	12	12	1.4	16.8	4	4	1.4	5.6
	911 call - Dropped Cell	4	4	1.4	5.6	7	7	1.4	9.8
	Total	51	51	1.4	71.4	53	53	1.4	74.2
Traffic	MVC (MOTOR VEHICLE COLLISION) -Master code	3	3	3.7	11.1	1	1	3.7	3.7
	MVC - Personal Injury (MOTOR VEHICLE COLLISION)	5	5	3.7	18.5	3	3	3.7	11.1
	MVC - Prop. Dam. Non Reportable	10	10	3.7	37.0	6	6	3.7	22.2
	MVC - Prop. Dam. Reportable (MOTOR VEHICLE COLLISION)	29	29	3.7	107.3	28	28	3.7	103.6
	MVC - Prop. Dam. Failed to Remain (MOTOR VEHICLE COLLISION)	3	3	3.7	11.1	2	2	3.7	7.4
	Total	50	50	3.7	185.0	40	40	3.7	148.0
Total		283	283		1,163.9	304	304		1,217.1

Note to Detachment Commanders:

- The content of each report is to be shared by the Detachment Commander only with the municipality for which it was generated. The municipality may treat this as a public document and distribute it as they wish.
- All data is sourced from the Niche RMS application. Included are 'reported' occurrences (actuals and unfounded occurrences) for 'billable' occurrences ONLY. Data is refreshed on a weekly basis.
- The Traffic category includes motor vehicle collision (MVC) occurrences entered into Niche (UCR code 8521). MVCs are NOT sourced from the eCRS application for this report.
- Only the primary violation is counted within an occurrence.
- Time standards displayed are for the 2021 billing period.

Note to Municipalities:

- Data contained within this report is dynamic in nature and numbers will change over time as the Ontario Provincial Police continues to investigate and solve crime.
- This report is NOT to be used for crime trend analysis as not all occurrences are included.
- Data groupings within this report do not match traditional crime groupings seen in other public reports such as the OPP Police Services Board reports or Statistics Canada reporting.



Windsor & Essex County Crime Stoppers

Police Coordinator Report

January 1st – 31st, 2023

Overview

Crime Stoppers exists to provide a means for the public to pass along anonymous information that assists in solving crimes, recovering stolen property, seizing illegal drugs, and locating those for whom there is an outstanding warrant of arrest. Locally, the program is operated jointly as Windsor-Essex County Crime Stoppers and has the responsibility to receive and disseminate information to all law enforcement agencies within Essex County.

Program Education and Community Events

- St Clair College Booth – January 4th & 6th
- Crime Stoppers Month Recording – OPP West Region
- City of Windsor proclaimed January as Crime Stoppers Month
- Town of Essex proclaimed January as Crime Stoppers Month

AM800

“Crime of the Week” report with AM800 radio recorded every Monday which airs every Tuesday morning and afternoon.

- January 2nd - Crime Stoppers is open during the holidays
- January 9th – Crime Stoppers Month Recording
- January 16th – WPS B&E to 3800 Block of Russell St.
- January 24th – Crime Stoppers Month Recording
- January 30th – WPS Armed Robberies on Walker Road and Tecumseh Road East

St. Clair College-Media Plex and Radio CJAM FM 99.1

- Recorded weekly – Crime of the Week.

CTV News

- Segment recorded for Crime Stoppers Month. Highlights of 2022. Aired January 17th.
-

Social Media

- Daily/Weekly Facebook, Twitter and Instagram posts

Crime Stoppers Upcoming Calendar

- Charity K9 Calendar for 2023/2024
- February 18th – Chuck-A-Puck at Windsor Spitfires.

This statistical report is reflective of January 1st – 31st, 2023.

Crime Stoppers tip information was distributed to the following agencies during this period.

Windsor Police Service

WPS - Amherstburg Detachment

Ontario Provincial Police

LaSalle Police Service

Ministry of Revenue and Finance

Windsor & Essex County Health Unit- Tobacco Enforcement

CBSA

ROPE

Windsor Police Criminal Intelligence Unit – Cannabis Enforcement

Attached documents include:

Police Coordinators Report

Monthly Statistical Report

Tip Summary Report

This Report was Prepared By:

Constable Sarah Werstein – OPP Police Coordinator

TOTAL POPULATION REPRESENTED – 398,718 (2019 CENSUS)

POPULATION (CITY) – 217,188

POPULATION (COUNTY) – 126,314

POPULATION (LASALLE) – 33,180

POPULATION (AMHERSTBURG) – 22,036

***SI on Statistical Report is “Since Inception” – 1985*

[illegible]

Statistic	Q1	Q2	Q3	Q4	YTD	SI
Tips Received	176	0	0	0	176	60,108
Tip Follow-ups	173	0	0	0	173	20,350
Calls Received	0	0	0	0	0	3,138
Arrests	4	0	0	0	4	7,063
Cases Cleared	2	0	0	0	2	10,401
Charges Laid	18	0	0	0	18	10,196
Fugitives	0	0	0	0	0	625
Administrative Discipline	0	0	0	0	0	3
# of Rewards Approved	1	0	0	0	1	1,858
Rewards Approved	\$750	\$0	\$0	\$0	\$750	\$1,257,835
# of Rewards Paid	0	0	0	0	0	961
Rewards Paid	\$0	\$0	\$0	\$0	\$0	\$828,902
# of Weapons Recovered	0	0	0	0	0	545
# of Vehicles Recovered	0	0	0	0	0	32
Property Recovered	\$0	\$0	\$0	\$0	\$0	\$13,433,423
Cash Recovered	\$910	\$0	\$0	\$0	\$910	\$591,078
Drugs Seized	\$49,250	\$0	\$0	\$0	\$49,250	\$119,378,838
Total Recovered	\$50,160	\$0	\$0	\$0	\$50,160	\$133,403,339

Windsor - Essex County Crime Stoppers Tip Summary Report

Created Date: 2023/01/01 to 2023/01/31

Offense Type	Count
Animal Cruelty	2
Arson	4
Assault	3
Attempt Murder	10
Breach of Condition	4
Break and Enter	0
By Law	0
Child Abuse	2
COVID-19	0
Cybercrime	5
Disqualified Driving	0
Drugs	44
Elder Abuse	0
Fraud	17
Highway Traffic Act	1
Hit and Run / Fail to Remain	1
Homicide	0
Human Smuggling	0
Human Trafficking	10
Illegal Cigarettes	2
Immigration	0

Impaired Driver	2
Indecent Act	0
Liquor (sales to minors, sales without licence)	1
Mischief	3
Missing Person	14
Motor Vehicle Collision	0
Possession of Stolen Property	2
Prostitution/Morality	0
Repeat Impaired Driver	0
Robbery	2
Sexual Assault	0
Stolen Vehicle	0
Suspended Driver	0
Suspicious Activity	11
Terrorism	0
Test Tip	0
Theft	4
Threats	0
Warrant	7
Weapons	4
<i>Other</i>	16
<i>Unknown</i>	5
Total	176