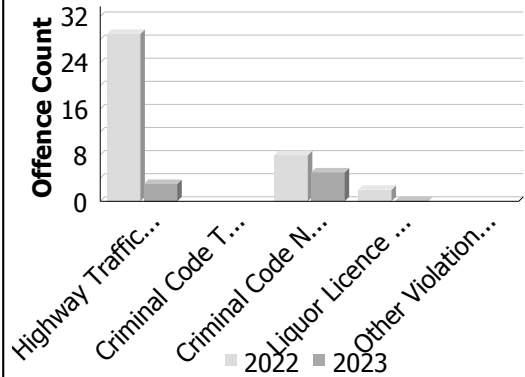


Police Services Board Report for Lakeshore
Integrated Court Offence Network
January - 2023

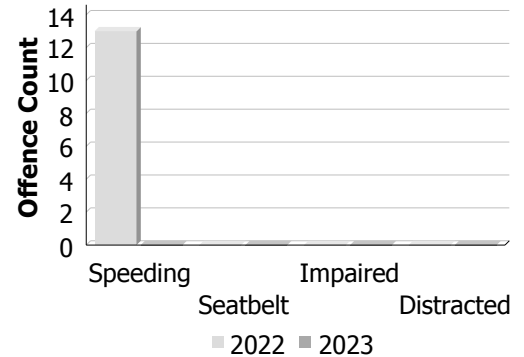
Criminal Code and Provincial Statute Charges Laid

Offence Count	January			Year to Date - January		
	2022	2023	% Change	2022	2023	% Change
Highway Traffic Act	29	3	-89.7%	29	3	-89.7%
Criminal Code Traffic	--	--	--	--	--	--
CCC Non-Traffic	--	--	--	--	--	--
Liquor Licence Act	2	0	-100.0%	2	0	-100.0%
Other Violations	--	--	--	--	--	--



Traffic Related Charges

Offence Count	January			Year to Date - January		
	2022	2023	% Change	2022	2023	% Change
Speeding	13	0	-100.0%	13	0	-100.0%
Seatbelt	0	0	--	0	0	--
Impaired	0	0	--	0	0	--
Distracted	0	0	--	0	0	--



Integrated Court Offence Network data is updated on a monthly basis: Data could be as much as a month and a half behind.

Data Utilized

- Ministry of Attorney General, Integrated Court Offence Network
- Integrated Court Offence Network Charge Business Intelligence Cube

Detachment: 6E - ESSEX COUNTY
Location code(s): 6E20 - LAKESHORE
Data source date:
 Mar 8, 2023 5:48:46 PM

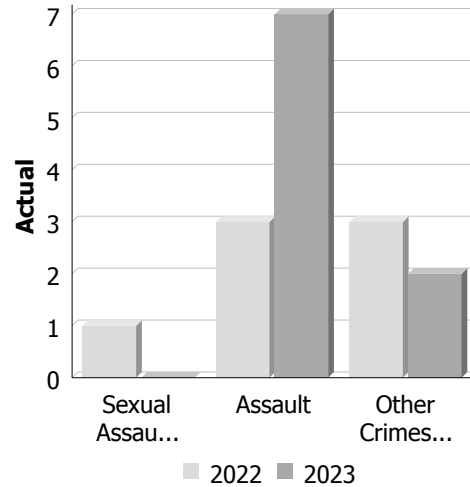
Report Generated by:
 Pharand, Lise

Report Generated on:
 Apr 4, 2023 3:49:10 PM
 PP-CSC-Operational Planning-4300

Police Services Board Report for Lakeshore
Records Management System
March - 2023

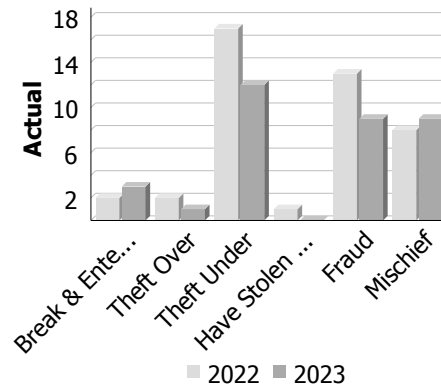
Violent Crime

Actual	March			Year to Date - March		
	2022	2023	% Change	2022	2023	% Change
Murder	0	0	--	0	0	--
Other Offences Causing Death	0	0	--	0	0	--
Attempted Murder	0	0	--	0	0	--
Sexual Assault	1	0	-100.0%	5	2	-60.0%
Assault	3	7	133.3%	10	21	110.0%
Abduction	0	0	--	0	0	--
Robbery	0	0	--	0	0	--
Other Crimes Against a Person	3	2	-33.3%	10	9	-10.0%
Total	7	9	28.6%	25	32	28.0%



Property Crime

Actual	March			Year to Date - March		
	2022	2023	% Change	2022	2023	% Change
Arson	0	0	--	1	0	-100.0%
Break & Enter	2	3	50.0%	8	11	37.5%
Theft Over	2	1	-50.0%	14	8	-42.9%
Theft Under	17	12	-29.4%	52	38	-26.9%
Have Stolen Goods	1	0	-100.0%	3	0	-100.0%
Fraud	13	9	-30.8%	32	26	-18.8%
Mischief	8	9	12.5%	19	13	-31.6%
Total	43	34	-20.9%	129	96	-25.6%



Drug Crime

Actual	March			Year to Date - March		
	2022	2023	% Change	2022	2023	% Change
Possession	0	0	--	1	0	-100.0%
Trafficking	0	0	--	0	0	--
Importation and Production	0	0	--	0	0	--
Total	0	0	--	1	0	-100.0%



Clearance Rate

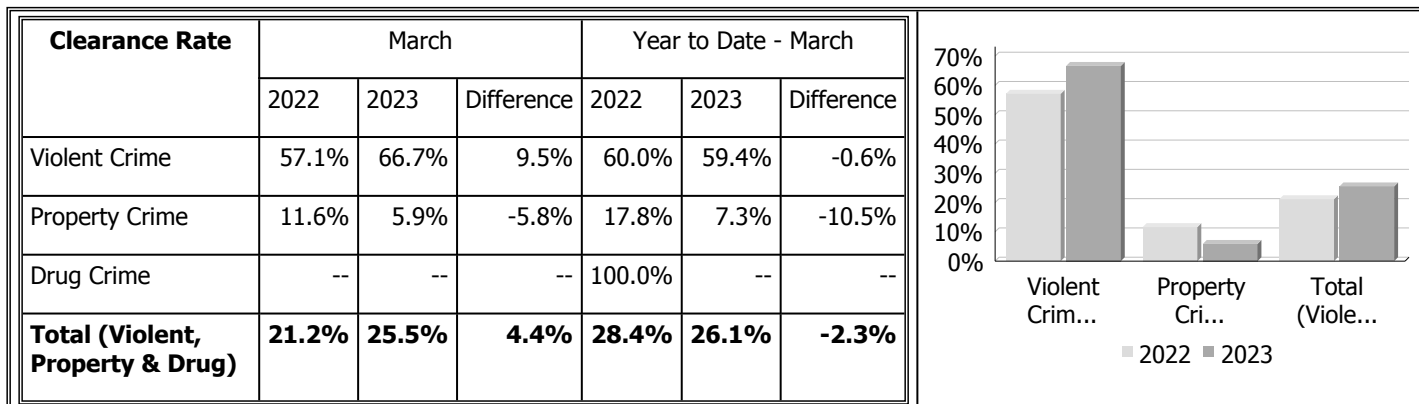
Detachment: 6E - ESSEX COUNTY
Location code(s): 6E20 - LAKESHORE

Data source date:
2023/04/01

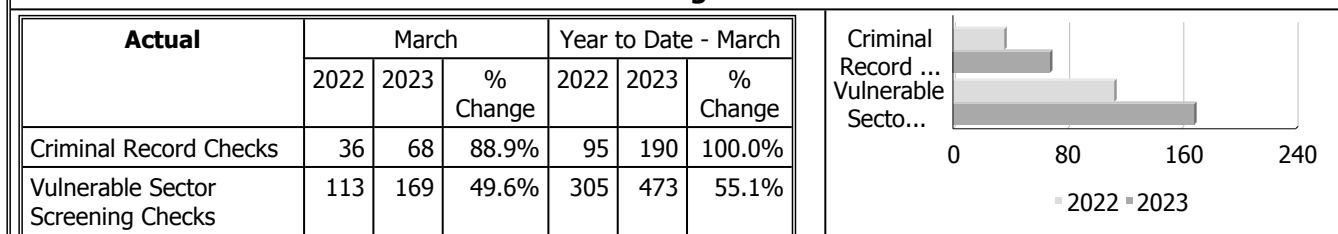
Report Generated by:
Pharand, Lise

Report Generated on:
Apr 4, 2023 3:45:07 PM
PP-CSC-Operational Planning-4300

Police Services Board Report for Lakeshore
Records Management System
March - 2023



Criminal Record and Vulnerable Sector Screening Checks



Data contained within this report is dynamic in nature and numbers will change over time as the Ontario Provincial Police continue to investigate and solve crime.

Data Utilized

- Major Crimes
- Niche RMS All Offence Level Business Intelligence Cube

Detachment: 6E - ESSEX COUNTY

Location code(s): 6E20 - LAKESHORE

Data source date:

2023/04/01

Report Generated by:

Pharand, Lise

Report Generated on:

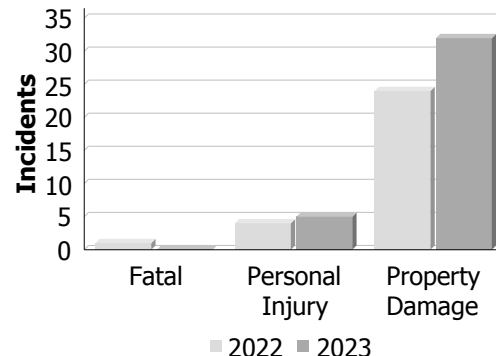
Apr 4, 2023 3:45:07 PM

PP-CSC-Operational Planning-4300

Police Services Board Report for Lakeshore
Collision Reporting System
March - 2023

Motor Vehicle Collisions by Type

Incidents	March			Year to Date - March		
	2022	2023	% Change	2022	2023	% Change
Fatal	1	0	-100.0%	1	0	-100.0%
Personal Injury	4	5	25.0%	14	10	-28.6%
Property Damage	24	32	33.3%	75	94	25.3%
Total	29	37	27.6%	90	104	15.6%



Fatalities in Detachment Area

Incidents		March			Year to Date - March		
		2022	2023	% Change	2022	2023	% Change
Motor Vehicle Collision	Fatal Incidents	1	0	-100.0%	1	0	-100.0%
	Alcohol Related	0	0	--	0	0	--
Off-Road Vehicle	Fatal Incidents	0	0	--	0	0	--
	Alcohol Related	0	0	--	0	0	--
Motorized Snow Vehicle	Fatal Incidents	0	0	--	0	0	--
	Alcohol Related	0	0	--	0	0	--

Persons Killed	March			Year to Date - March		
	2022	2023	% Change	2022	2023	% Change
Motor Vehicle Collision	1	0	-100.0%	1	0	-100.0%
Off-Road Vehicle	0	0	--	0	0	--
Motorized Snow Vehicle	0	0	--	0	0	--

Data Utilized

- SQL online application reporting system – OPP CRS 2.3.09
- Collision Reporting System Business Intelligence Cube

Detachment: 6E - ESSEX

Location code(s): 6E20-LAKESHORE

Data source date:
2023/04/03

Report Generated by:
Pharand, Lise

Report Generated on:
Apr 4, 2023 3:41:36 PM
PP-CSC-Operational Planning-4300

Police Services Board Report for Lakeshore
2023/Mar

Public Complaints	
Policy	0
Service	0
Conduct	0

Date information collected from Professional Standards Bureau Commander Reports: 2023-04-04

Data Source

Ontario Provincial Police, Professional Standards Bureau Commander Reports

- Includes all public policy, service and conduct complaints submitted to the Office of the Independent Police Review Director (OIPRD)

Secondary Employment

Daily Activity Reporting Patrol Hours	
Total Hours	2023/Mar
Number of Cruiser Patrol Hours	402.00
Number of Motorcycle Patrol Hours	0.00
Number of Marine Patrol Hours	0.00
Number of ATV Patrol Hours	0.00
Number of Snowmobile Patrol Hours	0.00
Number of Bicycle Patrol Hours	0.00
Number of Foot Patrol Hours	22.50
Number of School Patrol Hours	0.00

Data source (Daily Activity Reporting System) date: 2023/03/31

Detachment: 6E - ESSEX COUNTY

Location code(s): 6E20 - LAKESHORE

Report Generated by:
Pharand, Lise

Report Generated on:
Apr 4, 2023 3:32:55 PM
PP-CSC-Operational Planning-4300

Ontario Provincial Police
Essex County Detachment

1219 Hicks Rd.
P.O. Box 910
Essex, Ontario
N8M 2Y2

Tel: (519) 723-2493 Fax: (519) 723-2133



Police provincial de l'Ontario
Détachement du Comté d'Essex

1219 rue Hicks
C.P. 910
Essex, Ontario
N8M 2Y2

Tel: (519) 723-2493 Télécopieur: (519) 723-2133

File Reference/

April 3, 2023

Lakeshore PSB information for the month of March:

Suspensions: 6

Charges: 270

Police Record Checks: 69

Vulnerable Sector Record Checks: 177

Jamie Smith, Staff Sergeant
Detachment Manager
Essex County O.P.P.



Calls For Service (CFS) Billing Summary Report

Town of Lakeshore March - 2023

Billing Categories (Billing categories below do not match traditional crime groupings)		2023				2022			
		March	Year to Date	Time Standard	Year To Date Weighted Hours	March	Year to Date	Time Standard	Year To Date Weighted Hours
Violent Criminal Code	Sexual offence occurring prior to January 4, 1983	0	0		0.0	1	1	15.8	15.8
	Sexual Assault	1	3	15.8	47.4	0	2	15.8	31.6
	Invitation to Sexual Touching	0	0		0.0	1	3	15.8	47.4
	Non-Consensual Distribution of Intimate Images	0	0		0.0	1	1	15.8	15.8
	Assault With Weapon or Causing Bodily Harm-Level 2	1	4	15.8	63.2	0	1	15.8	15.8
	Assault-Level 1	6	18	15.8	284.4	3	9	15.8	142.2
	Discharge Firearm with Intent	0	2	15.8	31.6	0	0		0.0
	Extortion	0	0		0.0	1	2	15.8	31.6
	Criminal Harassment	1	3	15.8	47.4	2	4	15.8	63.2
	Indecent/Harassing Communications	0	1	15.8	15.8	0	1	15.8	15.8
	Utter Threats to Person	1	7	15.8	110.6	0	4	15.8	63.2
	Total	10	38	15.8	600.4	9	28	15.8	442.4
Property Crime Violations	Arson - Others	0	0		0.0	0	1	6.4	6.4
	Break & Enter	4	13	6.4	83.2	3	10	6.4	64.0
	Theft Over -master code	0	1	6.4	6.4	0	0		0.0
	Theft Over - Farm Equipment	0	0		0.0	0	1	6.4	6.4
	Theft Over - Trailers	1	2	6.4	12.8	0	0		0.0
	Theft Over - Other Theft	0	1	6.4	6.4	0	0		0.0
	Theft of - Mail	0	1	6.4	6.4	0	0		0.0
	Theft FROM Motor Vehicle Over \$5,000	0	0		0.0	0	1	6.4	6.4
	Theft of Motor Vehicle	1	4	6.4	25.6	1	7	6.4	44.8
	Theft of - Automobile	0	3	6.4	19.2	1	4	6.4	25.6
	Theft of - Trucks	0	1	6.4	6.4	0	2	6.4	12.8
	Theft of - All Terrain Vehicles	0	0		0.0	0	1	6.4	6.4
	Theft Under -master code	1	4	6.4	25.6	1	3	6.4	19.2
	Theft under - Farm Agricultural Produce	0	1	6.4	6.4	0	0		0.0
	Theft Under - Construction Site	0	0		0.0	1	1	6.4	6.4
	Theft under - Building	0	1	6.4	6.4	0	0		0.0
	Theft under - Persons	0	0		0.0	1	2	6.4	12.8
	Theft under - Trailers	0	1	6.4	6.4	0	0		0.0
	Theft under - Other Theft	2	8	6.4	51.2	2	13	6.4	83.2



Calls For Service (CFS) Billing Summary Report

Town of Lakeshore March - 2023

Billing Categories (Billing categories below do not match traditional crime groupings)		2023				2022			
		March	Year to Date	Time Standard	Year To Date Weighted Hours	March	Year to Date	Time Standard	Year To Date Weighted Hours
Property Crime Violations	Theft Under - Gasoline Drive-off	3	5	6.4	32.0	6	10	6.4	64.0
	Theft FROM Motor Vehicle Under \$5,000	4	8	6.4	51.2	4	13	6.4	83.2
	Theft Under \$5,000 [SHOPLIFTING]	5	9	6.4	57.6	5	17	6.4	108.8
	Possession of Stolen Goods over \$5,000	0	0		0.0	1	2	6.4	12.8
	Possession of Stolen Goods under \$5,000	0	0		0.0	0	1	6.4	6.4
	Fraud -Master code	0	3	6.4	19.2	0	1	6.4	6.4
	Fraud - Steal/Forge/Poss./Use Credit Card	0	0		0.0	0	1	6.4	6.4
	Fraud - False Pretence <= \$5,000	0	0		0.0	0	1	6.4	6.4
	Fraud - Forgery & Uttering	0	1	6.4	6.4	0	0		0.0
	Fraud - Fraud through mails	0	0		0.0	1	2	6.4	12.8
	Fraud -Money/property/ security > \$5,000	3	4	6.4	25.6	1	2	6.4	12.8
	Fraud -Money/property/ security <= \$5,000	3	13	6.4	83.2	4	12	6.4	76.8
	Fraud - Other	3	7	6.4	44.8	7	12	6.4	76.8
	Personation with Intent (fraud)	0	0		0.0	0	1	6.4	6.4
	Fraud - False Pretence > \$5,000	1	1	6.4	6.4	0	0		0.0
	Identity Fraud	1	1	6.4	6.4	1	1	6.4	6.4
	Mischief - master code	10	14	6.4	89.6	8	17	6.4	108.8
	Property Damage	2	5	6.4	32.0	1	7	6.4	44.8
	Total	44	112	6.4	716.8	49	146	6.4	934.4
Other Criminal Code Violations (Excluding traffic)	Offensive Weapons-Possession of Weapons	0	2	7.5	15.0	0	0		0.0
	Offensive Weapons-Restricted	0	1	7.5	7.5	0	0		0.0
	Bail Violations - Fail To Comply	1	3	7.5	22.5	0	1	7.5	7.5
	Bail Violations - Others	0	0		0.0	0	1	7.5	7.5
	Possession Of Counterfeit Money	0	1	7.5	7.5	0	0		0.0
	Counterfeit Money - Others	0	1	7.5	7.5	0	1	7.5	7.5
	Disturb the Peace	2	3	7.5	22.5	0	1	7.5	7.5
	Breach of Probation	0	1	7.5	7.5	0	1	7.5	7.5



Calls For Service (CFS) Billing Summary Report

Town of Lakeshore March - 2023

Billing Categories (Billing categories below do not match traditional crime groupings)		2023				2022			
		March	Year to Date	Time Standard	Year To Date Weighted Hours	March	Year to Date	Time Standard	Year To Date Weighted Hours
Other Criminal Code Violations (Excluding traffic)	Disobey court order/Misconduct executing process	1	1	7.5	7.5	0	0		0.0
	Public mischief - mislead peace officer	0	0		0.0	0	1	7.5	7.5
	Total	4	13	7.5	97.5	0	6	7.5	45.0
Drug Possession	Possession - Methamphetamine (Crystal Meth)	0	0		0.0	0	1	7.1	7.1
	Drug related occurrence	1	2	7.1	14.2	1	3	7.1	21.3
	Total	1	2	7.1	14.2	1	4	7.1	28.4
Statutes & Acts	Landlord/Tenant	3	15	3.4	51.0	2	11	3.4	37.4
	Mental Health Act	14	32	3.4	108.8	4	16	3.4	54.4
	Mental Health Act - No contact with Police	1	1	3.4	3.4	1	2	3.4	6.8
	Mental Health Act - Attempt Suicide	1	2	3.4	6.8	1	2	3.4	6.8
	Mental Health Act - Threat of Suicide	6	20	3.4	68.0	4	9	3.4	30.6
	Mental Health Act - Voluntary Transport	1	1	3.4	3.4	2	4	3.4	13.6
	Mental Health Act - Placed on Form	0	1	3.4	3.4	1	2	3.4	6.8
	Mental Health Act - Apprehension	1	4	3.4	13.6	4	13	3.4	44.2
	Custody Dispute	0	1	3.4	3.4	0	0		0.0
	Trespass To Property Act	3	7	3.4	23.8	6	18	3.4	61.2
	Total	30	84	3.4	285.6	25	77	3.4	261.8
Operational	Animal -Master code	0	2	3.8	7.6	0	0		0.0
	Animal Bite	1	1	3.8	3.8	1	1	3.8	3.8
	Animal Stray	0	3	3.8	11.4	0	1	3.8	3.8
	Animal Injured	4	8	3.8	30.4	2	3	3.8	11.4
	Animal - Other	0	2	3.8	7.6	0	1	3.8	3.8
	Animal - Dog Owners Liability Act	0	0		0.0	1	1	3.8	3.8
	Domestic Disturbance	13	35	3.8	133.0	19	48	3.8	182.4
	Suspicious Person	20	50	3.8	190.0	16	43	3.8	163.4
	Phone -Master code	0	2	3.8	7.6	0	0		0.0
	Phone -Nuisance - No Charges Laid	4	8	3.8	30.4	2	7	3.8	26.6
	Phone -Obscene - No Charges Laid	0	0		0.0	0	1	3.8	3.8
	Phone -Threatening - No Charges Laid	1	3	3.8	11.4	0	2	3.8	7.6



Calls For Service (CFS) Billing Summary Report

Town of Lakeshore March - 2023

Billing Categories (Billing categories below do not match traditional crime groupings)		2023				2022			
		March	Year to Date	Time Standard	Year To Date Weighted Hours	March	Year to Date	Time Standard	Year To Date Weighted Hours
Operational	Phone -Other - No Charges Laid	1	2	3.8	7.6	2	3	3.8	11.4
	Fire - Building	1	6	3.8	22.8	1	5	3.8	19.0
	Fire - Vehicle	0	0		0.0	1	2	3.8	7.6
	Fire - Other	0	0		0.0	0	1	3.8	3.8
	Insecure Condition -Master code	0	1	3.8	3.8	1	2	3.8	7.6
	Missing Person 12 & older	2	2	3.8	7.6	2	5	3.8	19.0
	Missing Person Located 12 & older	4	4	3.8	15.2	1	3	3.8	11.4
	Noise Complaint - Animal	0	0		0.0	1	2	3.8	7.6
	Accident - non-MVC - Master code	0	0		0.0	1	1	3.8	3.8
	Found Property -Master code	3	10	3.8	38.0	1	5	3.8	19.0
	Found - License Plate	0	0		0.0	1	3	3.8	11.4
	Found-Bicycles	0	1	3.8	3.8	0	0		0.0
	Found - Gun	0	0		0.0	0	1	3.8	3.8
	Found-Others	3	7	3.8	26.6	2	9	3.8	34.2
	Lost Property -Master code	3	4	3.8	15.2	4	7	3.8	26.6
	Lost License Plate	1	1	3.8	3.8	2	2	3.8	7.6
	Lost Disabled Parking Permit	0	0		0.0	1	1	3.8	3.8
	Lost-Personal Accessories	0	2	3.8	7.6	0	5	3.8	19.0
	Lost-Radio,TV,Sound-Reprod. Equip.	1	2	3.8	7.6	0	0		0.0
	Lost-Machinery & Tools	0	0		0.0	0	1	3.8	3.8
	Lost - Gun	0	2	3.8	7.6	0	0		0.0
	Lost-Others	0	3	3.8	11.4	0	4	3.8	15.2
	Sudden Death - Suicide	0	0		0.0	0	1	3.8	3.8
	Sudden Death - Natural Causes	1	6	3.8	22.8	1	8	3.8	30.4
	Sudden Death - Others	0	2	3.8	7.6	1	2	3.8	7.6
	Sudden Death - Apparent Overdose-Overdose	0	0		0.0	0	2	3.8	7.6
	Suspicious Vehicle	21	42	3.8	159.6	10	27	3.8	102.6
	Trouble with Youth	11	28	3.8	106.4	6	12	3.8	45.6
	Vehicle Recovered - Automobile	0	3	3.8	11.4	4	10	3.8	38.0
	Vehicle Recovered - Trucks	0	0		0.0	4	7	3.8	26.6
	Vehicle Recovered - All Terrain Veh	1	1	3.8	3.8	0	0		0.0



Calls For Service (CFS) Billing Summary Report

Town of Lakeshore March - 2023

Billing Categories (Billing categories below do not match traditional crime groupings)		2023				2022			
		March	Year to Date	Time Standard	Year To Date Weighted Hours	March	Year to Date	Time Standard	Year To Date Weighted Hours
Operational	Unwanted Persons	1	7	3.8	26.6	3	9	3.8	34.2
	Neighbour Dispute	10	28	3.8	106.4	8	16	3.8	60.8
	By-Law -Master code	1	2	3.8	7.6	0	2	3.8	7.6
	Noise By-Law	3	16	3.8	60.8	2	20	3.8	76.0
	Dogs By-Law	4	12	3.8	45.6	0	4	3.8	15.2
	Firearms (Discharge) By-Law	0	0		0.0	0	1	3.8	3.8
	Other Municipal By-Laws	5	6	3.8	22.8	3	11	3.8	41.8
	Traffic By-Law	2	6	3.8	22.8	4	18	3.8	68.4
	Taxi By-Law	0	0		0.0	1	1	3.8	3.8
	Assist Fire Department	0	1	3.8	3.8	0	0		0.0
	Assist Public	15	27	3.8	102.6	24	48	3.8	182.4
	Distressed/Overdue Motorist	1	1	3.8	3.8	1	1	3.8	3.8
	Family Dispute	9	30	3.8	114.0	5	40	3.8	152.0
	Protest - Demonstration	0	0		0.0	0	2	3.8	7.6
	Total	147	379	3.8	1,440.2	139	412	3.8	1,565.6
Operational2	False Alarm-Accidental Trip	0	3	1.4	4.2	0	0		0.0
	False Alarm-Malfunction	1	5	1.4	7.0	3	4	1.4	5.6
	False Holdup Alarm-Accidental Trip	0	4	1.4	5.6	1	9	1.4	12.6
	False Alarm -Others	24	71	1.4	99.4	31	89	1.4	124.6
	False Alarm -Cancelled	0	1	1.4	1.4	0	1	1.4	1.4
	Keep the Peace	15	31	1.4	43.4	6	18	1.4	25.2
	911 call / 911 hang up	6	22	1.4	30.8	8	19	1.4	26.6
	911 call - Dropped Cell	4	15	1.4	21.0	8	19	1.4	26.6
	Total	50	152	1.4	212.8	57	159	1.4	222.6
Traffic	MVC (MOTOR VEHICLE COLLISION) -Master code	0	3	3.7	11.1	1	2	3.7	7.4
	MVC - Personal Injury (MOTOR VEHICLE COLLISION)	2	9	3.7	33.3	4	15	3.7	55.5
	MVC - Prop. Dam. Non Reportable	9	22	3.7	81.4	6	27	3.7	99.9
	MVC - Prop. Dam. Reportable (MOTOR VEHICLE COLLISION)	18	60	3.7	222.0	25	85	3.7	314.5
	MVC - Prop. Dam. Failed to Remain (MOTOR VEHICLE COLLISION)	5	10	3.7	37.0	3	8	3.7	29.6
	MVC - Fatal (MOTOR VEHICLE COLLISION)	0	0		0.0	1	1	3.7	3.7
	MVC - Others (MOTOR VEHICLE COLLISION)	0	0		0.0	1	3	3.7	11.1



Calls For Service (CFS) Billing Summary Report

Town of Lakeshore March - 2023

Billing Categories (Billing categories below do not match traditional crime groupings)		2023				2022			
		March	Year to Date	Time Standard	Year To Date Weighted Hours	March	Year to Date	Time Standard	Year To Date Weighted Hours
Traffic	Road Rage	0	0		0.0	1	1	3.7	3.7
	Total	34	104	3.7	384.8	42	142	3.7	525.4
Total		320	884		3,752.3	322	974		4,025.6

Note to Detachment Commanders:

- The content of each report is to be shared by the Detachment Commander only with the municipality for which it was generated. The municipality may treat this as a public document and distribute it as they wish.
- All data is sourced from the Niche RMS application. Included are 'reported' occurrences (actuals and unfounded occurrences) for 'billable' occurrences ONLY. Data is refreshed on a weekly basis.
- The Traffic category includes motor vehicle collision (MVC) occurrences entered into Niche (UCR code 8521). MVCs are NOT sourced from the eCRS application for this report.
- Only the primary violation is counted within an occurrence.
- Time standards displayed are for the 2023 billing period.

Note to Municipalities:

- Data contained within this report is dynamic in nature and numbers will change over time as the Ontario Provincial Police continues to investigate and solve crime.
- This report is NOT to be used for crime trend analysis as not all occurrences are included.
- Data groupings within this report do not match traditional crime groupings seen in other public reports such as the OPP Police Services Board reports or Statistics Canada reporting.



Windsor & Essex County Crime Stoppers

Police Coordinator Report

March 1st – 31st, 2023

Overview

Crime Stoppers exists to provide a means for the public to pass along anonymous information that assists in solving crimes, recovering stolen property, seizing illegal drugs, and locating those for whom there is an outstanding warrant of arrest. Locally, the program is operated jointly as Windsor-Essex County Crime Stoppers and has the responsibility to receive and disseminate information to all law enforcement agencies within Essex County.

Program Education and Community Events

Chuck-A-Puck Event at Windsor Spitfires Game – March 15th

Crime Stoppers Presentation at Filipino Community Centre- March 22nd

Community Housing Corporation Health Fair- 2455 Rivard- March 27th

AM800

“Crime of the Week” report with AM800 radio recorded every Monday which airs every Tuesday morning and afternoon.

- March 6th – WPS – Cold Case Dee Dee Williamson and Xavier Rucker homicide
- March 13th – Grandparent Scam
- March 20th – WPS – Robbery with offensive weapon 7100 block Tecumseh Road East
- March 27th – LaSalle Police- Arson at 1077 Reaume Road

St. Clair College-Media Plex and Radio CJAM FM 99.1

- Recorded weekly – Crime of the Week.

CTV News

- Arson in 300 block of Giles Blvd East

Social Media

- Daily/Weekly Facebook, Twitter and Instagram posts

Crime Stoppers Upcoming Calendar

- Charity K9 Calendar for 2023/2024
- Raffle Calendar- selling \$20 each- Draw in June. More details to come.
- Community Housing Corporation Health Fair- 920 Ouellette Ave- April 3rd
- Crime Stoppers Presentation at St. Clair College- April 4th
- Point Pelee Southern Footprints Run- April 23rd
- Recycling Day at Devonshire Mall- April 29th
- Save the date- Crime Stoppers Golf Tournament August 24th

This statistical report is reflective of March 1st-31st, 2023.

Crime Stoppers tip information was distributed to the following agencies during this period.

Windsor Police Service

WPS - Amherstburg Detachment

Ontario Provincial Police

LaSalle Police Service

Ministry of Revenue and Finance

Windsor & Essex County Health Unit- Tobacco Enforcement

CBSA

ROPE

Windsor Police Criminal Intelligence Unit – Cannabis Enforcement

Attached documents include:

Police Coordinators Report

Monthly Statistical Report

Tip Summary Report

This Report was Prepared By:

Constable Lauren Brisco – WPS Police Coordinator

TOTAL POPULATION REPRESENTED – 398,718 (2019 CENSUS)

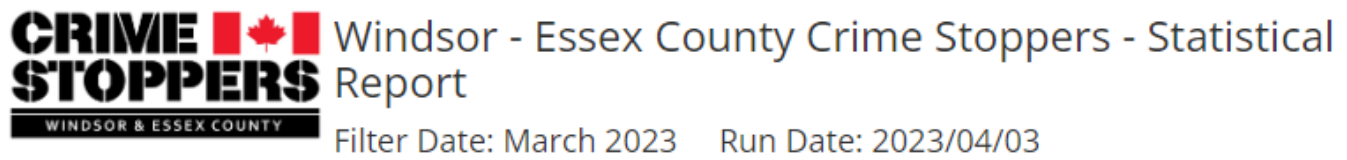
POPULATION (CITY) – 217,188

POPULATION (COUNTY) – 126,314

POPULATION (LASALLE) – 33,180

POPULATION (AMHERSTBURG) – 22,036

***SI on Statistical Report is “Since Inception” – 1985*



Filter Date: March 2023 Run Date: 2023/04/03

Filter Date: March 2023 Run Date: 2023/04/03

[illegible]

Statistic	Q1	Q2	Q3	Q4	YTD	SI
Tips Received	493	0	0	0	493	60,425
Tip Follow-ups	338	0	0	0	338	20,515
Calls Received	0	0	0	0	0	3,138
Arrests	21	0	0	0	21	7,079
Cases Cleared	20	0	0	0	20	10,418
Charges Laid	68	0	0	0	68	10,243
Fugitives	0	0	0	0	0	625
Administrative Discipline	0	0	0	0	0	3
# of Rewards Approved	15	0	0	0	15	1,872
Rewards Approved	\$6,850	\$0	\$0	\$0	\$6,850	\$1,263,935
# of Rewards Paid	7	0	0	0	7	968
Rewards Paid	\$3,800	\$0	\$0	\$0	\$3,800	\$832,702
# of Weapons Recovered	8	0	0	0	8	553
# of Vehicles Recovered	1	0	0	0	1	33
Property Recovered	\$42,250	\$0	\$0	\$0	\$42,250	\$13,474,173
Cash Recovered	\$14,281	\$0	\$0	\$0	\$14,281	\$604,449
Drugs Seized	\$183,780	\$0	\$0	\$0	\$183,780	\$119,513,368
Total Recovered	\$240,311	\$0	\$0	\$0	\$240,311	\$133,591,990

Windsor - Essex County Crime Stoppers Tip Summary Report

Created Date: 2023/03/01 to 2023/03/31

Offense Type	Count
Animal Cruelty	1
Arson	3
Assault	3
Attempt Murder	0
Breach of Condition	0
Break and Enter	3
By Law	1
Child Abuse	0
COVID-19	0
Cybercrime	0
Disqualified Driving	3
Drugs	29
Elder Abuse	0
Fraud	21
Highway Traffic Act	2
Hit and Run / Fail to Remain	2
Homicide	3
Human Smuggling	0
Human Trafficking	0
Illegal Cigarettes	0
Immigration	2

Impaired Driver	2
Indecent Act	0
Liquor (sales to minors, sales without licence)	0
Mischief	0
Missing Person	5
Motor Vehicle Collision	0
Possession of Stolen Property	0
Prostitution/Morality	0
Repeat Impaired Driver	0
Robbery	6
Sexual Assault	1
Stolen Vehicle	2
Suspended Driver	2
Suspicious Activity	6
Terrorism	2
Test Tip	0
Theft	28
Threats	0
Warrant	1
Weapons	4
<i>Other</i>	17
<i>Unknown</i>	5
Total	154