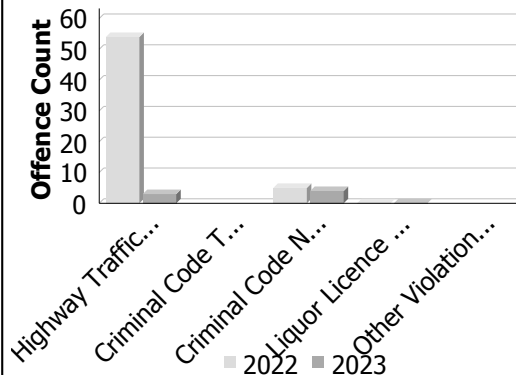


Police Services Board Report for Lakeshore
Integrated Court Offence Network
March - 2023

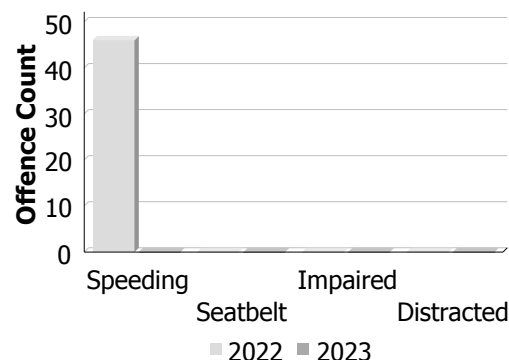
Criminal Code and Provincial Statute Charges Laid

Offence Count	March			Year to Date - March		
	2022	2023	% Change	2022	2023	% Change
Highway Traffic Act	54	3	-94.4%	95	9	-90.5%
Criminal Code Traffic	--	--	--	--	--	--
CCC Non-Traffic	--	--	--	--	--	--
Liquor Licence Act	0	0	--	2	0	-100.0%
Other Violations	--	--	--	--	--	--



Traffic Related Charges

Offence Count	March			Year to Date - March		
	2022	2023	% Change	2022	2023	% Change
Speeding	46	0	-100.0%	64	1	-98.4%
Seatbelt	0	0	--	0	0	--
Impaired	0	0	--	0	0	--
Distracted	0	0	--	0	0	--



Integrated Court Offence Network data is updated on a monthly basis: Data could be as much as a month and a half behind.

Data Utilized

- Ministry of Attorney General, Integrated Court Offence Network
- Integrated Court Offence Network Charge Business Intelligence Cube

Detachment: 6E - ESSEX COUNTY
Location code(s): 6E20 - LAKESHORE
Data source date:
 Apr 26, 2023 3:50:11 PM

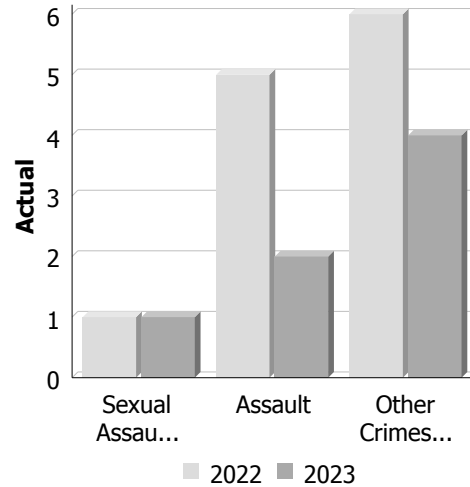
Report Generated by:
 Pharand, Lise

Report Generated on:
 Jun 5, 2023 2:55:51 PM
 PP-CSC-Operational Planning-4300

Police Services Board Report for Lakeshore
Records Management System
May - 2023

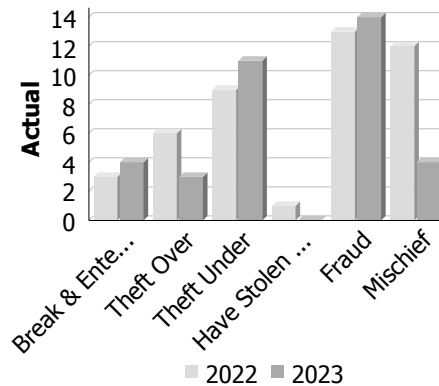
Violent Crime

Actual	May			Year to Date - May		
	2022	2023	% Change	2022	2023	% Change
Murder	0	0	--	0	1	--
Other Offences Causing Death	0	0	--	0	0	--
Attempted Murder	0	0	--	0	0	--
Sexual Assault	1	1	0.0%	7	6	-14.3%
Assault	5	2	-60.0%	24	28	16.7%
Abduction	0	0	--	0	0	--
Robbery	0	0	--	0	0	--
Other Crimes Against a Person	6	4	-33.3%	19	18	-5.3%
Total	12	7	-41.7%	50	53	6.0%



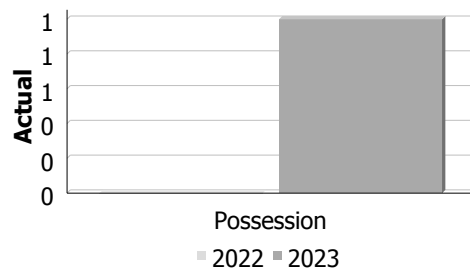
Property Crime

Actual	May			Year to Date - May		
	2022	2023	% Change	2022	2023	% Change
Arson	0	0	--	1	0	-100.0%
Break & Enter	3	4	33.3%	13	19	46.2%
Theft Over	6	3	-50.0%	25	21	-16.0%
Theft Under	9	11	22.2%	76	62	-18.4%
Have Stolen Goods	1	0	-100.0%	4	0	-100.0%
Fraud	13	14	7.7%	58	58	0.0%
Mischief	12	4	-66.7%	39	26	-33.3%
Total	44	36	-18.2%	216	186	-13.9%



Drug Crime

Actual	May			Year to Date - May		
	2022	2023	% Change	2022	2023	% Change
Possession	0	1	--	1	2	100.0%
Trafficking	0	0	--	0	0	--
Importation and Production	0	0	--	0	0	--
Total	0	1	--	1	2	100.0%



Clearance Rate

Detachment: 6E - ESSEX COUNTY
Location code(s): 6E20 - LAKESHORE

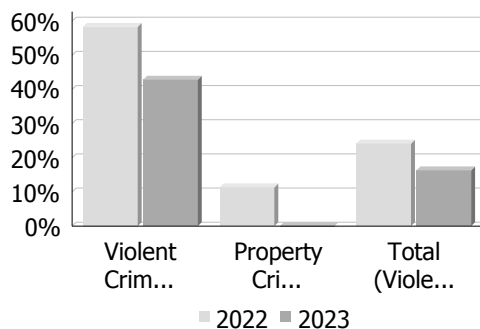
Data source date:
 2023/06/03

Report Generated by:
 Pharand, Lise

Report Generated on:
 Jun 5, 2023 2:48:14 PM
 PP-CSC-Operational Planning-4300

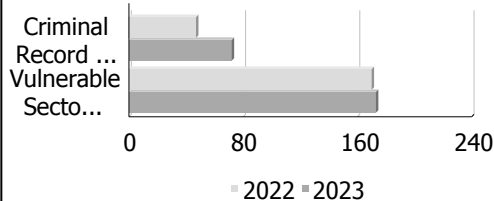
Police Services Board Report for Lakeshore
Records Management System
May - 2023

Clearance Rate	May			Year to Date - May		
	2022	2023	Difference	2022	2023	Difference
Violent Crime	58.3%	42.9%	-15.5%	64.0%	64.2%	0.1%
Property Crime	11.4%	0.0%	-11.4%	17.1%	7.0%	-10.1%
Drug Crime	--	0.0%	--	100.0%	0.0%	-100.0%
Total (Violent, Property & Drug)	24.1%	16.3%	-7.8%	28.9%	24.8%	-4.1%



Criminal Record and Vulnerable Sector Screening Checks

Actual	May			Year to Date - May		
	2022	2023	% Change	2022	2023	% Change
Criminal Record Checks	47	72	53.2%	190	327	72.1%
Vulnerable Sector Screening Checks	170	173	1.8%	630	865	37.3%



Data contained within this report is dynamic in nature and numbers will change over time as the Ontario Provincial Police continue to investigate and solve crime.

Data Utilized

- Major Crimes
- Niche RMS All Offence Level Business Intelligence Cube

Detachment: 6E - ESSEX COUNTY

Location code(s): 6E20 - LAKESHORE

Data source date:

2023/06/03

Report Generated by:

Pharand, Lise

Report Generated on:

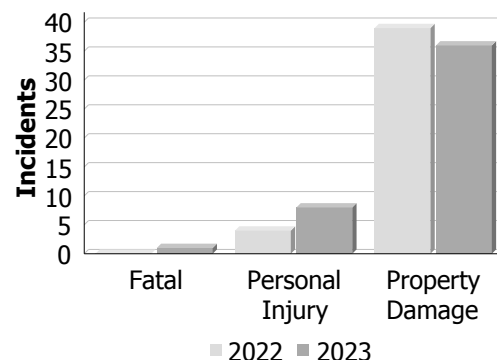
Jun 5, 2023 2:48:14 PM

PP-CSC-Operational Planning-4300

Police Services Board Report for Lakeshore
Collision Reporting System
May - 2023

Motor Vehicle Collisions by Type

Incidents	May			Year to Date - May		
	2022	2023	% Change	2022	2023	% Change
Fatal	0	1	--	2	1	-50.0%
Personal Injury	4	8	100.0%	19	20	5.3%
Property Damage	39	36	-7.7%	137	169	23.4%
Total	43	45	4.7%	158	190	20.3%



Fatalities in Detachment Area

Incidents		May			Year to Date - May		
		2022	2023	% Change	2022	2023	% Change
Motor Vehicle Collision	Fatal Incidents	0	1	--	2	1	-50.0%
	Alcohol Related	0	1	--	1	1	0.0%
Off-Road Vehicle	Fatal Incidents	0	0	--	0	0	--
	Alcohol Related	0	0	--	0	0	--
Motorized Snow Vehicle	Fatal Incidents	0	0	--	0	0	--
	Alcohol Related	0	0	--	0	0	--

Persons Killed		May			Year to Date - May		
		2022	2023	% Change	2022	2023	% Change
Motor Vehicle Collision		0	1	--	2	1	-50.0%
Off-Road Vehicle		0	0	--	0	0	--
Motorized Snow Vehicle		0	0	--	0	0	--

Data Utilized

- SQL online application reporting system – OPP CRS 2.3.09
- Collision Reporting System Business Intelligence Cube

Detachment: 6E - ESSEX

Location code(s): 6E20-LAKESHORE

Data source date:
2023/06/04

Report Generated by:
Pharand, Lise

Report Generated on:
Jun 5, 2023 2:45:11 PM
PP-CSC-Operational Planning-4300

**Police Services Board Report for Lakeshore
2023/May**

Public Complaints	
Policy	0
Service	0
Conduct	0

Date information collected from Professional Standards Bureau Commander Reports: 2023-06-05

Data Source

Ontario Provincial Police, Professional Standards Bureau Commander Reports

- Includes all public policy, service and conduct complaints submitted to the Office of the Independent Police Review Director (OIPRD)

Secondary Employment

Daily Activity Reporting Patrol Hours	
Total Hours	2023/May
Number of Cruiser Patrol Hours	500.25
Number of Motorcycle Patrol Hours	0.00
Number of Marine Patrol Hours	0.00
Number of ATV Patrol Hours	0.00
Number of Snowmobile Patrol Hours	0.00
Number of Bicycle Patrol Hours	0.00
Number of Foot Patrol Hours	62.00
Number of School Patrol Hours	2.00

Data source (Daily Activity Reporting System) date: 2023/06/03

Detachment: 6E - ESSEX COUNTY

Location code(s): 6E20 - LAKESHORE

Report Generated by:
Pharand, Lise

Report Generated on:
Jun 5, 2023 2:40:35 PM
PP-CSC-Operational Planning-4300

Ontario Provincial Police
Essex County Detachment

1219 Hicks Rd.
P.O. Box 910
Essex, Ontario
N8M 2Y2

Tel: (519) 723-2493 Fax: (519) 723-2133



Police provincial de l'Ontario
Détachement du Comté d'Essex

1219 rue Hicks
C.P. 910
Essex, Ontario
N8M 2Y2

Tel: (519) 723-2493 Télécopieur: (519) 723-2133

File Reference/

June 5, 2023

Lakeshore PSB information for the month of May:

Suspensions: 14

Charges: 167

Police Record Checks: 67

Vulnerable Sector Record Checks: 121

Jamie Smith, Staff Sergeant
Detachment Manager
Essex County O.P.P.



Calls For Service (CFS) Billing Summary Report

Town of Lakeshore May - 2023

Billing Categories <i>(Billing categories below do not match traditional crime groupings)</i>		2023				2022			
		May	Year to Date	Time Standard	Year To Date Weighted Hours	May	Year to Date	Time Standard	Year To Date Weighted Hours
Violent Criminal Code	Murder 1st Degree	0	1	15.8	15.8	0	0		0.0
	Sexual offence occurring prior to January 4, 1983	0	0		0.0	0	1	15.8	15.8
	Sexual Assault	1	7	15.8	110.6	1	3	15.8	47.4
	Sexual Interference	0	0		0.0	0	1	15.8	15.8
	Invitation to Sexual Touching	0	0		0.0	0	3	15.8	47.4
	Non-Consensual Distribution of Intimate Images	0	0		0.0	0	1	15.8	15.8
	Assault With Weapon or Causing Bodily Harm-Level 2	0	4	15.8	63.2	1	4	15.8	63.2
	Assault-Level 1	3	26	15.8	410.8	5	21	15.8	331.8
	Discharge Firearm with Intent	0	2	15.8	31.6	0	0		0.0
	Extortion	0	0		0.0	0	2	15.8	31.6
	Criminal Harassment	1	8	15.8	126.4	2	8	15.8	126.4
	Indecent/Harassing Communications	0	1	15.8	15.8	0	1	15.8	15.8
	Utter Threats -Master code	0	0		0.0	1	1	15.8	15.8
	Utter Threats to Person	3	12	15.8	189.6	3	8	15.8	126.4
	Total	8	61	15.8	963.8	13	54	15.8	853.2
Property Crime Violations	Arson - Others	0	0		0.0	0	1	6.4	6.4
	Break & Enter	6	23	6.4	147.2	6	19	6.4	121.6
	Theft Over -master code	0	1	6.4	6.4	0	0		0.0
	Theft Over - Farm Equipment	0	0		0.0	1	2	6.4	12.8
	Theft Over - Construction Site	0	0		0.0	0	2	6.4	12.8
	Theft Over - Trailers	1	3	6.4	19.2	0	0		0.0
	Theft Over - Other Theft	0	1	6.4	6.4	2	3	6.4	19.2
	Theft of - Mail	0	2	6.4	12.8	0	0		0.0
	Theft FROM Motor Vehicle Over \$5,000	1	3	6.4	19.2	0	1	6.4	6.4
	Theft Over \$5,000 [SHOPLIFTING]	0	1	6.4	6.4	0	0		0.0
	Theft of Motor Vehicle	0	7	6.4	44.8	3	11	6.4	70.4
	Theft of - Automobile	0	5	6.4	32.0	1	6	6.4	38.4
	Theft of - Trucks	1	3	6.4	19.2	1	4	6.4	25.6
	Theft of - Motorcycles	0	0		0.0	1	1	6.4	6.4
	Theft of - All Terrain Vehicles	0	0		0.0	0	1	6.4	6.4
	Theft of - Other Motor Vehicles	0	1	6.4	6.4	0	0		0.0
	Theft Under -master code	2	7	6.4	44.8	0	5	6.4	32.0



Calls For Service (CFS) Billing Summary Report

Town of Lakeshore May - 2023

Billing Categories <i>(Billing categories below do not match traditional crime groupings)</i>		2023				2022			
		May	Year to Date	Time Standard	Year To Date Weighted Hours	May	Year to Date	Time Standard	Year To Date Weighted Hours
Property Crime Violations	Theft under - Farm Agricultural Produce	0	1	6.4	6.4	0	0		0.0
	Theft Under - Construction Site	0	0		0.0	0	1	6.4	6.4
	Theft under - Bicycles	0	2	6.4	12.8	0	1	6.4	6.4
	Theft under - Building	1	2	6.4	12.8	0	0		0.0
	Theft under - Persons	0	0		0.0	0	2	6.4	12.8
	Theft under - Trailers	0	1	6.4	6.4	0	0		0.0
	Theft under - Other Theft	0	12	6.4	76.8	2	18	6.4	115.2
	Theft under - Boat (Vessel)	1	1	6.4	6.4	0	0		0.0
	Theft Under - Gasoline Drive-off	1	6	6.4	38.4	7	20	6.4	128.0
	Theft FROM Motor Vehicle Under \$5,000	6	14	6.4	89.6	2	15	6.4	96.0
	Theft Under \$5,000 [SHOPLIFTING]	1	15	6.4	96.0	4	29	6.4	185.6
	Possession of Stolen Goods over \$5,000	0	0		0.0	1	3	6.4	19.2
	Possession of Stolen Goods under \$5,000	0	0		0.0	0	1	6.4	6.4
	Fraud -Master code	1	5	6.4	32.0	4	6	6.4	38.4
	Fraud - Steal/Forge/Poss./Use Credit Card	2	4	6.4	25.6	1	2	6.4	12.8
	Fraud - False Pretence < = \$5,000	0	0		0.0	0	2	6.4	12.8
	Fraud - Forgery & Uttering	0	1	6.4	6.4	0	0		0.0
	Fraud - Fraud through mails	0	0		0.0	0	3	6.4	19.2
	Fraud -Money/property/ security > \$5,000	4	10	6.4	64.0	3	9	6.4	57.6
	Fraud -Money/property/ security <= \$5,000	6	22	6.4	140.8	4	18	6.4	115.2
	Fraud - Other	2	17	6.4	108.8	2	16	6.4	102.4
	Personation with Intent (fraud)	0	1	6.4	6.4	0	2	6.4	12.8
	Fraud - False Pretence > \$5,000	0	1	6.4	6.4	0	0		0.0
	Identity Fraud	0	2	6.4	12.8	1	3	6.4	19.2
	Mischief - master code	4	25	6.4	160.0	12	37	6.4	236.8
	Mischief [Graffiti - Non Gang Related]	0	1	6.4	6.4	0	0		0.0
	Interfere with lawful use, enjoyment of property	0	1	6.4	6.4	0	0		0.0
	Property Damage	3	12	6.4	76.8	6	22	6.4	140.8
	Total	43	213	6.4	1,363.2	64	266	6.4	1,702.4



Calls For Service (CFS) Billing Summary Report

Town of Lakeshore May - 2023

Billing Categories <i>(Billing categories below do not match traditional crime groupings)</i>		2023				2022			
		May	Year to Date	Time Standard	Year To Date Weighted Hours	May	Year to Date	Time Standard	Year To Date Weighted Hours
Other Criminal Code Violations (Excluding traffic)	Offensive Weapons-Possession of Weapons	0	2	7.5	15.0	0	0		0.0
	Offensive Weapons-Restricted	0	1	7.5	7.5	0	0		0.0
	Bail Violations - Fail To Comply	2	7	7.5	52.5	1	3	7.5	22.5
	Bail Violations - Others	0	0		0.0	0	1	7.5	7.5
	Counterfeit Money -Master code	0	0		0.0	0	1	7.5	7.5
	Possession Of Counterfeit Money	0	1	7.5	7.5	0	0		0.0
	Counterfeit Money - Others	0	1	7.5	7.5	0	1	7.5	7.5
	Disturb the Peace	2	6	7.5	45.0	0	1	7.5	7.5
	Indecent acts -Other	1	1	7.5	7.5	0	0		0.0
	Indecent acts -exposure to person under 14	0	1	7.5	7.5	0	0		0.0
	Child Pornography -Possess child pornography	1	1	7.5	7.5	0	0		0.0
	Breach of Probation	0	2	7.5	15.0	0	1	7.5	7.5
	Disobey court order/Misconduct executing process	0	1	7.5	7.5	0	0		0.0
	Public mischief - mislead peace officer	0	0		0.0	0	1	7.5	7.5
	Total	6	24	7.5	180.0	1	9	7.5	67.5
Drug Possession	Possession Cocaine	1	1	7.1	7.1	0	0		0.0
	Possession Other Controlled Drugs and Substance Act	0	1	7.1	7.1	0	0		0.0
	Possession - Methamphetamine (Crystal Meth)	0	0		0.0	0	1	7.1	7.1
	Drug related occurrence	1	4	7.1	28.4	3	6	7.1	42.6
	Total	2	6	7.1	42.6	3	7	7.1	49.7
Statutes & Acts	Landlord/Tenant	6	25	3.4	85.0	6	23	3.4	78.2
	Mental Health Act	8	51	3.4	173.4	14	35	3.4	119.0
	Mental Health Act - No contact with Police	0	1	3.4	3.4	0	2	3.4	6.8
	Mental Health Act - Attempt Suicide	1	4	3.4	13.6	2	4	3.4	13.6
	Mental Health Act - Threat of Suicide	5	26	3.4	88.4	6	20	3.4	68.0
	Mental Health Act - Voluntary Transport	1	2	3.4	6.8	3	8	3.4	27.2
	Mental Health Act - Placed on Form	1	2	3.4	6.8	1	5	3.4	17.0



Calls For Service (CFS) Billing Summary Report

Town of Lakeshore May - 2023

Billing Categories <i>(Billing categories below do not match traditional crime groupings)</i>		2023				2022			
		May	Year to Date	Time Standard	Year To Date Weighted Hours	May	Year to Date	Time Standard	Year To Date Weighted Hours
Statutes & Acts	Mental Health Act - Apprehension	2	9	3.4	30.6	4	19	3.4	64.6
	Custody Dispute	0	1	3.4	3.4	0	0		0.0
	Trespass To Property Act	7	18	3.4	61.2	5	30	3.4	102.0
	Family Law Act -Custody/ Access order	1	1	3.4	3.4	0	0		0.0
	Children's Law Reform Act - Custody order	1	1	3.4	3.4	0	0		0.0
	Total	33	141	3.4	479.4	41	146	3.4	496.4
Operational	Animal -Master code	0	2	3.8	7.6	0	0		0.0
	Animal - Left in Vehicle	0	0		0.0	0	1	3.8	3.8
	Animal Bite	3	5	3.8	19.0	0	1	3.8	3.8
	Animal Stray	0	4	3.8	15.2	1	2	3.8	7.6
	Animal Injured	2	11	3.8	41.8	0	4	3.8	15.2
	Animal - Other	0	3	3.8	11.4	2	4	3.8	15.2
	Animal - Dog Owners Liability Act	0	0		0.0	0	1	3.8	3.8
	Domestic Disturbance	14	69	3.8	262.2	11	72	3.8	273.6
	Suspicious Person	25	98	3.8	372.4	17	91	3.8	345.8
	Phone -Master code	0	2	3.8	7.6	1	2	3.8	7.6
	Phone -Nuisance - No Charges Laid	1	12	3.8	45.6	4	12	3.8	45.6
	Phone -Obscene - No Charges Laid	0	0		0.0	0	1	3.8	3.8
	Phone -Threatening - No Charges Laid	0	4	3.8	15.2	0	2	3.8	7.6
	Phone -Other - No Charges Laid	0	4	3.8	15.2	2	5	3.8	19.0
	False Fire Alarm - Building	0	1	3.8	3.8	0	0		0.0
	Fire - Building	2	8	3.8	30.4	1	6	3.8	22.8
	Fire - Vehicle	0	1	3.8	3.8	0	2	3.8	7.6
	Fire - Other	2	2	3.8	7.6	0	1	3.8	3.8
	Insecure Condition -Master code	0	2	3.8	7.6	0	3	3.8	11.4
	Missing Person -Master code	0	0		0.0	0	1	3.8	3.8
	Missing Person under 12	0	1	3.8	3.8	0	0		0.0
	Missing Person 12 & older	2	6	3.8	22.8	1	7	3.8	26.6
	Missing Person Located Under 12	0	1	3.8	3.8	0	0		0.0
	Missing Person Located 12 & older	5	10	3.8	38.0	0	5	3.8	19.0
	Noise Complaint -Master code	0	0		0.0	1	2	3.8	7.6



Calls For Service (CFS) Billing Summary Report

Town of Lakeshore May - 2023

Billing Categories (Billing categories below do not match traditional crime groupings)		2023				2022			
		May	Year to Date	Time Standard	Year To Date Weighted Hours	May	Year to Date	Time Standard	Year To Date Weighted Hours
Operational	Noise Complaint - Vehicle	0	1	3.8	3.8	0	0		0.0
	Noise Complaint - Animal	0	0		0.0	0	2	3.8	7.6
	Accident - non-MVC -Master code	0	0		0.0	1	3	3.8	11.4
	Found Property -Master code	10	21	3.8	79.8	6	16	3.8	60.8
	Found - License Plate	1	1	3.8	3.8	0	3	3.8	11.4
	Found-Personal Accessories	0	0		0.0	0	1	3.8	3.8
	Found-Household Property	0	0		0.0	0	1	3.8	3.8
	Found-Sporting Goods, Hobby Equip.	0	1	3.8	3.8	0	0		0.0
	Found-Bicycles	1	2	3.8	7.6	0	0		0.0
	Found - Gun	0	0		0.0	0	1	3.8	3.8
	Found-Others	3	10	3.8	38.0	2	12	3.8	45.6
	Lost Property -Master code	0	7	3.8	26.6	3	10	3.8	38.0
	Lost License Plate	0	2	3.8	7.6	0	2	3.8	7.6
	Lost Disabled Parking Permit	0	1	3.8	3.8	0	1	3.8	3.8
	Lost - Vehicle Accessories	0	1	3.8	3.8	0	0		0.0
	Lost-Personal Accessories	0	2	3.8	7.6	0	6	3.8	22.8
	Lost-Jewellery	1	1	3.8	3.8	0	0		0.0
	Lost-Radio,TV,Sound-Reprod. Equip.	0	2	3.8	7.6	0	0		0.0
	Lost-Sporting Goods, Hobby Equip.	0	1	3.8	3.8	0	0		0.0
	Lost-Machinery & Tools	0	0		0.0	0	1	3.8	3.8
	Lost - Gun	0	2	3.8	7.6	0	0		0.0
	Lost-Others	4	9	3.8	34.2	2	6	3.8	22.8
	Sudden Death - Suicide	1	1	3.8	3.8	1	2	3.8	7.6
	Sudden Death - Natural Causes	1	11	3.8	41.8	1	10	3.8	38.0
	Sudden Death - Others	0	2	3.8	7.6	0	2	3.8	7.6
	Sudden Death - Apparent Overdose-Overdose	1	1	3.8	3.8	0	2	3.8	7.6
	Suspicious Vehicle	11	66	3.8	250.8	20	59	3.8	224.2
	Trouble with Youth	13	52	3.8	197.6	18	39	3.8	148.2
	Vehicle Recovered -Master code	0	0		0.0	0	1	3.8	3.8
	Vehicle Recovered - Automobile	2	7	3.8	26.6	1	13	3.8	49.4
	Vehicle Recovered - Trucks	0	1	3.8	3.8	0	10	3.8	38.0
	Vehicle Recovered - All Terrain Veh	0	1	3.8	3.8	0	0		0.0
	Vehicle Recovered - Other	0	0		0.0	0	1	3.8	3.8



Calls For Service (CFS) Billing Summary Report

Town of Lakeshore May - 2023

Billing Categories (Billing categories below do not match traditional crime groupings)		2023				2022			
		May	Year to Date	Time Standard	Year To Date Weighted Hours	May	Year to Date	Time Standard	Year To Date Weighted Hours
Operational	Unwanted Persons	4	12	3.8	45.6	5	20	3.8	76.0
	Neighbour Dispute	18	68	3.8	258.4	26	50	3.8	190.0
	By-Law -Master code	0	4	3.8	15.2	0	3	3.8	11.4
	Noise By-Law	20	49	3.8	186.2	22	50	3.8	190.0
	Dogs By-Law	2	20	3.8	76.0	1	7	3.8	26.6
	Firearms (Discharge) By-Law	0	0		0.0	2	4	3.8	15.2
	Other Municipal By-Laws	7	16	3.8	60.8	1	16	3.8	60.8
	Fireworks By-Law	2	2	3.8	7.6	0	0		0.0
	Traffic By-Law	14	27	3.8	102.6	7	30	3.8	114.0
	Taxi By-Law	0	0		0.0	1	2	3.8	7.6
	Assist Fire Department	2	3	3.8	11.4	1	1	3.8	3.8
	Assist Public	10	42	3.8	159.6	8	86	3.8	326.8
	Distressed/Overdue Motorist	0	1	3.8	3.8	2	3	3.8	11.4
	Family Dispute	15	63	3.8	239.4	22	72	3.8	273.6
	Protest - Demonstration	0	0		0.0	0	2	3.8	7.6
	Total	199	759	3.8	2,884.2	194	775	3.8	2,945.0
Operational2	False Alarm-Accidental Trip	0	3	1.4	4.2	0	0		0.0
	False Alarm-Malfunction	1	8	1.4	11.2	1	6	1.4	8.4
	False Holdup Alarm-Accidental Trip	2	9	1.4	12.6	3	17	1.4	23.8
	False Alarm -Others	17	109	1.4	152.6	24	146	1.4	204.4
	False Alarm -Cancelled	0	3	1.4	4.2	1	3	1.4	4.2
	Keep the Peace	11	48	1.4	67.2	10	42	1.4	58.8
	911 call / 911 hang up	5	35	1.4	49.0	12	35	1.4	49.0
	911 hang up - Pocket Dial	1	2	1.4	2.8	0	0		0.0
	911 call - Dropped Cell	23	42	1.4	58.8	7	37	1.4	51.8
	Total	60	259	1.4	362.6	58	286	1.4	400.4
Traffic	MVC (MOTOR VEHICLE COLLISION) -Master code	0	3	3.7	11.1	1	3	3.7	11.1
	MVC - Personal Injury (MOTOR VEHICLE COLLISION)	9	19	3.7	70.3	5	23	3.7	85.1
	MVC - Prop. Dam. Non Reportable	10	39	3.7	144.3	8	42	3.7	155.4
	MVC - Prop. Dam. Reportable (MOTOR VEHICLE COLLISION)	32	123	3.7	455.1	32	141	3.7	521.7
	MVC - Prop. Dam. Failed to Remain (MOTOR VEHICLE COLLISION)	6	21	3.7	77.7	6	14	3.7	51.8
	MVC - Fatal (MOTOR VEHICLE COLLISION)	0	0		0.0	0	1	3.7	3.7



Calls For Service (CFS) Billing Summary Report

Town of Lakeshore May - 2023

Billing Categories (Billing categories below do not match traditional crime groupings)		2023				2022			
		May	Year to Date	Time Standard	Year To Date Weighted Hours	May	Year to Date	Time Standard	Year To Date Weighted Hours
Traffic	MVC - Others (MOTOR VEHICLE COLLISION)	0	0		0.0	0	3	3.7	11.1
	Road Rage	0	0		0.0	0	2	3.7	7.4
	Total	57	205	3.7	758.5	52	229	3.7	847.3
Total		408	1,668		7,034.3	426	1,772		7,361.9

Note to Detachment Commanders:

- The content of each report is to be shared by the Detachment Commander only with the municipality for which it was generated. The municipality may treat this as a public document and distribute it as they wish.
- All data is sourced from the Niche RMS application. Included are 'reported' occurrences (actuals and unfounded occurrences) for 'billable' occurrences ONLY. Data is refreshed on a weekly basis.
- The Traffic category includes motor vehicle collision (MVC) occurrences entered into Niche (UCR code 8521). MVCs are NOT sourced from the eCRS application for this report.
- Only the primary violation is counted within an occurrence.
- Time standards displayed are for the 2023 billing period.

Note to Municipalities:

- Data contained within this report is dynamic in nature and numbers will change over time as the Ontario Provincial Police continues to investigate and solve crime.
- This report is NOT to be used for crime trend analysis as not all occurrences are included.
- Data groupings within this report do not match traditional crime groupings seen in other public reports such as the OPP Police Services Board reports or Statistics Canada reporting.



Windsor & Essex County Crime Stoppers

Police Coordinator Report

May 1st-31st, 2023

Overview

Crime Stoppers exists to provide a means for the public to pass along anonymous information that assists in solving crimes, recovering stolen property, seizing illegal drugs, and locating those for whom there is an outstanding warrant of arrest. Locally, the program is operated jointly as Windsor-Essex County Crime Stoppers and has the responsibility to receive and disseminate information to all law enforcement agencies within Essex County.

Program Education and Community Events

- May 4th & 5th – St Clair College – Information Booth
- May 11th-13th – Police Week at Devonshire Mall
- May 17th-20th – Police Week with Lasalle Police
- May 26th – Tecumseh Home Hardware – BBQ Fundraiser
- May 27th – Tecumseh Mall – Information Booth
- May 30th – 2 presentations at North Star High School in Amherstburg

AM800

“Crime of the Week” report with AM800 radio recorded every Monday which airs every Tuesday morning and afternoon.

- May 1st – Lasalle Shooting in the 2300 Block of Todd Lane – Lasalle Police
- May 8th – Windsor Shooting in the 1700 Block of Tecumseh Road West – WPS
- May 15th – Related Robberies Lasalle and Windsor Convenience Stores
- May 22nd – Reporting Suspicious Marine Activity
- May 29th – Missing Person – Gabrielle Vinall

St. Clair College-Media Plex and Radio CJAM FM 99.1

- On pause until September.

CTV News

- Missing females Krystine Scott and Gabrielle Vinall – Aired May 2nd.

Social Media

- Daily/Weekly Facebook, Twitter and Instagram posts

Crime Stoppers Upcoming Calendar

- New Program Manager, retired WPS officer Leigh-Anne Riberdy, is starting with us on June 5th. Our former manager will remain with us as a board member.
- Continuing sales of our Charity K9 Calendar for 2023/2024
- Raffle Calendar draws daily in June.
- Ontario Association of Crime Stoppers Conference in Guelph – June 2nd
- June 3rd – Take back your drugs event at Tecumseh Mall
- June 24th and 25th – Woofaroo Pet Fest in Amherstburg
- June 25th – Lasalle Night Market
- August 24th – Golf Tournament at Kingsville Golf & Country Club

This statistical report is reflective of May 1st-31st, 2023.

Crime Stoppers tip information was distributed to the following agencies during this period.

Windsor Police Service

WPS - Amherstburg Detachment

Ontario Provincial Police

LaSalle Police Service

Ministry of Revenue and Finance

Windsor & Essex County Health Unit- Tobacco Enforcement

CBSA

ROPE

Windsor Police Criminal Intelligence Unit – Cannabis Enforcement

Attached documents include:

Police Coordinators Report

Monthly Statistical Report

Tip Summary Report

This Report was Prepared By:

Constable Sarah Werstein – Ontario Provincial Police - Police Coordinator

TOTAL POPULATION REPRESENTED – 398,718 (2019 CENSUS)

POPULATION (CITY) – 217,188

POPULATION (COUNTY) – 126,314

POPULATION (LASALLE) – 33,180

POPULATION (AMHERSTBURG) – 22,036

***SI on Statistical Report is “Since Inception” – 1985*



Windsor - Essex County Crime Stoppers - Statistical Report

Filter Date: December 2023 Run Date: 2023/05/31

Statistic	Jan	Feb	Mar	Apr	May	Jun	Jul	Aug	Sep	Oct	Nov	Dec
Tips Received	175	166	152	135	155	0	0	0	0	0	0	0
Tip Follow-ups	138	100	100	85	123	0	0	0	0	0	0	0
Arrests	4	8	9	3	3	0	0	0	0	0	0	0
Cases Cleared	2	7	11	2	3	0	0	0	0	0	0	0
Charges Laid	18	24	26	4	5	0	0	0	0	0	0	0
Fugitives	0	0	0	0	0	0	0	0	0	0	0	0
Administrative Discipline	0	0	0	0	0	0	0	0	0	0	0	0
# of Rewards Approved	1	6	8	3	2	3	0	0	0	0	0	0
Rewards Approved	\$750	\$2,700	\$3,400	\$1,000	\$300	\$1,710	\$0	\$0	\$0	\$0	\$0	\$0
# of Rewards Paid	0	3	4	2	0	0	0	0	0	0	0	0
Rewards Paid	\$0	\$1,100	\$2,700	\$800	\$0	\$0	\$0	\$0	\$0	\$0	\$0	\$0
# of Weapons Recovered	0	3	5	0	0	0	0	0	0	0	0	0
# of Vehicles Recovered	0	1	0	1	0	0	0	0	0	0	0	0
Property Recovered	\$0	\$38,750	\$3,500	\$80,000	\$0	\$0	\$0	\$0	\$0	\$0	\$0	\$0
Cash Recovered	\$910	\$13,021	\$350	\$0	\$0	\$0	\$0	\$0	\$0	\$0	\$0	\$0
Drugs Seized	\$49,250	\$62,300	\$72,230	\$0	\$0	\$0	\$0	\$0	\$0	\$0	\$0	\$0
Total Recovered	\$50,160	\$114,071	\$76,080	\$80,000	\$0	\$0	\$0	\$0	\$0	\$0	\$0	\$0

Statistic	Q1	Q2	Q3	Q4	YTD	SI
Tips Received	493	290	0	0	783	60,715
Tip Follow-ups	338	208	0	0	546	20,723
Calls Received	0	0	0	0	0	3,138
Arrests	21	6	0	0	27	7,085
Cases Cleared	20	5	0	0	25	10,423
Charges Laid	68	9	0	0	77	10,252
Fugitives	0	0	0	0	0	625
Administrative Discipline	0	0	0	0	0	3
# of Rewards Approved	15	8	0	0	23	1,880
Rewards Approved	\$6,850	\$3,010	\$0	\$0	\$9,860	\$1,266,945
# of Rewards Paid	7	2	0	0	9	970
Rewards Paid	\$3,800	\$800	\$0	\$0	\$4,600	\$833,502
# of Weapons Recovered	8	0	0	0	8	553
# of Vehicles Recovered	1	1	0	0	2	34
Property Recovered	\$42,250	\$80,000	\$0	\$0	\$122,250	\$13,554,173
Cash Recovered	\$14,281	\$0	\$0	\$0	\$14,281	\$604,449
Drugs Seized	\$183,780	\$0	\$0	\$0	\$183,780	\$119,513,368
Total Recovered	\$240,311	\$80,000	\$0	\$0	\$320,311	\$133,671,990

Windsor - Essex County Crime Stoppers Tip Summary Report

Created Date: 2023/05/01 to 2023/05/31

Offense Type	Count
Animal Cruelty	0
Arson	4
Assault	15
Attempt Murder	3
Breach of Condition	2
Break and Enter	10
By Law	1
Child Abuse	0
COVID-19	0
Cybercrime	1
Disqualified Driving	2
Drugs	32
Elder Abuse	0
Fraud	6
Highway Traffic Act	3
Hit and Run / Fail to Remain	2
Homicide	0
Human Smuggling	0
Human Trafficking	0
Illegal Cigarettes	3
Immigration	1

Impaired Driver	7
Indecent Act	1
Liquor (sales to minors, sales without licence)	1
Mischief	2
Missing Person	1
Motor Vehicle Collision	0
Possession of Stolen Property	0
Prostitution/Morality	0
Repeat Impaired Driver	0
Robbery	7
Sexual Assault	3
Stolen Vehicle	4
Suspended Driver	0
Suspicious Activity	8
Terrorism	0
Test Tip	0
Theft	9
Threats	1
Warrant	2
Weapons	9
<i>Other</i>	13
<i>Unknown</i>	4
Total	157