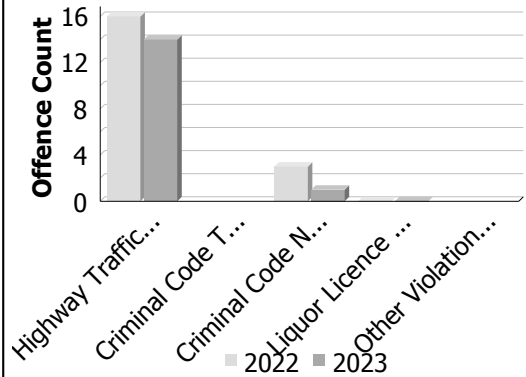


**Police Services Board Report for Lakeshore
Integrated Court Offence Network
May - 2023**

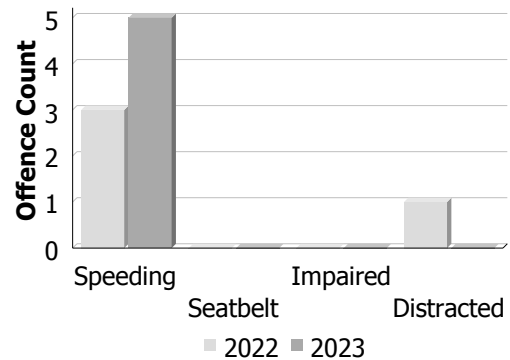
Criminal Code and Provincial Statute Charges Laid

Offence Count	May			Year to Date - May		
	2022	2023	% Change	2022	2023	% Change
Highway Traffic Act	16	14	-12.5%	125	39	-68.8%
Criminal Code Traffic	--	--	--	--	--	--
CCC Non-Traffic	--	--	--	--	--	--
Liquor Licence Act	0	0	--	2	0	-100.0%
Other Violations	--	--	--	--	--	--



Traffic Related Charges

Offence Count	May			Year to Date - May		
	2022	2023	% Change	2022	2023	% Change
Speeding	3	5	66.7%	69	7	-89.9%
Seatbelt	0	0	--	0	0	--
Impaired	0	0	--	0	0	--
Distracted	1	0	-100.0%	1	0	-100.0%



Integrated Court Offence Network data is updated on a monthly basis: Data could be as much as a month and a half behind.

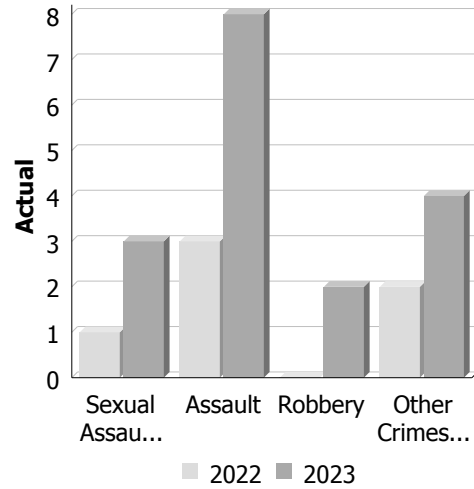
Data Utilized

- Ministry of Attorney General, Integrated Court Offence Network
- Integrated Court Offence Network Charge Business Intelligence Cube

**Police Services Board Report for Lakeshore
Records Management System
July - 2023**

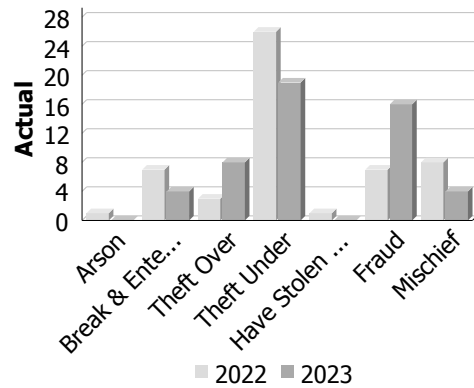
Violent Crime

Actual	July			Year to Date - July		
	2022	2023	% Change	2022	2023	% Change
Murder	0	0	--	0	1	--
Other Offences Causing Death	0	0	--	0	0	--
Attempted Murder	0	0	--	0	0	--
Sexual Assault	1	3	200.0%	10	9	-10.0%
Assault	3	8	166.7%	32	44	37.5%
Abduction	0	0	--	0	0	--
Robbery	0	2	--	0	3	--
Other Crimes Against a Person	2	4	100.0%	24	27	12.5%
Total	6	17	183.3%	66	84	27.3%



Property Crime

Actual	July			Year to Date - July		
	2022	2023	% Change	2022	2023	% Change
Arson	1	0	-100.0%	2	1	-50.0%
Break & Enter	7	4	-42.9%	21	30	42.9%
Theft Over	3	8	166.7%	34	38	11.8%
Theft Under	26	19	-26.9%	119	103	-13.4%
Have Stolen Goods	1	0	-100.0%	6	1	-83.3%
Fraud	7	16	128.6%	70	94	34.3%
Mischief	8	4	-50.0%	59	40	-32.2%
Total	53	51	-3.8%	311	307	-1.3%



Drug Crime

Actual	July			Year to Date - July		
	2022	2023	% Change	2022	2023	% Change
Possession	0	0	--	1	2	100.0%
Trafficking	0	0	--	0	0	--
Importation and Production	0	0	--	0	0	--
Total	0	0	--	1	2	100.0%



Clearance Rate

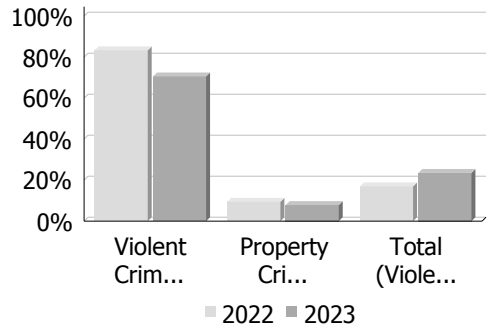
Detachment: 6E - ESSEX COUNTY
Location code(s): 6E20 - LAKESHORE
Data source date: 2023/08/12

Report Generated by:
Pharand, Lise

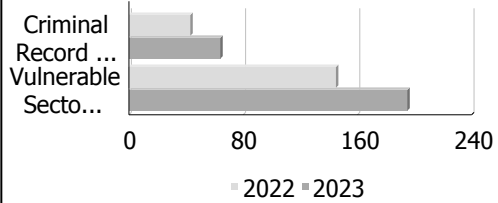
Report Generated on:
Aug 14, 2023 9:31:26 AM
PP-CSC-Operational Planning-4300

**Police Services Board Report for Lakeshore
Records Management System
July - 2023**

Clearance Rate	July			Year to Date - July		
	2022	2023	Difference	2022	2023	Difference
Violent Crime	83.3%	70.6%	-12.7%	66.7%	65.5%	-1.2%
Property Crime	9.4%	7.8%	-1.6%	15.4%	7.8%	-7.6%
Drug Crime	--	--	--	100.0%	0.0%	-100.0%
Total (Violent, Property & Drug)	17.0%	23.5%	6.6%	27.5%	23.4%	-4.1%



Criminal Record and Vulnerable Sector Screening Checks						
Actual	July			Year to Date - July		
	2022	2023	% Change	2022	2023	% Change
Criminal Record Checks	43	64	48.8%	276	452	63.8%
Vulnerable Sector Screening Checks	145	195	34.5%	919	1,241	35.0%

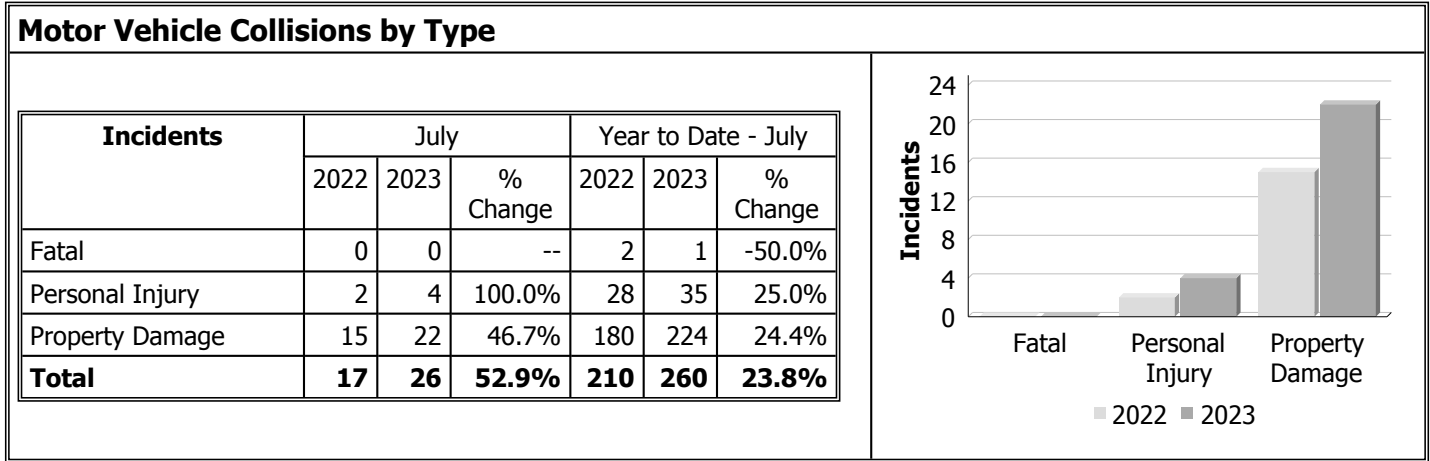


Data contained within this report is dynamic in nature and numbers will change over time as the Ontario Provincial Police continue to investigate and solve crime.

Data Utilized

- Major Crimes
- Niche RMS All Offence Level Business Intelligence Cube

**Police Services Board Report for Lakeshore
Collision Reporting System
July - 2023**



Fatalities in Detachment Area							
Incidents		July			Year to Date - July		
		2022	2023	% Change	2022	2023	% Change
Motor Vehicle Collision	Fatal Incidents	0	0	--	2	1	-50.0%
	Alcohol Related	0	0	--	1	1	0.0%
Off-Road Vehicle	Fatal Incidents	0	0	--	0	0	--
	Alcohol Related	0	0	--	0	0	--
Motorized Snow Vehicle	Fatal Incidents	0	0	--	0	0	--
	Alcohol Related	0	0	--	0	0	--
Persons Killed		July			Year to Date - July		
		2022	2023	% Change	2022	2023	% Change
Motor Vehicle Collision		0	0	--	2	1	-50.0%
Off-Road Vehicle		0	0	--	0	0	--
Motorized Snow Vehicle		0	0	--	0	0	--

Data Utilized

- SQL online application reporting system – OPP CRS 2.3.09
- Collision Reporting System Business Intelligence Cube

Detachment: 6E - ESSEX
Location code(s): 6E20-LAKESHORE
Data source date:
 2023/08/13

Report Generated by:
 Pharand, Lise

Report Generated on:
 Aug 14, 2023 9:27:46 AM
 PP-CSC-Operational Planning-4300

**Police Services Board Report for Lakeshore
2023/Jul**

Public Complaints	
Policy	0
Service	0
Conduct	0

Date information collected from Professional Standards Bureau Commander Reports: 2023-08-14

Data Source

Ontario Provincial Police, Professional Standards Bureau Commander Reports

- Includes all public policy, service and conduct complaints submitted to the Office of the Independent Police Review Director (OIPRD)

Secondary Employment

Daily Activity Reporting Patrol Hours	
Total Hours	2023/Jul
Number of Cruiser Patrol Hours	0.00
Number of Motorcycle Patrol Hours	0.00
Number of Marine Patrol Hours	0.00
Number of ATV Patrol Hours	0.00
Number of Snowmobile Patrol Hours	0.00
Number of Bicycle Patrol Hours	0.00
Number of Foot Patrol Hours	0.00
Number of School Patrol Hours	0.00

Data source (Daily Activity Reporting System) date: 2023/07/01

Detachment: 6E - ESSEX COUNTY

Location code(s): 6E20 - LAKESHORE

Report Generated by:
Pharand, Lise

Report Generated on:
Aug 14, 2023 9:20:33 AM
PP-CSC-Operational Planning-4300

Ontario Provincial Police
Essex County Detachment

1219 Hicks Rd.
P.O. Box 910
Essex, Ontario
N8M 2Y2

Tel: (519) 723-2493 Fax: (519) 723-2133



Police provincial de l'Ontario
Détachement du Comté d'Essex

1219 rue Hicks
C.P. 910
Essex, Ontario
N8M 2Y2

Tel: (519) 723-2493 Télécopieur: (519) 723-2133

File Reference/

August 14, 2023

Lakeshore PSB information for the month of July:

Suspensions: 0

Charges: 156

Police Record Checks: 56

Vulnerable Sector Record Checks: 125

Jamie Smith, Staff Sergeant
Detachment Manager
Essex County O.P.P.



Calls For Service (CFS) Billing Summary Report

Town of Lakeshore July - 2023

Billing Categories <i>(Billing categories below do not match traditional crime groupings)</i>		2023				2022			
		July	Year to Date	Time Standard	Year To Date Weighted Hours	July	Year to Date	Time Standard	Year To Date Weighted Hours
Violent Criminal Code	Murder 1st Degree	0	1	15.8	15.8	0	0		0.0
	Sexual offence occurring prior to January 4, 1983	0	0		0.0	0	1	15.8	15.8
	Sexual Assault	3	10	15.8	158.0	1	6	15.8	94.8
	Sexual Interference	0	0		0.0	0	1	15.8	15.8
	Invitation to Sexual Touching	0	0		0.0	0	3	15.8	47.4
	Non-Consensual Distribution of Intimate Images	0	0		0.0	0	1	15.8	15.8
	Assault With Weapon or Causing Bodily Harm-Level 2	2	8	15.8	126.4	1	5	15.8	79.0
	Assault-Level 1	5	38	15.8	600.4	2	29	15.8	458.2
	Discharge Firearm with Intent	1	3	15.8	47.4	0	0		0.0
	Pointing a Firearm	1	1	15.8	15.8	0	0		0.0
	Robbery -Master code	1	2	15.8	31.6	0	0		0.0
	Robbery of firearms	1	1	15.8	15.8	0	0		0.0
	Extortion	0	1	15.8	15.8	0	2	15.8	31.6
	Criminal Harassment	4	13	15.8	205.4	1	9	15.8	142.2
	Criminal Harassment - Offender Unknown	0	0		0.0	0	1	15.8	15.8
	Indecent/Harassing Communications	0	2	15.8	31.6	0	2	15.8	31.6
	Utter Threats -Master code	1	2	15.8	31.6	1	2	15.8	31.6
	Utter Threats to Person	0	14	15.8	221.2	1	11	15.8	173.8
	Total	19	96	15.8	1,516.8	7	73	15.8	1,153.4
Property Crime Violations	Arson - Auto	0	1	6.4	6.4	0	0		0.0
	Arson - Building	0	0		0.0	1	1	6.4	6.4
	Arson - Others	0	0		0.0	0	1	6.4	6.4
	Break & Enter	3	33	6.4	211.2	7	27	6.4	172.8
	Unlawful in a dwelling house	1	1	6.4	6.4	0	0		0.0
	Theft Over -master code	2	5	6.4	32.0	1	1	6.4	6.4
	Theft Over - Farm Equipment	0	0		0.0	0	2	6.4	12.8
	Theft Over - Construction Site	1	1	6.4	6.4	0	2	6.4	12.8
	Theft Over - Trailers	0	4	6.4	25.6	0	1	6.4	6.4
	Theft Over - Other Theft	0	1	6.4	6.4	0	5	6.4	32.0
	Theft Over - Boat (Vessel)	0	1	6.4	6.4	0	1	6.4	6.4
	Theft Over - Boat Motor	1	1	6.4	6.4	0	0		0.0
	Theft of - Mail	0	2	6.4	12.8	0	0		0.0
	Theft FROM Motor Vehicle Over \$5,000	0	3	6.4	19.2	0	1	6.4	6.4



Calls For Service (CFS) Billing Summary Report

Town of Lakeshore July - 2023

Billing Categories <i>(Billing categories below do not match traditional crime groupings)</i>		2023				2022			
		July	Year to Date	Time Standard	Year To Date Weighted Hours	July	Year to Date	Time Standard	Year To Date Weighted Hours
Property Crime Violations	Theft Over \$5,000 [SHOPLIFTING]	0	1	6.4	6.4	0	0		0.0
	Theft of Motor Vehicle	3	14	6.4	89.6	1	14	6.4	89.6
	Theft of - Automobile	0	6	6.4	38.4	1	7	6.4	44.8
	Theft of - Trucks	0	3	6.4	19.2	0	4	6.4	25.6
	Theft of - Motorcycles	0	0		0.0	0	1	6.4	6.4
	Theft of - All Terrain Vehicles	1	2	6.4	12.8	0	1	6.4	6.4
	Theft of - Farm Vehicles	0	0		0.0	0	1	6.4	6.4
	Theft of - Other Motor Vehicles	0	1	6.4	6.4	0	0		0.0
	Theft Under -master code	3	14	6.4	89.6	2	7	6.4	44.8
	Theft under - Farm Equipment	0	1	6.4	6.4	0	0		0.0
	Theft under - Farm Agricultural Produce	0	1	6.4	6.4	0	0		0.0
	Theft Under - Construction Site	0	0		0.0	1	3	6.4	19.2
	Theft under - Bicycles	1	4	6.4	25.6	0	1	6.4	6.4
	Theft under - Building	0	3	6.4	19.2	0	0		0.0
	Theft under - Persons	0	0		0.0	0	2	6.4	12.8
	Theft under - Trailers	1	2	6.4	12.8	0	0		0.0
	Theft under - Other Theft	6	24	6.4	153.6	7	32	6.4	204.8
	Theft under - Boat (Vessel)	0	1	6.4	6.4	0	0		0.0
	Theft under - Boat Motor	1	1	6.4	6.4	0	0		0.0
	Theft Under - Gasoline Drive-off	7	14	6.4	89.6	1	29	6.4	185.6
	Theft FROM Motor Vehicle Under \$5,000	1	21	6.4	134.4	13	33	6.4	211.2
	Theft Under \$5,000 [SHOPLIFTING]	3	23	6.4	147.2	4	36	6.4	230.4
	Possession of Stolen Goods over \$5,000	0	1	6.4	6.4	0	3	6.4	19.2
	Trafficking in Stolen Goods under \$5,000 (incl. possession w	0	0		0.0	0	1	6.4	6.4
	Possession of Stolen Goods under \$5,000	0	0		0.0	1	2	6.4	12.8
	Fraud -Master code	4	13	6.4	83.2	2	8	6.4	51.2
	Fraud - Steal/Forge/Poss./Use Credit Card	0	5	6.4	32.0	3	5	6.4	32.0
	Fraud - False Pretence < = \$5,000	0	0		0.0	0	2	6.4	12.8
	Fraud - Forgery & Uttering	0	1	6.4	6.4	0	0		0.0



Calls For Service (CFS) Billing Summary Report

Town of Lakeshore July - 2023

Billing Categories <i>(Billing categories below do not match traditional crime groupings)</i>		2023				2022			
		July	Year to Date	Time Standard	Year To Date Weighted Hours	July	Year to Date	Time Standard	Year To Date Weighted Hours
Property Crime Violations	Fraud - Fraud through mails	0	0		0.0	0	3	6.4	19.2
	Fraud -Money/property/ security > \$5,000	4	20	6.4	128.0	1	10	6.4	64.0
	Fraud -Money/property/ security <= \$5,000	6	36	6.4	230.4	1	22	6.4	140.8
	Fraud - Other	1	19	6.4	121.6	1	19	6.4	121.6
	Personation with Intent (fraud)	1	2	6.4	12.8	0	3	6.4	19.2
	Fraud - False Pretence > \$5,000	0	1	6.4	6.4	0	0		0.0
	Identity Fraud	0	2	6.4	12.8	0	3	6.4	19.2
	Mischief - master code	4	38	6.4	243.2	8	54	6.4	345.6
	Mischief [Graffiti - Non Gang Related]	0	2	6.4	12.8	0	1	6.4	6.4
	Interfere with lawful use, enjoyment of property	0	1	6.4	6.4	0	1	6.4	6.4
	Property Damage	1	18	6.4	115.2	1	24	6.4	153.6
	Total	56	348	6.4	2,227.2	57	374	6.4	2,393.6
Other Criminal Code Violations (Excluding traffic)	Offensive Weapons-Possession of Weapons	0	2	7.5	15.0	1	1	7.5	7.5
	Offensive Weapons-Restricted	0	1	7.5	7.5	0	0		0.0
	Offensive Weapons-Other Offensive Weapons	0	0		0.0	1	1	7.5	7.5
	Bail Violations - Fail To Comply	0	7	7.5	52.5	2	5	7.5	37.5
	Bail Violations - Others	0	0		0.0	0	1	7.5	7.5
	Counterfeit Money -Master code	0	0		0.0	0	1	7.5	7.5
	Possession Of Counterfeit Money	0	1	7.5	7.5	0	0		0.0
	Counterfeit Money - Others	0	1	7.5	7.5	0	1	7.5	7.5
	Disturb the Peace	0	6	7.5	45.0	2	7	7.5	52.5
	Indecent acts -Master code	0	0		0.0	1	1	7.5	7.5
	Indecent acts -Other	0	1	7.5	7.5	0	0		0.0
	Indecent acts -exposure to person under 14	0	1	7.5	7.5	0	0		0.0
	Child Pornography -Possess child pornography	0	1	7.5	7.5	0	0		0.0
	Obstruct Public Peace Officer	0	0		0.0	0	1	7.5	7.5
	Breach of Probation	0	2	7.5	15.0	0	3	7.5	22.5
Disobey court order/Misconduct executing process	0	1	7.5	7.5	0	0		0.0	



Calls For Service (CFS) Billing Summary Report

Town of Lakeshore July - 2023

Billing Categories <i>(Billing categories below do not match traditional crime groupings)</i>		2023				2022				
		July	Year to Date	Time Standard	Year To Date Weighted Hours	July	Year to Date	Time Standard	Year To Date Weighted Hours	
Other Criminal Code Violations (Excluding traffic)	Public mischief - mislead peace officer	0	0		0.0	0	1	7.5	7.5	
	Common nuisance	0	1	7.5	7.5	0	0		0.0	
	Total	0	25	7.5	187.5	7	23	7.5	172.5	
Drug Possession	Possession Cocaine	0	1	7.1	7.1	0	0		0.0	
	Possession Other Controlled Drugs and Substance Act	0	1	7.1	7.1	0	0		0.0	
	Possession - Methamphetamine (Crystal Meth)	0	0		0.0	0	1	7.1	7.1	
	Drug related occurrence	0	5	7.1	35.5	1	8	7.1	56.8	
	Total	0	7	7.1	49.7	1	9	7.1	63.9	
Drugs	Possession of cannabis for purpose of distributing	0	1	68.0	68.0	0	0		0.0	
	Total	0	1	68.0	68.0	0	0		0.0	
Statutes & Acts	Landlord/Tenant	7	41	3.4	139.4	2	33	3.4	112.2	
	Mental Health Act	13	71	3.4	241.4	10	56	3.4	190.4	
	Mental Health Act - No contact with Police	0	2	3.4	6.8	7	13	3.4	44.2	
	Mental Health Act - Attempt Suicide	0	7	3.4	23.8	2	7	3.4	23.8	
	Mental Health Act - Threat of Suicide	3	32	3.4	108.8	6	31	3.4	105.4	
	Mental Health Act - Voluntary Transport	1	3	3.4	10.2	1	9	3.4	30.6	
	Mental Health Act - Placed on Form	0	2	3.4	6.8	1	7	3.4	23.8	
	Mental Health Act - Apprehension	1	11	3.4	37.4	3	28	3.4	95.2	
	Custody Dispute	0	1	3.4	3.4	0	0		0.0	
	Trespass To Property Act	8	32	3.4	108.8	8	41	3.4	139.4	
	Family Law Act -Custody/ Access order	0	1	3.4	3.4	0	0		0.0	
	Children's Law Reform Act - Custody order	0	1	3.4	3.4	0	0		0.0	
	Total	33	204	3.4	693.6	40	225	3.4	765.0	
	Operational	Animal -Master code	0	2	3.8	7.6	0	0		0.0
		Animal - Left in Vehicle	0	0		0.0	0	2	3.8	7.6
Animal Bite		0	5	3.8	19.0	0	1	3.8	3.8	
Animal Stray		0	5	3.8	19.0	1	4	3.8	15.2	
Animal Injured		1	13	3.8	49.4	3	8	3.8	30.4	
Animal - Other		0	3	3.8	11.4	2	8	3.8	30.4	
Animal - Dog Owners Liability Act		0	1	3.8	3.8	0	1	3.8	3.8	
Alarm -Master code		0	0		0.0	1	1	3.8	3.8	



Calls For Service (CFS) Billing Summary Report

Town of Lakeshore July - 2023

Billing Categories <i>(Billing categories below do not match traditional crime groupings)</i>		2023				2022			
		July	Year to Date	Time Standard	Year To Date Weighted Hours	July	Year to Date	Time Standard	Year To Date Weighted Hours
Operational	Domestic Disturbance	24	111	3.8	421.8	18	105	3.8	399.0
	Suspicious Person	32	160	3.8	608.0	28	141	3.8	535.8
	Phone -Master code	0	2	3.8	7.6	5	9	3.8	34.2
	Phone -Nuisance - No Charges Laid	3	17	3.8	64.6	2	22	3.8	83.6
	Phone -Obscene - No Charges Laid	0	0		0.0	0	1	3.8	3.8
	Phone -Threatening - No Charges Laid	0	6	3.8	22.8	0	4	3.8	15.2
	Phone -Other - No Charges Laid	0	4	3.8	15.2	0	7	3.8	26.6
	False Fire Alarm - Building	0	1	3.8	3.8	0	0		0.0
	Fire - Building	0	9	3.8	34.2	1	11	3.8	41.8
	Fire - Vehicle	1	2	3.8	7.6	1	3	3.8	11.4
	Fire - Other	1	5	3.8	19.0	1	2	3.8	7.6
	Insecure Condition -Master code	0	3	3.8	11.4	1	4	3.8	15.2
	Insecure Condition - Building	1	1	3.8	3.8	0	0		0.0
	Missing Person -Master code	0	0		0.0	2	3	3.8	11.4
	Missing Person under 12	0	2	3.8	7.6	0	0		0.0
	Missing Person 12 & older	0	7	3.8	26.6	0	8	3.8	30.4
	Missing Person Located Under 12	0	1	3.8	3.8	0	0		0.0
	Missing Person Located 12 & older	2	12	3.8	45.6	0	7	3.8	26.6
	Noise Complaint -Master code	2	5	3.8	19.0	5	8	3.8	30.4
	Noise Complaint - Vehicle	0	1	3.8	3.8	0	0		0.0
	Noise Complaint - Residence	0	0		0.0	1	1	3.8	3.8
	Noise Complaint - Animal	1	3	3.8	11.4	1	3	3.8	11.4
	Accident - non-MVC -Master code	0	0		0.0	1	4	3.8	15.2
	Found Property -Master code	5	33	3.8	125.4	9	31	3.8	117.8
	Found - License Plate	0	1	3.8	3.8	1	4	3.8	15.2
	Found-Personal Accessories	1	2	3.8	7.6	1	4	3.8	15.2
	Found-Household Property	0	0		0.0	0	1	3.8	3.8
	Found-Sporting Goods, Hobby Equip.	0	1	3.8	3.8	0	0		0.0
	Found-Machinery & Tools	0	0		0.0	0	1	3.8	3.8
	Found-Bicycles	0	2	3.8	7.6	0	0		0.0
Found - Gun	0	0		0.0	0	2	3.8	7.6	



Calls For Service (CFS) Billing Summary Report

Town of Lakeshore July - 2023

Billing Categories <i>(Billing categories below do not match traditional crime groupings)</i>		2023				2022			
		July	Year to Date	Time Standard	Year To Date Weighted Hours	July	Year to Date	Time Standard	Year To Date Weighted Hours
Operational	Found-Others	1	11	3.8	41.8	2	15	3.8	57.0
	Lost Property -Master code	4	12	3.8	45.6	0	12	3.8	45.6
	Lost License Plate	0	2	3.8	7.6	0	2	3.8	7.6
	Lost Disabled Parking Permit	0	1	3.8	3.8	0	1	3.8	3.8
	Lost - Vehicle Accessories	0	1	3.8	3.8	0	1	3.8	3.8
	Lost-Personal Accessories	1	4	3.8	15.2	2	9	3.8	34.2
	Lost-Jewellery	0	1	3.8	3.8	0	0		0.0
	Lost-Radio,TV,Sound-Reprod. Equip.	0	2	3.8	7.6	0	0		0.0
	Lost-Sporting Goods, Hobby Equip.	0	1	3.8	3.8	0	0		0.0
	Lost-Machinery & Tools	0	0		0.0	0	2	3.8	7.6
	Lost - Gun	0	2	3.8	7.6	0	0		0.0
	Lost-Others	3	16	3.8	60.8	1	8	3.8	30.4
	Sudden Death - Suicide	1	2	3.8	7.6	0	2	3.8	7.6
	Sudden Death - Natural Causes	0	15	3.8	57.0	4	16	3.8	60.8
	Sudden Death - Others	0	2	3.8	7.6	0	2	3.8	7.6
	Sudden Death - Apparent Overdose-Overdose	0	1	3.8	3.8	0	2	3.8	7.6
	Suspicious Vehicle	23	110	3.8	418.0	6	73	3.8	277.4
	Trouble with Youth	18	86	3.8	326.8	17	72	3.8	273.6
	Medical Assistance -Other	0	0		0.0	1	1	3.8	3.8
	Vehicle Recovered -Master code	0	0		0.0	0	1	3.8	3.8
	Vehicle Recovered - Automobile	3	18	3.8	68.4	1	18	3.8	68.4
	Vehicle Recovered - Trucks	1	2	3.8	7.6	0	10	3.8	38.0
	Vehicle Recovered - All Terrain Veh	0	1	3.8	3.8	0	0		0.0
	Vehicle Recovered - Other	0	1	3.8	3.8	0	1	3.8	3.8
	Unwanted Persons	9	24	3.8	91.2	10	32	3.8	121.6
	Neighbour Dispute	21	103	3.8	391.4	18	87	3.8	330.6
	By-Law -Master code	1	6	3.8	22.8	0	6	3.8	22.8
	Noise By-Law	36	110	3.8	418.0	17	90	3.8	342.0
	Dogs By-Law	6	35	3.8	133.0	6	19	3.8	72.2
	Firearms (Discharge) By-Law	0	0		0.0	0	5	3.8	19.0
	Other Municipal By-Laws	2	23	3.8	87.4	4	24	3.8	91.2
	Fireworks By-Law	0	3	3.8	11.4	1	2	3.8	7.6
Traffic By-Law	7	45	3.8	171.0	3	44	3.8	167.2	
Taxi By-Law	0	0		0.0	0	2	3.8	7.6	



Calls For Service (CFS) Billing Summary Report

Town of Lakeshore July - 2023

Billing Categories <i>(Billing categories below do not match traditional crime groupings)</i>		2023				2022			
		July	Year to Date	Time Standard	Year To Date Weighted Hours	July	Year to Date	Time Standard	Year To Date Weighted Hours
Operational	Assist Fire Department	1	5	3.8	19.0	0	1	3.8	3.8
	Assist Public	15	71	3.8	269.8	21	119	3.8	452.2
	Distressed/Overdue Motorist	0	1	3.8	3.8	0	3	3.8	11.4
	Family Dispute	20	103	3.8	391.4	11	109	3.8	414.2
	Protest - Demonstration	0	0		0.0	0	2	3.8	7.6
	Total	247	1,240	3.8	4,712.0	210	1,204	3.8	4,575.2
Operational2	False Alarm-Accidental Trip	1	4	1.4	5.6	0	0		0.0
	False Alarm-Malfunction	3	13	1.4	18.2	2	9	1.4	12.6
	False Holdup Alarm-Accidental Trip	1	12	1.4	16.8	3	23	1.4	32.2
	False Alarm -Others	17	149	1.4	208.6	32	206	1.4	288.4
	False Alarm -Cancelled	3	6	1.4	8.4	0	4	1.4	5.6
	Keep the Peace	11	73	1.4	102.2	12	66	1.4	92.4
	911 call / 911 hang up	11	52	1.4	72.8	13	56	1.4	78.4
	911 hang up - Pocket Dial	0	3	1.4	4.2	0	0		0.0
	911 call - Dropped Cell	16	78	1.4	109.2	7	52	1.4	72.8
	Total	63	390	1.4	546.0	69	416	1.4	582.4
Traffic	MVC (MOTOR VEHICLE COLLISION) -Master code	1	4	3.7	14.8	1	4	3.7	14.8
	MVC - Personal Injury (MOTOR VEHICLE COLLISION)	3	28	3.7	103.6	3	34	3.7	125.8
	MVC - Prop. Dam. Non Reportable	10	64	3.7	236.8	8	60	3.7	222.0
	MVC - Prop. Dam. Reportable (MOTOR VEHICLE COLLISION)	20	163	3.7	603.1	18	184	3.7	680.8
	MVC - Prop. Dam. Failed to Remain (MOTOR VEHICLE COLLISION)	3	26	3.7	96.2	2	19	3.7	70.3
	MVC - Fatal (MOTOR VEHICLE COLLISION)	0	0		0.0	1	2	3.7	7.4
	MVC - Others (MOTOR VEHICLE COLLISION)	0	0		0.0	0	4	3.7	14.8
	Road Rage	0	0		0.0	0	1	3.7	3.7
	Total	37	285	3.7	1,054.5	33	308	3.7	1,139.6
	Total	455	2,596		11,055.3	424	2,632		10,845.6

Note to Detachment Commanders:

- The content of each report is to be shared by the Detachment Commander only with the municipality for which it was generated. The municipality may treat this as a public document and distribute it as they wish.
- All data is sourced from the Niche RMS application. Included are 'reported' occurrences (actuals and unfounded occurrences) for 'billable' occurrences ONLY. Data is refreshed on a weekly basis.
- The Traffic category includes motor vehicle collision (MVC) occurrences entered into Niche (UCR code 8521). MVCs are NOT sourced from the eCRS application for this report.



Calls For Service (CFS) Billing Summary Report

Town of Lakeshore July - 2023

- Only the primary violation is counted within an occurrence.
- Time standards displayed are for the 2023 billing period.

Note to Municipalities:

- Data contained within this report is dynamic in nature and numbers will change over time as the Ontario Provincial Police continues to investigate and solve crime.
- This report is NOT to be used for crime trend analysis as not all occurrences are included.
- Data groupings within this report do not match traditional crime groupings seen in other public reports such as the OPP Police Services Board reports or Statistics Canada reporting.



Windsor & Essex County Crime Stoppers Police Coordinator Report July 1st – July 31st, 2023

Overview

Crime Stoppers exists to provide a means for the public to pass along anonymous information that assists in solving crimes, recovering stolen property, seizing illegal drugs, and locating those for whom there is an outstanding warrant of arrest. Locally, the program is operated jointly as Windsor-Essex County Crime Stoppers and has the responsibility to receive and disseminate information to all law enforcement agencies within Essex County.

Program Education and Community Events

- July 1st - Canada Day Parade, Windsor
- July 8th - Diversity BBQ Day, Windsor
- July 9th – LaSalle Night Market
- July 19th- CTV News Recording Fraud Scam

AM800

“Crime of the Week” report with AM800 radio recorded every Monday which airs every Tuesday morning and afternoon.

- July 5th - Geraldine Butterfield case- WPS
- July 11th - Crime Stoppers Stat Report
- July 18th - Assault with machete- WPS
- July 25th - Wanted male for B/E- WPS

St. Clair College-Media Plex and Radio CJAM FM 99.1

- Last recording on April 18th for the summer.

CTV News

- Fraud Scam – Aired July 19th.

Social Media

- Daily/Weekly Facebook, Twitter and Instagram posts

Crime Stoppers Upcoming Calendar

- Charity K9 Calendar for sale 2023/2024
- August 24th - Golf Tournament – Kingsville Golf & Country Club
- Every Wednesday in August Pasta Dinner Fundraiser at Riverside Sportsman Club
- Tecumseh Corn & Music Fest August 25th – August 27th

This statistical report is reflective of July 1st-31st, 2023.

Crime Stoppers tip information was distributed to the following agencies during this period.

Windsor Police Service
WPS - Amherstburg Detachment
Ontario Provincial Police
LaSalle Police Service
Ministry of Revenue and Finance
Windsor & Essex County Health Unit- Tobacco Enforcement
CBSA
ROPE

Attached documents include:

Police Coordinators Report
Monthly Statistical Report
Tip Summary Report

This Report was Prepared By:

Constable Lauren Brisco – WPS Police Coordinator

TOTAL POPULATION REPRESENTED – 398,718 (2019 CENSUS)

POPULATION (CITY) – 217,188

POPULATION (COUNTY) – 126,314

POPULATION (LASALLE) – 33,180

POPULATION (AMHERSTBURG) – 22,036

***SI on Statistical Report is “Since Inception” – 1985*

Statistic	Q1	Q2	Q3	Q4	YTD	SI
Tips Received	493	439	161	0	1,093	61,025
Tip Follow-ups	338	336	121	0	795	20,972
Calls Received	0	0	0	0	0	3,138
Arrests	21	5	3	0	29	7,087
Cases Cleared	20	4	3	0	27	10,425
Charges Laid	68	6	2	0	76	10,251
Fugitives	0	0	0	0	0	625
Administrative Discipline	0	0	0	0	0	3
# of Rewards Approved	15	7	1	0	23	1,880
Rewards Approved	\$6,850	\$1,650	\$150	\$0	\$8,650	\$1,265,735
# of Rewards Paid	7	3	0	0	10	971
Rewards Paid	\$3,800	\$950	\$0	\$0	\$4,750	\$833,652
# of Weapons Recovered	8	0	0	0	8	553
# of Vehicles Recovered	1	1	0	0	2	34
Property Recovered	\$42,250	\$80,000	\$0	\$0	\$122,250	\$13,554,173
Cash Recovered	\$14,281	\$0	\$0	\$0	\$14,281	\$604,449
Drugs Seized	\$183,780	\$0	\$0	\$0	\$183,780	\$119,513,368
Total Recovered	\$240,311	\$80,000	\$0	\$0	\$320,311	\$133,671,990

Offense Type	Count
Animal Cruelty	1
Arson	1
Assault	9
Attempt Murder	1
Breach of Condition	2
Break and Enter	5
By Law	1
Child Abuse	0
COVID-19	0
Cybercrime	1
Disqualified Driving	1
Drugs	51
Elder Abuse	1
Fraud	10
Highway Traffic Act	9
Hit and Run / Fail to Remain	3
Homicide	1
Human Smuggling	0
Human Trafficking	3
Illegal Cigarettes	1
Immigration	1
Impaired Driver	3

Indecent Act	0
Liquor (sales to minors, sales without licence)	0
Mischief	0
Missing Person	1
Motor Vehicle Collision	0
Possession of Stolen Property	0
Prostitution/Morality	2
Repeat Impaired Driver	0
Robbery	3
Sexual Assault	2
Stolen Vehicle	2
Suspended Driver	0
Suspicious Activity	5
Terrorism	0
Test Tip	0
Theft	15
Threats	0
Warrant	7
Weapons	4
<i>Other</i>	10
<i>Unknown</i>	4
Total	160