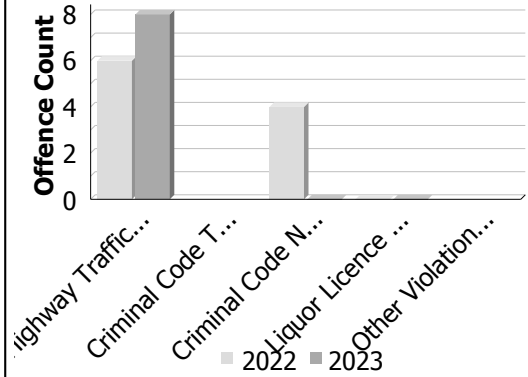


**Police Services Board Report for Lakeshore
Integrated Court Offence Network
June - 2023**

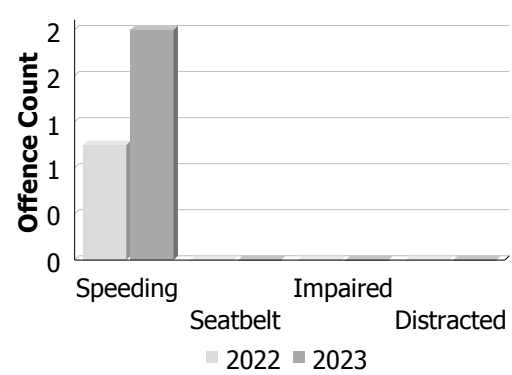
Criminal Code and Provincial Statute Charges Laid

Offence Count	June			Year to Date - June		
	2022	2023	% Change	2022	2023	% Change
Highway Traffic Act	6	8	33.3%	131	47	-64.1%
Criminal Code Traffic	--	--	--	--	--	--
CCC Non-Traffic	--	--	--	--	--	--
Liquor Licence Act	0	0	--	2	0	-100.0%
Other Violations	--	--	--	--	--	--



Traffic Related Charges

Offence Count	June			Year to Date - June		
	2022	2023	% Change	2022	2023	% Change
Speeding	1	2	100.0%	70	9	-87.1%
Seatbelt	0	0	--	0	0	--
Impaired	0	0	--	0	0	--
Distracted	0	0	--	1	0	-100.0%



Integrated Court Offence Network data is updated on a monthly basis: Data could be as much as a month and a half behind.

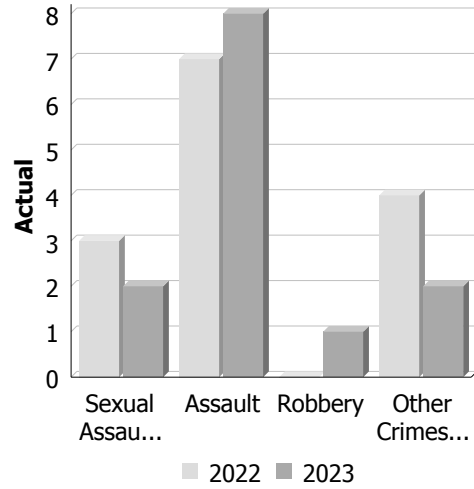
Data Utilized

- Ministry of Attorney General, Integrated Court Offence Network
- Integrated Court Offence Network Charge Business Intelligence Cube

**Police Services Board Report for Lakeshore
Records Management System
August - 2023**

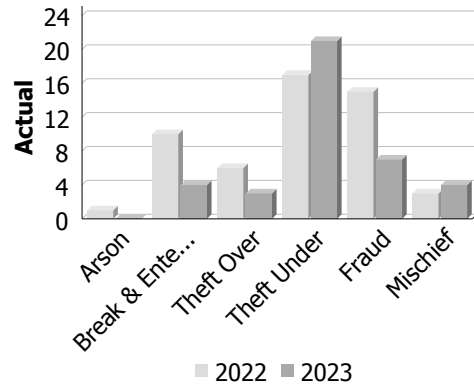
Violent Crime

Actual	August			Year to Date - August		
	2022	2023	% Change	2022	2023	% Change
Murder	0	0	--	0	1	--
Other Offences Causing Death	0	0	--	0	0	--
Attempted Murder	0	0	--	0	0	--
Sexual Assault	3	2	-33.3%	13	11	-15.4%
Assault	7	8	14.3%	39	53	35.9%
Abduction	0	0	--	0	0	--
Robbery	0	1	--	0	4	--
Other Crimes Against a Person	4	2	-50.0%	28	30	7.1%
Total	14	13	-7.1%	80	99	23.8%



Property Crime

Actual	August			Year to Date - August		
	2022	2023	% Change	2022	2023	% Change
Arson	1	0	-100.0%	3	1	-66.7%
Break & Enter	10	4	-60.0%	31	35	12.9%
Theft Over	6	3	-50.0%	39	41	5.1%
Theft Under	17	21	23.5%	136	126	-7.4%
Have Stolen Goods	0	0	--	6	1	-83.3%
Fraud	15	7	-53.3%	85	105	23.5%
Mischief	3	4	33.3%	61	44	-27.9%
Total	52	39	-25.0%	361	353	-2.2%



Drug Crime

Actual	August			Year to Date - August		
	2022	2023	% Change	2022	2023	% Change
Possession	0	0	--	1	2	100.0%
Trafficking	0	0	--	0	0	--
Importation and Production	0	0	--	0	0	--
Total	0	0	--	1	2	100.0%



**Police Services Board Report for Lakeshore
Records Management System
August - 2023**

Clearance Rate						
Clearance Rate	August			Year to Date - August		
	2022	2023	Difference	2022	2023	Difference
Violent Crime	78.6%	76.9%	-1.6%	68.8%	66.7%	-2.1%
Property Crime	11.5%	2.6%	-9.0%	14.7%	7.4%	-7.3%
Drug Crime	--	--	--	100.0%	0.0%	-100.0%
Total (Violent, Property & Drug)	30.0%	24.1%	-5.9%	27.8%	23.6%	-4.1%

Criminal Record and Vulnerable Sector Screening Checks						
Actual	August			Year to Date - August		
	2022	2023	% Change	2022	2023	% Change
Criminal Record Checks	50	57	14.0%	326	510	56.4%
Vulnerable Sector Screening Checks	199	279	40.2%	1,118	1,522	36.1%

Data contained within this report is dynamic in nature and numbers will change over time as the Ontario Provincial Police continue to investigate and solve crime.

Data Utilized

- Major Crimes
- Niche RMS All Offence Level Business Intelligence Cube

Detachment: 6E - ESSEX COUNTY

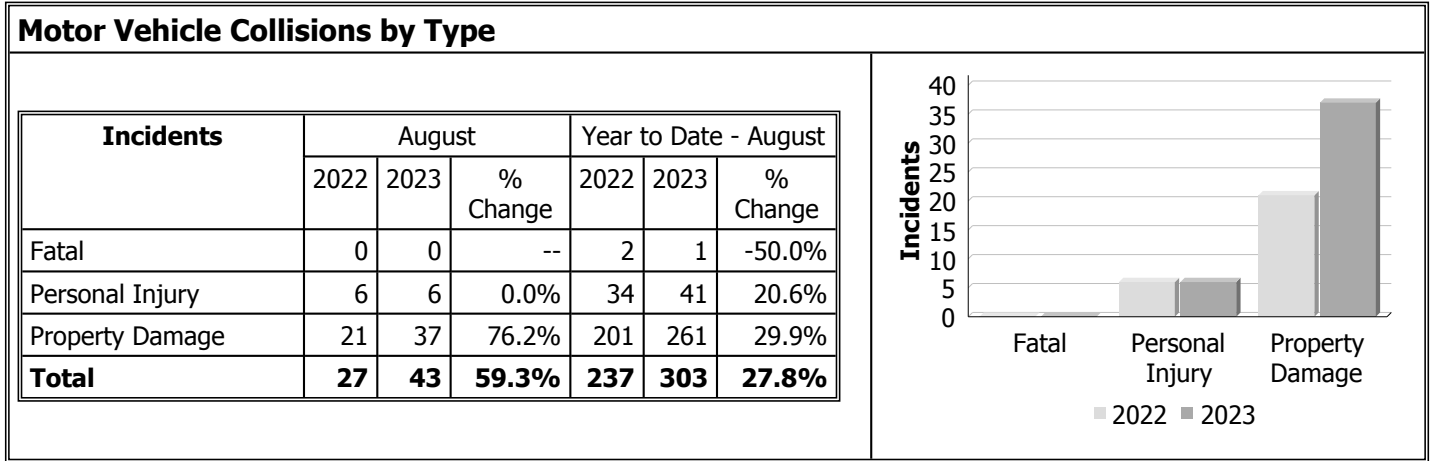
Location code(s): 6E20 - LAKESHORE

Data source date:
2023/09/09

Report Generated by:
Pharand, Lise

Report Generated on:
Sep 13, 2023 9:39:41 AM
PP-CSC-Operational Planning-4300

**Police Services Board Report for Lakeshore
Collision Reporting System
August - 2023**



Fatalities in Detachment Area							
Incidents		August			Year to Date - August		
		2022	2023	% Change	2022	2023	% Change
Motor Vehicle Collision	Fatal Incidents	0	0	--	2	1	-50.0%
	Alcohol Related	0	0	--	1	1	0.0%
Off-Road Vehicle	Fatal Incidents	0	0	--	0	0	--
	Alcohol Related	0	0	--	0	0	--
Motorized Snow Vehicle	Fatal Incidents	0	0	--	0	0	--
	Alcohol Related	0	0	--	0	0	--
Persons Killed		August			Year to Date - August		
		2022	2023	% Change	2022	2023	% Change
Motor Vehicle Collision		0	0	--	2	1	-50.0%
Off-Road Vehicle		0	0	--	0	0	--
Motorized Snow Vehicle		0	0	--	0	0	--

Data Utilized

- SQL online application reporting system – OPP CRS 2.3.09
- Collision Reporting System Business Intelligence Cube

Detachment: 6E - ESSEX
Location code(s): 6E20-LAKESHORE
Data source date:
 2023/09/12

Report Generated by:
 Pharand, Lise

Report Generated on:
 Sep 13, 2023 9:33:23 AM
 PP-CSC-Operational Planning-4300

**Police Services Board Report for Lakeshore
2023/Aug**

Public Complaints	
Policy	0
Service	0
Conduct	0

Date information collected from Professional Standards Bureau Commander Reports: 2023-09-13

Data Source

Ontario Provincial Police, Professional Standards Bureau Commander Reports

- Includes all public policy, service and conduct complaints submitted to the Office of the Independent Police Review Director (OIPRD)

Secondary Employment

Daily Activity Reporting Patrol Hours	
Total Hours	2023/Aug
Number of Cruiser Patrol Hours	332.75
Number of Motorcycle Patrol Hours	1.00
Number of Marine Patrol Hours	5.00
Number of ATV Patrol Hours	0.00
Number of Snowmobile Patrol Hours	0.00
Number of Bicycle Patrol Hours	0.00
Number of Foot Patrol Hours	37.75
Number of School Patrol Hours	0.00

Data source (Daily Activity Reporting System) date: 2023/09/30

Detachment: 6E - ESSEX COUNTY

Location code(s): 6E20 - LAKESHORE

Report Generated by:
Pharand, Lise

Report Generated on:
Sep 13, 2023 9:28:31 AM
PP-CSC-Operational Planning-4300

Ontario Provincial Police
Essex County Detachment

1219 Hicks Rd.
P.O. Box 910
Essex, Ontario
N8M 2Y2

Tel: (519) 723-2493 Fax: (519) 723-2133



Police provincial de l'Ontario
Détachement du Comté d'Essex

1219 rue Hicks
C.P. 910
Essex, Ontario
N8M 2Y2

Tel: (519) 723-2493 Télécopieur: (519) 723-2133

File Reference/

September 12, 2023

Lakeshore PSB information for the month of August:

Suspensions: 2

Charges: 123

Police Record Checks: 48

Vulnerable Sector Record Checks: 212

Jamie Smith, Staff Sergeant
Detachment Manager
Essex County O.P.P.



Calls For Service (CFS) Billing Summary Report

Town of Lakeshore August - 2023

Billing Categories <i>(Billing categories below do not match traditional crime groupings)</i>		2023				2022			
		August	Year to Date	Time Standard	Year To Date Weighted Hours	August	Year to Date	Time Standard	Year To Date Weighted Hours
Violent Criminal Code	Murder 1st Degree	0	1	15.8	15.8	0	0		0.0
	Sexual offence occurring prior to January 4, 1983	0	0		0.0	0	1	15.8	15.8
	Sexual Assault	2	12	15.8	189.6	0	6	15.8	94.8
	Sexual Interference	0	0		0.0	1	2	15.8	31.6
	Invitation to Sexual Touching	0	0		0.0	1	4	15.8	63.2
	Non-Consensual Distribution of Intimate Images	0	0		0.0	0	1	15.8	15.8
	Aggravated Assault-Level 3	1	1	15.8	15.8	0	0		0.0
	Assault With Weapon or Causing Bodily Harm-Level 2	0	9	15.8	142.2	4	9	15.8	142.2
	Assault-Level 1	9	47	15.8	742.6	5	34	15.8	537.2
	Discharge Firearm with Intent	0	3	15.8	47.4	0	0		0.0
	Pointing a Firearm	0	1	15.8	15.8	0	0		0.0
	Robbery -Master code	0	1	15.8	15.8	0	0		0.0
	Robbery, With Threat of Violence	0	1	15.8	15.8	0	0		0.0
	Robbery - Other	1	1	15.8	15.8	0	0		0.0
	Robbery of firearms	0	1	15.8	15.8	0	0		0.0
	Extortion	0	1	15.8	15.8	0	2	15.8	31.6
	Criminal Harassment	1	13	15.8	205.4	1	10	15.8	158.0
	Criminal Harassment - Offender Unknown	0	0		0.0	0	1	15.8	15.8
	Indecent/Harassing Communications	1	3	15.8	47.4	1	3	15.8	47.4
	Utter Threats -Master code	0	2	15.8	31.6	0	2	15.8	31.6
	Utter Threats to Person	0	15	15.8	237.0	2	13	15.8	205.4
	Obstruction or interference with access to health services	0	0		0.0	1	1	15.8	15.8
	Total	15	112	15.8	1,769.6	16	89	15.8	1,406.2
Property Crime Violations	Arson - Auto	0	1	6.4	6.4	0	0		0.0
	Arson - Building	0	0		0.0	0	1	6.4	6.4
	Arson - Others	0	0		0.0	1	2	6.4	12.8
	Break & Enter	4	38	6.4	243.2	10	37	6.4	236.8
	Unlawful in a dwelling house	0	1	6.4	6.4	0	0		0.0
	Theft Over -master code	0	5	6.4	32.0	0	1	6.4	6.4



Calls For Service (CFS) Billing Summary Report

Town of Lakeshore August - 2023

Billing Categories <i>(Billing categories below do not match traditional crime groupings)</i>		2023				2022			
		August	Year to Date	Time Standard	Year To Date Weighted Hours	August	Year to Date	Time Standard	Year To Date Weighted Hours
Property Crime Violations	Theft Over - Farm Equipment	0	0		0.0	0	2	6.4	12.8
	Theft Over - Construction Site	0	1	6.4	6.4	1	3	6.4	19.2
	Theft Over - Trailers	0	4	6.4	25.6	1	2	6.4	12.8
	Theft Over - Other Theft	0	1	6.4	6.4	3	8	6.4	51.2
	Theft Over - Boat (Vessel)	0	1	6.4	6.4	0	1	6.4	6.4
	Theft Over - Boat Motor	1	2	6.4	12.8	0	0		0.0
	Theft of - Mail	0	2	6.4	12.8	0	0		0.0
	Theft FROM Motor Vehicle Over \$5,000	0	3	6.4	19.2	0	1	6.4	6.4
	Theft Over \$5,000 [SHOPLIFTING]	0	1	6.4	6.4	0	0		0.0
	Theft of Motor Vehicle	1	15	6.4	96.0	0	13	6.4	83.2
	Theft of - Automobile	3	9	6.4	57.6	0	7	6.4	44.8
	Theft of - Trucks	1	4	6.4	25.6	1	5	6.4	32.0
	Theft of - Motorcycles	0	0		0.0	0	1	6.4	6.4
	Theft of - All Terrain Vehicles	0	2	6.4	12.8	0	1	6.4	6.4
	Theft of - Farm Vehicles	0	0		0.0	0	1	6.4	6.4
	Theft of - Other Motor Vehicles	0	1	6.4	6.4	0	0		0.0
	Theft Under -master code	1	17	6.4	108.8	4	11	6.4	70.4
	Theft under - Farm Equipment	0	1	6.4	6.4	0	0		0.0
	Theft under - Farm Agricultural Produce	0	1	6.4	6.4	0	0		0.0
	Theft Under - Construction Site	0	0		0.0	0	3	6.4	19.2
	Theft under - Bicycles	1	5	6.4	32.0	0	1	6.4	6.4
	Theft under - Building	1	4	6.4	25.6	0	0		0.0
	Theft under - Persons	0	0		0.0	0	2	6.4	12.8
	Theft under - Trailers	0	2	6.4	12.8	0	0		0.0
	Theft under - Other Theft	10	34	6.4	217.6	2	34	6.4	217.6
	Theft under - Boat (Vessel)	0	1	6.4	6.4	0	0		0.0
	Theft under - Boat Motor	0	1	6.4	6.4	0	0		0.0
	Theft Under - Gasoline Drive-off	2	16	6.4	102.4	0	29	6.4	185.6
	Theft FROM Motor Vehicle Under \$5,000	4	25	6.4	160.0	7	40	6.4	256.0
	Theft Under \$5,000 [SHOPLIFTING]	4	27	6.4	172.8	4	40	6.4	256.0
Possession of Stolen Goods over \$5,000	0	1	6.4	6.4	0	3	6.4	19.2	



Calls For Service (CFS) Billing Summary Report

Town of Lakeshore August - 2023

Billing Categories <i>(Billing categories below do not match traditional crime groupings)</i>		2023				2022			
		August	Year to Date	Time Standard	Year To Date Weighted Hours	August	Year to Date	Time Standard	Year To Date Weighted Hours
Property Crime Violations	Trafficking in Stolen Goods under \$5,000 (incl. possession w	0	0		0.0	0	1	6.4	6.4
	Possession of Stolen Goods under \$5,000	0	0		0.0	0	2	6.4	12.8
	Fraud -Master code	3	16	6.4	102.4	7	15	6.4	96.0
	Fraud - Steal/Forge/Poss./Use Credit Card	1	6	6.4	38.4	1	6	6.4	38.4
	Fraud - False Pretence < = \$5,000	0	0		0.0	0	2	6.4	12.8
	Fraud - Forgery & Uttering	1	1	6.4	6.4	0	0		0.0
	Fraud - Fraud through mails	0	0		0.0	1	4	6.4	25.6
	Fraud -Money/property/ security > \$5,000	0	22	6.4	140.8	1	11	6.4	70.4
	Fraud -Money/property/ security <= \$5,000	1	37	6.4	236.8	3	25	6.4	160.0
	Fraud - Transportation	0	1	6.4	6.4	0	0		0.0
	Fraud - Other	4	25	6.4	160.0	5	24	6.4	153.6
	Personation with Intent (fraud)	0	2	6.4	12.8	0	3	6.4	19.2
	Fraud - False Pretence > \$5,000	0	1	6.4	6.4	0	0		0.0
	Identity Theft	0	0		0.0	1	1	6.4	6.4
	Identity Fraud	0	2	6.4	12.8	0	3	6.4	19.2
	Mischief - master code	5	43	6.4	275.2	3	56	6.4	358.4
	Mischief [Graffiti - Non Gang Related]	1	3	6.4	19.2	0	1	6.4	6.4
	Interfere with lawful use, enjoyment of property	0	1	6.4	6.4	0	1	6.4	6.4
	Property Damage	6	24	6.4	153.6	5	29	6.4	185.6
	Total	55	410	6.4	2,624.0	61	433	6.4	2,771.2
Other Criminal Code Violations (Excluding traffic)	Offensive Weapons-Possession of Weapons	1	3	7.5	22.5	0	1	7.5	7.5
	Offensive Weapons-Restricted	0	1	7.5	7.5	0	0		0.0
	Offensive Weapons-Other Offensive Weapons	1	1	7.5	7.5	1	2	7.5	15.0
	Offensive Weapons-Other Weapons Offences	1	1	7.5	7.5	0	0		0.0
	Bail Violations -Master code	1	1	7.5	7.5	0	0		0.0
	Bail Violations - Fail To Comply	1	8	7.5	60.0	1	6	7.5	45.0
	Bail Violations - Others	0	0		0.0	0	1	7.5	7.5



Calls For Service (CFS) Billing Summary Report

Town of Lakeshore August - 2023

Billing Categories <i>(Billing categories below do not match traditional crime groupings)</i>		2023				2022			
		August	Year to Date	Time Standard	Year To Date Weighted Hours	August	Year to Date	Time Standard	Year To Date Weighted Hours
Other Criminal Code Violations (Excluding traffic)	Counterfeit Money - Master code	0	1	7.5	7.5	0	1	7.5	7.5
	Possession Of Counterfeit Money	1	2	7.5	15.0	0	0		0.0
	Uttering Counterfeit Money	1	1	7.5	7.5	0	0		0.0
	Counterfeit Money - Others	0	1	7.5	7.5	0	1	7.5	7.5
	Disturb the Peace	1	7	7.5	52.5	0	7	7.5	52.5
	Indecent acts -Master code	1	1	7.5	7.5	1	2	7.5	15.0
	Indecent acts -Other	0	1	7.5	7.5	1	1	7.5	7.5
	Indecent acts -exposure to person under 14	0	1	7.5	7.5	0	0		0.0
	Child Pornography - Possess child pornography	0	1	7.5	7.5	0	0		0.0
	Child Pornography - Making or distributing	0	0		0.0	1	1	7.5	7.5
	Obstruct Public Peace Officer	0	0		0.0	0	1	7.5	7.5
	Breach of Probation	0	2	7.5	15.0	0	3	7.5	22.5
	Disobey court order/Misconduct executing process	0	1	7.5	7.5	0	0		0.0
	Public mischief - mislead peace officer	0	0		0.0	0	1	7.5	7.5
	Common nuisance	0	1	7.5	7.5	0	0		0.0
	Total	9	35	7.5	262.5	5	28	7.5	210.0
Drug Possession	Possession Cocaine	0	1	7.1	7.1	0	0		0.0
	Possession Other Controlled Drugs and Substance Act	0	1	7.1	7.1	0	0		0.0
	Possession - Methamphetamine (Crystal Meth)	0	0		0.0	0	1	7.1	7.1
	Drug related occurrence	0	5	7.1	35.5	0	8	7.1	56.8
	Total	0	7	7.1	49.7	0	9	7.1	63.9
Drugs	Possession of cannabis for purpose of distributing	0	1	68.0	68.0	0	0		0.0
	Total	0	1	68.0	68.0	0	0		0.0
Statutes & Acts	Landlord/Tenant	2	43	3.4	146.2	2	35	3.4	119.0
	Mental Health Act	8	79	3.4	268.6	15	71	3.4	241.4
	Mental Health Act - No contact with Police	2	4	3.4	13.6	4	17	3.4	57.8
	Mental Health Act - Attempt Suicide	1	8	3.4	27.2	1	8	3.4	27.2



Calls For Service (CFS) Billing Summary Report

Town of Lakeshore August - 2023

Billing Categories <i>(Billing categories below do not match traditional crime groupings)</i>		2023				2022			
		August	Year to Date	Time Standard	Year To Date Weighted Hours	August	Year to Date	Time Standard	Year To Date Weighted Hours
Statutes & Acts	Mental Health Act - Threat of Suicide	7	39	3.4	132.6	2	33	3.4	112.2
	Mental Health Act - Voluntary Transport	2	5	3.4	17.0	1	10	3.4	34.0
	Mental Health Act - Placed on Form	1	3	3.4	10.2	3	10	3.4	34.0
	Mental Health Act - Apprehension	3	14	3.4	47.6	2	30	3.4	102.0
	Custody Dispute	0	1	3.4	3.4	0	0		0.0
	Trespass To Property Act	14	46	3.4	156.4	5	46	3.4	156.4
	Family Law Act -Custody/ Access order	0	1	3.4	3.4	0	0		0.0
	Children's Law Reform Act -Custody order	0	1	3.4	3.4	0	0		0.0
	Total	40	244	3.4	829.6	35	260	3.4	884.0
Operational	Animal -Master code	0	2	3.8	7.6	0	0		0.0
	Animal - Left in Vehicle	0	0		0.0	0	2	3.8	7.6
	Animal Bite	0	5	3.8	19.0	0	1	3.8	3.8
	Animal Stray	3	8	3.8	30.4	2	6	3.8	22.8
	Animal Injured	0	13	3.8	49.4	1	9	3.8	34.2
	Animal - Other	0	3	3.8	11.4	1	9	3.8	34.2
	Animal - Dog Owners Liability Act	0	1	3.8	3.8	0	1	3.8	3.8
	Alarm -Master code	0	0		0.0	0	1	3.8	3.8
	Domestic Disturbance	17	128	3.8	486.4	17	122	3.8	463.6
	Suspicious Person	33	192	3.8	729.6	28	169	3.8	642.2
	Phone -Master code	0	2	3.8	7.6	1	10	3.8	38.0
	Phone -Nuisance - No Charges Laid	6	23	3.8	87.4	3	25	3.8	95.0
	Phone -Obscene - No Charges Laid	0	0		0.0	0	1	3.8	3.8
	Phone -Threatening - No Charges Laid	1	7	3.8	26.6	1	5	3.8	19.0
	Phone -Other - No Charges Laid	0	4	3.8	15.2	2	9	3.8	34.2
	False Fire Alarm - Building	0	1	3.8	3.8	0	0		0.0
	Fire - Building	0	9	3.8	34.2	0	11	3.8	41.8
	Fire - Vehicle	2	4	3.8	15.2	0	3	3.8	11.4
	Fire - Other	2	7	3.8	26.6	1	3	3.8	11.4
	Insecure Condition - Master code	1	4	3.8	15.2	0	4	3.8	15.2
Insecure Condition - Building	1	2	3.8	7.6	0	0		0.0	



Calls For Service (CFS) Billing Summary Report

Town of Lakeshore August - 2023

Billing Categories <i>(Billing categories below do not match traditional crime groupings)</i>		2023				2022			
		August	Year to Date	Time Standard	Year To Date Weighted Hours	August	Year to Date	Time Standard	Year To Date Weighted Hours
Operational	Missing Person -Master code	0	0		0.0	0	3	3.8	11.4
	Missing Person under 12	0	2	3.8	7.6	0	0		0.0
	Missing Person 12 & older	0	7	3.8	26.6	3	11	3.8	41.8
	Missing Person Located Under 12	0	1	3.8	3.8	0	0		0.0
	Missing Person Located 12 & older	0	12	3.8	45.6	2	9	3.8	34.2
	Noise Complaint -Master code	4	9	3.8	34.2	0	8	3.8	30.4
	Noise Complaint - Vehicle	0	1	3.8	3.8	0	0		0.0
	Noise Complaint - Residence	0	0		0.0	0	1	3.8	3.8
	Noise Complaint - Animal	1	4	3.8	15.2	0	3	3.8	11.4
	Accident - non-MVC - Master code	0	0		0.0	0	4	3.8	15.2
	Found Property -Master code	3	36	3.8	136.8	8	39	3.8	148.2
	Found - License Plate	0	1	3.8	3.8	0	4	3.8	15.2
	Found-Personal Accessories	1	3	3.8	11.4	0	4	3.8	15.2
	Found-Household Property	0	0		0.0	0	1	3.8	3.8
	Found-Sporting Goods, Hobby Equip.	0	1	3.8	3.8	0	0		0.0
	Found-Machinery & Tools	0	0		0.0	0	1	3.8	3.8
	Found-Bicycles	1	3	3.8	11.4	0	0		0.0
	Found - Gun	0	0		0.0	0	2	3.8	7.6
	Found-Others	7	19	3.8	72.2	2	17	3.8	64.6
	Lost Property -Master code	3	15	3.8	57.0	4	16	3.8	60.8
	Lost License Plate	0	2	3.8	7.6	0	2	3.8	7.6
	Lost Disabled Parking Permit	0	1	3.8	3.8	0	1	3.8	3.8
	Lost - Vehicle Accessories	1	2	3.8	7.6	0	1	3.8	3.8
	Lost-Personal Accessories	2	6	3.8	22.8	1	10	3.8	38.0
	Lost-Jewellery	0	1	3.8	3.8	0	0		0.0
	Lost-Radio, TV, Sound-Reprod. Equip.	0	2	3.8	7.6	0	0		0.0
	Lost-Sporting Goods, Hobby Equip.	0	1	3.8	3.8	0	0		0.0
	Lost-Machinery & Tools	0	0		0.0	0	2	3.8	7.6
	Lost - Gun	0	2	3.8	7.6	0	0		0.0



Calls For Service (CFS) Billing Summary Report

Town of Lakeshore August - 2023

Billing Categories <i>(Billing categories below do not match traditional crime groupings)</i>		2023				2022			
		August	Year to Date	Time Standard	Year To Date Weighted Hours	August	Year to Date	Time Standard	Year To Date Weighted Hours
Operational	Lost-Others	4	20	3.8	76.0	3	11	3.8	41.8
	Sudden Death - Suicide	0	2	3.8	7.6	0	2	3.8	7.6
	Sudden Death - Natural Causes	0	15	3.8	57.0	1	17	3.8	64.6
	Sudden Death - Others	0	2	3.8	7.6	0	2	3.8	7.6
	Sudden Death - Apparent Overdose-Overdose	0	1	3.8	3.8	1	3	3.8	11.4
	Suspicious Vehicle	18	128	3.8	486.4	15	88	3.8	334.4
	Trouble with Youth	13	99	3.8	376.2	17	89	3.8	338.2
	Medical Assistance - Other	0	0		0.0	1	2	3.8	7.6
	Vehicle Recovered - Master code	1	1	3.8	3.8	0	1	3.8	3.8
	Vehicle Recovered - Automobile	4	22	3.8	83.6	1	19	3.8	72.2
	Vehicle Recovered - Trucks	2	4	3.8	15.2	0	9	3.8	34.2
	Vehicle Recovered - Motorcycles	0	0		0.0	1	1	3.8	3.8
	Vehicle Recovered - All Terrain Veh	0	1	3.8	3.8	0	0		0.0
	Vehicle Recovered - Other	0	1	3.8	3.8	0	1	3.8	3.8
	Unwanted Persons	4	28	3.8	106.4	6	38	3.8	144.4
	Neighbour Dispute	11	114	3.8	433.2	18	105	3.8	399.0
	By-Law -Master code	0	6	3.8	22.8	2	8	3.8	30.4
	Noise By-Law	38	148	3.8	562.4	19	109	3.8	414.2
	Dogs By-Law	4	39	3.8	148.2	3	22	3.8	83.6
	Firearms (Discharge) By-Law	0	0		0.0	1	6	3.8	22.8
	Smoking By-Law	1	1	3.8	3.8	0	0		0.0
	Other Municipal By-Laws	5	28	3.8	106.4	1	25	3.8	95.0
	Fireworks By-Law	1	4	3.8	15.2	0	2	3.8	7.6
	Traffic By-Law	11	56	3.8	212.8	9	53	3.8	201.4
	Taxi By-Law	0	0		0.0	0	2	3.8	7.6
	Overdose/Suspected Overdose - Opioid Related	1	1	3.8	3.8	0	0		0.0
	Overdose/Suspected Overdose - Naloxone by Police	0	0		0.0	1	1	3.8	3.8
	Assist Fire Department	1	6	3.8	22.8	0	1	3.8	3.8
	Assist Public	5	76	3.8	288.8	15	134	3.8	509.2
	Distressed/Overdue Motorist	0	1	3.8	3.8	0	3	3.8	11.4



Calls For Service (CFS) Billing Summary Report

Town of Lakeshore August - 2023

Billing Categories <i>(Billing categories below do not match traditional crime groupings)</i>		2023				2022			
		August	Year to Date	Time Standard	Year To Date Weighted Hours	August	Year to Date	Time Standard	Year To Date Weighted Hours
Operational	Family Dispute	8	111	3.8	421.8	19	128	3.8	486.4
	Protest - Demonstration	0	0		0.0	0	2	3.8	7.6
	Total	221	1,461	3.8	5,551.8	211	1,414	3.8	5,373.2
Operational2	False Alarm-Accidental Trip	0	4	1.4	5.6	1	1	1.4	1.4
	False Alarm-Malfunction	3	16	1.4	22.4	1	9	1.4	12.6
	False Holdup Alarm-Accidental Trip	5	17	1.4	23.8	4	27	1.4	37.8
	False Alarm -Others	51	200	1.4	280.0	45	250	1.4	350.0
	False Alarm -Cancelled	0	6	1.4	8.4	0	4	1.4	5.6
	Keep the Peace	15	88	1.4	123.2	10	76	1.4	106.4
	911 call / 911 hang up	7	59	1.4	82.6	6	62	1.4	86.8
	911 hang up - Pocket Dial	0	3	1.4	4.2	0	0		0.0
	911 call - Dropped Cell	3	81	1.4	113.4	8	60	1.4	84.0
	Total	84	474	1.4	663.6	75	489	1.4	684.6
Traffic	MVC (MOTOR VEHICLE COLLISION) -Master code	0	4	3.7	14.8	0	4	3.7	14.8
	MVC - Personal Injury (MOTOR VEHICLE COLLISION)	5	34	3.7	125.8	5	39	3.7	144.3
	MVC - Prop. Dam. Non Reportable	12	76	3.7	281.2	6	66	3.7	244.2
	MVC - Prop. Dam. Reportable (MOTOR VEHICLE COLLISION)	24	190	3.7	703.0	24	208	3.7	769.6
	MVC - Prop. Dam. Failed to Remain (MOTOR VEHICLE COLLISION)	5	32	3.7	118.4	5	24	3.7	88.8
	MVC - Fatal (MOTOR VEHICLE COLLISION)	0	0		0.0	0	2	3.7	7.4
	MVC - Others (MOTOR VEHICLE COLLISION)	0	0		0.0	0	4	3.7	14.8
	Road Rage	0	0		0.0	0	1	3.7	3.7
	Total	46	336	3.7	1,243.2	40	348	3.7	1,287.6
Total	470	3,080		13,062.0	443	3,070		12,680.7	

Note to Detachment Commanders:

- The content of each report is to be shared by the Detachment Commander only with the municipality for which it was generated. The municipality may treat this as a public document and distribute it as they wish.
- All data is sourced from the Niche RMS application. Included are 'reported' occurrences (actuals and unfounded occurrences) for 'billable' occurrences ONLY. Data is refreshed on a weekly basis.
- The Traffic category includes motor vehicle collision (MVC) occurrences entered into Niche (UCR code 8521). MVCs are NOT sourced from the eCRS application for this report.
- Only the primary violation is counted within an occurrence.
- Time standards displayed are for the 2023 billing period.



Calls For Service (CFS) Billing Summary Report

Town of Lakeshore
August - 2023

Note to Municipalities:

- Data contained within this report is dynamic in nature and numbers will change over time as the Ontario Provincial Police continues to investigate and solve crime.
- This report is NOT to be used for crime trend analysis as not all occurrences are included.
- Data groupings within this report do not match traditional crime groupings seen in other public reports such as the OPP Police Services Board reports or Statistics Canada reporting.



Windsor & Essex County Crime Stoppers

Police Coordinator Report

August 1st-31st, 2023

Overview

Crime Stoppers exists to provide a means for the public to pass along anonymous information that assists in solving crimes, recovering stolen property, seizing illegal drugs, and locating those for whom there is an outstanding warrant of arrest. Locally, the program is operated jointly as Windsor-Essex County Crime Stoppers and has the responsibility to receive and disseminate information to all law enforcement agencies within Essex County.

Program Education and Community Events

- Weekly pasta fundraiser at Riverside Sportsmen Club

AM800

“Crime of the Week” report with AM800 radio recorded every Monday which airs every Tuesday morning and afternoon.

- August 1st – Report Suspicious Marine Activity
- August 8th – Break in to 7500 Block of Tecumseh Road East – WPS
- August 14th – Theft of transport truck – WPS
- August 21st – Theft of motor vehicle 300 Block of Riverside Dr. E. – WPS
- August 28th – Two suspects wanted for attempted murder - WPS

St. Clair College-Media Plex and Radio CJAM FM 99.1

- Recorded weekly – Crime of the Week – TO RESUME IN SEPTEMBER

CTV News

- Break in/ theft and graffiti to Municipality of Leamington property – Aired August 29th

Social Media

- Daily/Weekly Facebook, Twitter and Instagram posts

Crime Stoppers Upcoming Calendar

- Charity K9 Calendar for 2023/2024
- Crime Stoppers Golf Tournament – Rescheduled due to weather to September 13th
- City Market – September 1st and 2nd
- Scare House Fundraiser – September 15th
- Open Streets Windsor – September 17th
- Northern National Collectors Convention at Ceasars Windsor – September 29th-October 1st
- Broomsticks and Brushes Event at Tecumseh Mall – October 21st
- Wild Game Dinner at Colasanti’s Tropical Garden – November 17th

This statistical report is reflective of August 1st-31st, 2023.

Crime Stoppers tip information was distributed to the following agencies during this period.

Windsor Police Service

WPS - Amherstburg Detachment

Ontario Provincial Police

LaSalle Police Service

Ministry of Revenue and Finance

Windsor & Essex County Health Unit- Tobacco Enforcement

CBSA

ROPE

Windsor Police Criminal Intelligence Unit – Cannabis Enforcement

Attached documents include:

Police Coordinators Report

Monthly Statistical Report

Tip Summary Report

This Report was Prepared By:

Constable Sarah Werstein – Ontario Provincial Police

TOTAL POPULATION REPRESENTED – 398,718 (2019 CENSUS)

POPULATION (CITY) – 217,188

POPULATION (COUNTY) – 126,314

POPULATION (LASALLE) – 33,180

POPULATION (AMHERSTBURG) – 22,036

***SI on Statistical Report is “Since Inception” – 1985*



Windsor - Essex County Crime Stoppers - Statistical Report

Filter Date: December 2023 Run Date: 2023/09/01

Statistic	Jan	Feb	Mar	Apr	May	Jun	Jul	Aug	Sep	Oct	Nov	Dec
Tips Received	175	166	152	135	162	142	159	155	1	0	0	0
Tip Follow-ups	138	100	100	85	126	125	121	131	0	0	0	0
Arrests	4	8	9	3	2	0	3	4	0	0	0	0
Cases Cleared	2	7	11	2	2	0	3	2	0	0	0	0
Charges Laid	18	24	26	4	2	0	2	12	0	0	0	0
Fugitives	0	0	0	0	0	0	0	0	0	0	0	0
Administrative Discipline	0	0	0	0	0	0	0	0	0	0	0	0
# of Rewards Approved	1	6	8	3	2	2	0	3	0	0	0	0
Rewards Approved	\$750	\$2,700	\$3,400	\$1,000	\$300	\$350	\$0	\$400	\$0	\$0	\$0	\$0
# of Rewards Paid	0	3	4	2	0	1	0	0	0	0	0	0
Rewards Paid	\$0	\$1,100	\$2,700	\$800	\$0	\$150	\$0	\$0	\$0	\$0	\$0	\$0
# of Weapons Recovered	0	3	5	0	0	0	0	0	0	0	0	0
# of Vehicles Recovered	0	1	0	1	0	0	0	0	0	0	0	0
Property Recovered	\$0	\$38,750	\$3,500	\$80,000	\$0	\$0	\$0	\$0	\$0	\$0	\$0	\$0
Cash Recovered	\$910	\$13,021	\$350	\$0	\$0	\$0	\$0	\$530	\$0	\$0	\$0	\$0
Drugs Seized	\$49,250	\$62,300	\$72,230	\$0	\$0	\$0	\$0	\$3,680	\$0	\$0	\$0	\$0
Total Recovered	\$50,160	\$114,071	\$76,080	\$80,000	\$0	\$0	\$0	\$4,210	\$0	\$0	\$0	\$0

Statistic	Q1	Q2	Q3	Q4	YTD	SI
Tips Received	493	439	315	0	1,247	61,179
Tip Follow-ups	338	336	252	0	926	21,103
Calls Received	0	0	0	0	0	3,138
Arrests	21	5	7	0	33	7,091
Cases Cleared	20	4	5	0	29	10,427
Charges Laid	68	6	14	0	88	10,263
Fugitives	0	0	0	0	0	625
Administrative Discipline	0	0	0	0	0	3
# of Rewards Approved	15	7	3	0	25	1,882
Rewards Approved	\$6,850	\$1,650	\$400	\$0	\$8,900	\$1,265,985
# of Rewards Paid	7	3	0	0	10	971
Rewards Paid	\$3,800	\$950	\$0	\$0	\$4,750	\$833,652
# of Weapons Recovered	8	0	0	0	8	553
# of Vehicles Recovered	1	1	0	0	2	34
Property Recovered	\$42,250	\$80,000	\$0	\$0	\$122,250	\$13,554,173
Cash Recovered	\$14,281	\$0	\$530	\$0	\$14,811	\$604,979
Drugs Seized	\$183,780	\$0	\$3,680	\$0	\$187,460	\$119,517,048
Total Recovered	\$240,311	\$80,000	\$4,210	\$0	\$324,521	\$133,676,200

Windsor - Essex County Crime Stoppers Tip Summary Report

Created Date: 2023/08/01 to 2023/08/31

Offense Type	Count
Animal Cruelty	1
Arson	2
Assault	2
Attempt Murder	9
Breach of Condition	2
Break and Enter	2
By Law	2
Child Abuse	3
COVID-19	0
Cybercrime	0
Disqualified Driving	4
Drugs	35
Elder Abuse	1
Fraud	40
Highway Traffic Act	2
Hit and Run / Fail to Remain	0
Homicide	1
Human Smuggling	0
Human Trafficking	1
Illegal Cigarettes	1
Immigration	1

Impaired Driver	2
Indecent Act	0
Liquor (sales to minors, sales without licence)	0
Mischief	4
Missing Person	0
Motor Vehicle Collision	0
Possession of Stolen Property	3
Prostitution/Morality	0
Repeat Impaired Driver	0
Robbery	0
Sexual Assault	1
Stolen Vehicle	1
Suspended Driver	1
Suspicious Activity	7
Terrorism	1
Test Tip	0
Theft	11
Threats	0
Warrant	5
Weapons	2
<i>Other</i>	5
<i>Unknown</i>	3
Total	155