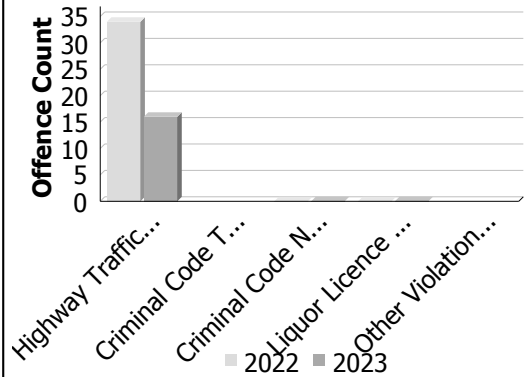


**Police Services Board Report for Lakeshore  
Integrated Court Offence Network  
September - 2023**

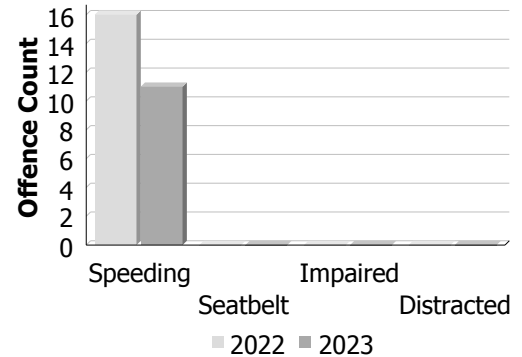
**Criminal Code and Provincial Statute Charges Laid**

Offence Count	September			Year to Date - September		
	2022	2023	% Change	2022	2023	% Change
Highway Traffic Act	34	16	-52.9%	186	132	-29.0%
Criminal Code Traffic	--	--	--	--	--	--
CCC Non-Traffic	--	--	--	--	--	--
Liquor Licence Act	0	0	--	2	0	-100.0%
Other Violations	--	--	--	--	--	--



**Traffic Related Charges**

Offence Count	September			Year to Date - September		
	2022	2023	% Change	2022	2023	% Change
Speeding	16	11	-31.2%	92	56	-39.1%
Seatbelt	0	0	--	0	0	--
Impaired	0	0	--	0	0	--
Distracted	0	0	--	1	1	0.0%



Integrated Court Offence Network data is updated on a monthly basis: Data could be as much as a month and a half behind.

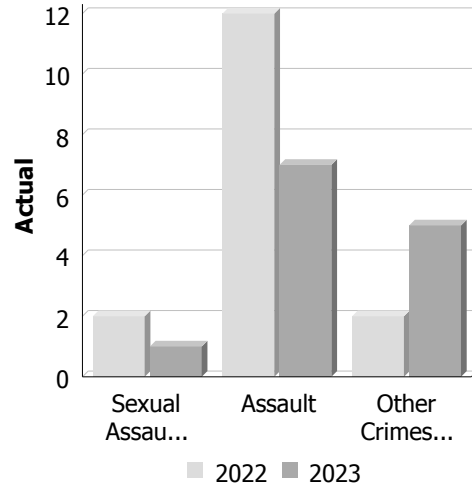
**Data Utilized**

- Ministry of Attorney General, Integrated Court Offence Network
- Integrated Court Offence Network Charge Business Intelligence Cube

**Police Services Board Report for Lakeshore  
Records Management System  
September - 2023**

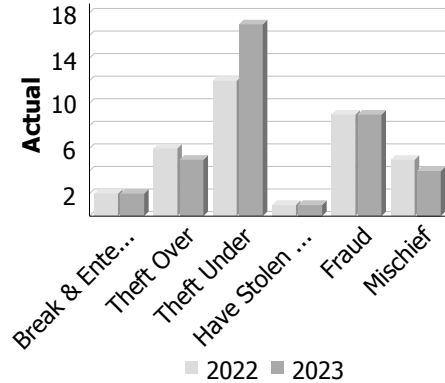
**Violent Crime**

Actual	September			Year to Date - September		
	2022	2023	% Change	2022	2023	% Change
Murder	0	0	--	0	1	--
Other Offences Causing Death	0	0	--	0	0	--
Attempted Murder	0	0	--	0	0	--
Sexual Assault	2	1	-50.0%	15	13	-13.3%
Assault	12	7	-41.7%	51	61	19.6%
Abduction	0	0	--	0	0	--
Robbery	0	0	--	0	5	--
Other Crimes Against a Person	2	5	150.0%	30	38	26.7%
<b>Total</b>	<b>16</b>	<b>13</b>	<b>-18.8%</b>	<b>96</b>	<b>118</b>	<b>22.9%</b>



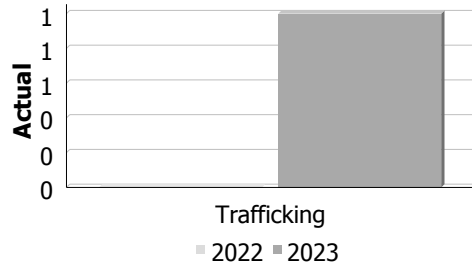
**Property Crime**

Actual	September			Year to Date - September		
	2022	2023	% Change	2022	2023	% Change
Arson	0	0	--	3	1	-66.7%
Break & Enter	2	2	0.0%	33	40	21.2%
Theft Over	6	5	-16.7%	45	48	6.7%
Theft Under	12	17	41.7%	148	145	-2.0%
Have Stolen Goods	1	1	0.0%	7	2	-71.4%
Fraud	9	9	0.0%	94	116	23.4%
Mischief	5	4	-20.0%	66	48	-27.3%
<b>Total</b>	<b>35</b>	<b>38</b>	<b>8.6%</b>	<b>396</b>	<b>400</b>	<b>1.0%</b>



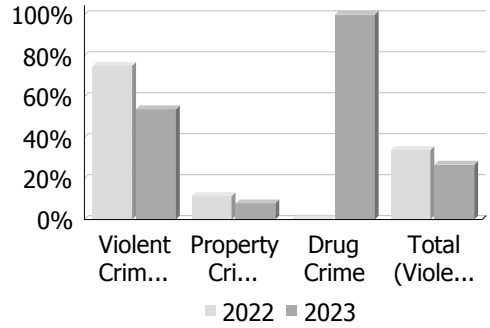
**Drug Crime**

Actual	September			Year to Date - September		
	2022	2023	% Change	2022	2023	% Change
Possession	0	0	--	1	2	100.0%
Trafficking	0	1	--	0	1	--
Importation and Production	0	0	--	0	0	--
<b>Total</b>	<b>0</b>	<b>1</b>	<b>--</b>	<b>1</b>	<b>3</b>	<b>200.0%</b>

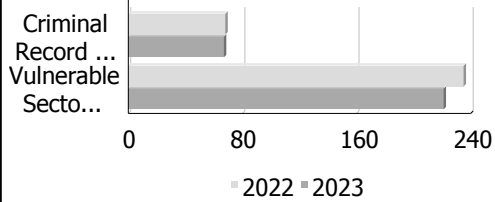


**Police Services Board Report for Lakeshore  
Records Management System  
September - 2023**

<b>Clearance Rate</b>						
<b>Clearance Rate</b>	September			Year to Date - September		
	2022	2023	Difference	2022	2023	Difference
Violent Crime	75.0%	53.8%	-21.2%	69.8%	66.1%	-3.7%
Property Crime	11.4%	7.9%	-3.5%	14.4%	8.0%	-6.4%
Drug Crime	--	100.0%	--	100.0%	33.3%	-66.7%
<b>Total (Violent, Property &amp; Drug)</b>	<b>34.0%</b>	<b>26.8%</b>	<b>-7.2%</b>	<b>28.4%</b>	<b>24.8%</b>	<b>-3.6%</b>



<b>Criminal Record and Vulnerable Sector Screening Checks</b>						
<b>Actual</b>	September			Year to Date - September		
	2022	2023	% Change	2022	2023	% Change
Criminal Record Checks	68	67	-1.5%	394	578	46.7%
Vulnerable Sector Screening Checks	235	221	-6.0%	1,353	1,745	29.0%

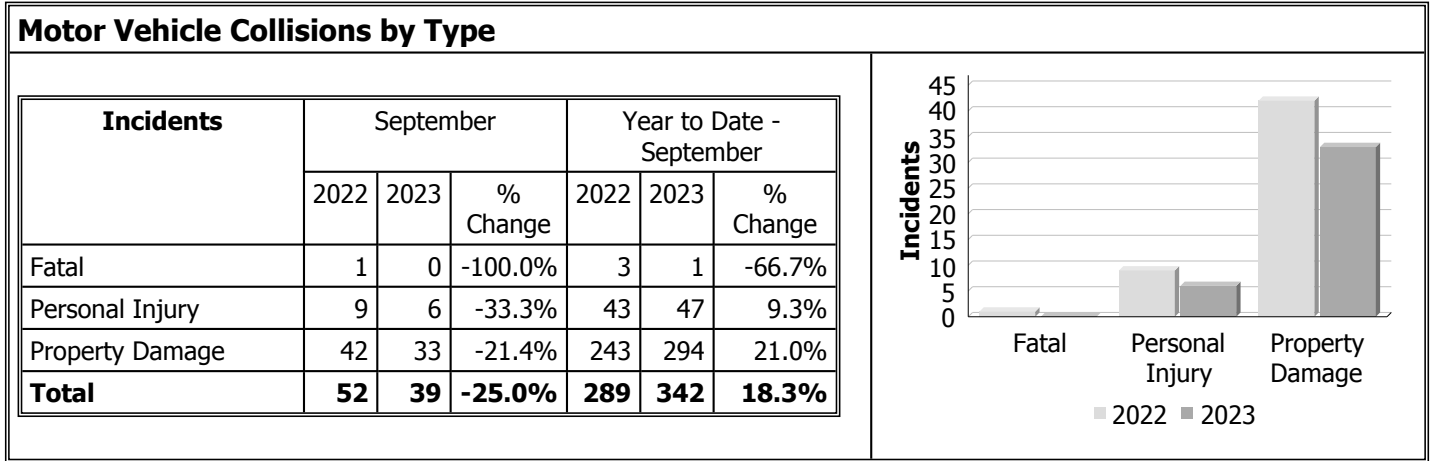


Data contained within this report is dynamic in nature and numbers will change over time as the Ontario Provincial Police continue to investigate and solve crime.

**Data Utilized**

- Major Crimes
- Niche RMS All Offence Level Business Intelligence Cube

**Police Services Board Report for Lakeshore  
Collision Reporting System  
September - 2023**



**Fatalities in Detachment Area**

Incidents		September			Year to Date - September		
		2022	2023	% Change	2022	2023	% Change
Motor Vehicle Collision	Fatal Incidents	1	0	-100.0%	3	1	-66.7%
	Alcohol Related	0	0	--	1	1	0.0%
Off-Road Vehicle	Fatal Incidents	0	0	--	0	0	--
	Alcohol Related	0	0	--	0	0	--
Motorized Snow Vehicle	Fatal Incidents	0	0	--	0	0	--
	Alcohol Related	0	0	--	0	0	--

Persons Killed	September			Year to Date - September		
	2022	2023	% Change	2022	2023	% Change
Motor Vehicle Collision	2	0	-100.0%	4	1	-75.0%
Off-Road Vehicle	0	0	--	0	0	--
Motorized Snow Vehicle	0	0	--	0	0	--

**Data Utilized**

- SQL online application reporting system – OPP CRS 2.3.09
- Collision Reporting System Business Intelligence Cube

**Detachment:** 6E - ESSEX  
**Location code(s):** 6E20-LAKESHORE  
**Data source date:**  
 2023/10/15

**Report Generated by:**  
 Pharand, Lise

**Report Generated on:**  
 Oct 16, 2023 1:54:30 PM  
 PP-CSC-Operational Planning-4300

**Police Services Board Report for Lakeshore  
2023/Sep**

<b>Public Complaints</b>	
Policy	0
Service	0
Conduct	0

**Date information collected from Professional Standards Bureau Commander Reports:** 2023-10-16

**Data Source**

Ontario Provincial Police, Professional Standards Bureau Commander Reports

- Includes all public policy, service and conduct complaints submitted to the Office of the Independent Police Review Director (OIPRD)

<b>Secondary Employment</b>

<b>Daily Activity Reporting Patrol Hours</b>	
<b>Total Hours</b>	<b>2023/Sep</b>
Number of Cruiser Patrol Hours	370.25
Number of Motorcycle Patrol Hours	0.00
Number of Marine Patrol Hours	0.00
Number of ATV Patrol Hours	0.00
Number of Snowmobile Patrol Hours	0.00
Number of Bicycle Patrol Hours	0.00
Number of Foot Patrol Hours	42.25
Number of School Patrol Hours	1.00

**Data source (Daily Activity Reporting System) date:** 2023/10/14

**Detachment:** 6E - ESSEX COUNTY

**Location code(s):** 6E20 - LAKESHORE

**Report Generated by:**  
Pharand, Lise

**Report Generated on:**  
Oct 16, 2023 1:50:46 PM  
PP-CSC-Operational Planning-4300

Ontario Provincial Police  
Essex County Detachment

1219 Hicks Rd.  
P.O. Box 910  
Essex, Ontario  
N8M 2Y2

Tel: (519) 723-2493 Fax: (519) 723-2133



Police provincial de l'Ontario  
Détachement du Comté d'Essex

1219 rue Hicks  
C.P. 910  
Essex, Ontario  
N8M 2Y2

Tel: (519) 723-2493 Télécopieur: (519) 723-2133

File Reference/

October 16, 2023

Lakeshore PSB information for the month of September:

Suspensions: 7

Charges: 140

Police Record Checks: 34

Vulnerable Sector Record Checks: 132

Jamie Smith, Staff Sergeant  
Detachment Manager  
Essex County O.P.P.



## Calls For Service (CFS) Billing Summary Report

### Town of Lakeshore September - 2023

Billing Categories <i>(Billing categories below do not match traditional crime groupings)</i>		2023				2022			
		September	Year to Date	Time Standard	Year To Date Weighted Hours	September	Year to Date	Time Standard	Year To Date Weighted Hours
Violent Criminal Code	Murder 1st Degree	0	1	15.8	15.8	0	0		0.0
	Sexual offence occurring prior to January 4, 1983	0	0		0.0	0	1	15.8	15.8
	Sexual Assault	0	12	15.8	189.6	2	8	15.8	126.4
	Sexual Interference	1	1	15.8	15.8	0	2	15.8	31.6
	Invitation to Sexual Touching	0	0		0.0	0	4	15.8	63.2
	Incest	0	1	15.8	15.8	0	0		0.0
	Non-Consensual Distribution of Intimate Images	0	0		0.0	0	1	15.8	15.8
	Aggravated Assault-Level 3	0	1	15.8	15.8	0	0		0.0
	Assault With Weapon or Causing Bodily Harm-Level 2	0	9	15.8	142.2	2	11	15.8	173.8
	Assault-Level 1	7	54	15.8	853.2	10	44	15.8	695.2
	Discharge Firearm with Intent	0	3	15.8	47.4	0	0		0.0
	Pointing a Firearm	0	1	15.8	15.8	0	0		0.0
	Assault Peace Officer	0	0		0.0	1	1	15.8	15.8
	Criminal Negligence: Bodily Harm	0	1	15.8	15.8	0	0		0.0
	Robbery -Master code	0	1	15.8	15.8	0	0		0.0
	Robbery, With Threat of Violence	0	1	15.8	15.8	0	0		0.0
	Robbery - Other	0	2	15.8	31.6	0	0		0.0
	Robbery of firearms	0	1	15.8	15.8	0	0		0.0
	Extortion	0	1	15.8	15.8	0	2	15.8	31.6
	Criminal Harassment	2	16	15.8	252.8	1	11	15.8	173.8
	Criminal Harassment - Offender Unknown	1	1	15.8	15.8	0	1	15.8	15.8
	Indecent/Harassing Communications	0	4	15.8	63.2	0	3	15.8	47.4
	Utter Threats -Master code	1	3	15.8	47.4	0	2	15.8	31.6
	Utter Threats to Person	1	17	15.8	268.6	2	15	15.8	237.0
	Obstruction or interference with access to health services	0	0		0.0	0	1	15.8	15.8
	<b>Total</b>	<b>13</b>	<b>131</b>	<b>15.8</b>	<b>2,069.8</b>	<b>18</b>	<b>107</b>	<b>15.8</b>	<b>1,690.6</b>



## Calls For Service (CFS) Billing Summary Report

### Town of Lakeshore September - 2023

Billing Categories <i>(Billing categories below do not match traditional crime groupings)</i>		2023				2022			
		September	Year to Date	Time Standard	Year To Date Weighted Hours	September	Year to Date	Time Standard	Year To Date Weighted Hours
Property Crime Violations	Arson - Auto	0	1	6.4	6.4	0	0		0.0
	Arson - Building	0	0		0.0	0	1	6.4	6.4
	Arson - Others	0	0		0.0	0	2	6.4	12.8
	Break & Enter	2	43	6.4	275.2	1	38	6.4	243.2
	Unlawful in a dwelling house	0	1	6.4	6.4	1	1	6.4	6.4
	Theft Over -master code	0	5	6.4	32.0	0	1	6.4	6.4
	Theft Over - Farm Equipment	0	0		0.0	0	2	6.4	12.8
	Theft Over - Construction Site	0	1	6.4	6.4	0	3	6.4	19.2
	Theft Over - Trailers	1	5	6.4	32.0	0	2	6.4	12.8
	Theft Over - Other Theft	2	3	6.4	19.2	0	8	6.4	51.2
	Theft Over - Boat (Vessel)	0	1	6.4	6.4	0	1	6.4	6.4
	Theft Over - Boat Motor	0	2	6.4	12.8	0	0		0.0
	Theft of - Mail	0	2	6.4	12.8	0	0		0.0
	Theft FROM Motor Vehicle Over \$5,000	0	3	6.4	19.2	0	1	6.4	6.4
	Theft Over \$5,000 [SHOPLIFTING]	0	1	6.4	6.4	0	0		0.0
	Theft of Motor Vehicle	2	19	6.4	121.6	4	17	6.4	108.8
	Theft of - Automobile	0	9	6.4	57.6	1	8	6.4	51.2
	Theft of - Trucks	1	5	6.4	32.0	0	5	6.4	32.0
	Theft of - Motorcycles	0	0		0.0	1	2	6.4	12.8
	Theft of - All Terrain Vehicles	0	2	6.4	12.8	0	1	6.4	6.4
	Theft of - Farm Vehicles	0	0		0.0	0	1	6.4	6.4
	Theft of - Other Motor Vehicles	0	1	6.4	6.4	0	0		0.0
	Theft Under -master code	3	21	6.4	134.4	1	12	6.4	76.8
	Theft under - Farm Equipment	0	1	6.4	6.4	0	0		0.0
Theft under - Farm Agricultural Produce	0	1	6.4	6.4	0	0		0.0	
Theft Under - Construction Site	0	0		0.0	0	3	6.4	19.2	
Theft under - Bicycles	1	6	6.4	38.4	0	1	6.4	6.4	





## Calls For Service (CFS) Billing Summary Report

### Town of Lakeshore September - 2023

Billing Categories <i>(Billing categories below do not match traditional crime groupings)</i>		2023				2022			
		September	Year to Date	Time Standard	Year To Date Weighted Hours	September	Year to Date	Time Standard	Year To Date Weighted Hours
Theft under - Building	0	3	6.4	19.2	0	0		0.0	
Theft under - Persons	0	0		0.0	0	2	6.4	12.8	
Theft under - Trailers	1	3	6.4	19.2	0	0		0.0	
Theft under - Other Theft	5	39	6.4	249.6	4	38	6.4	243.2	
Theft under - Boat (Vessel)	0	1	6.4	6.4	0	0		0.0	
Theft under - Boat Motor	0	1	6.4	6.4	0	0		0.0	
Theft Under - Gasoline Drive-off	0	16	6.4	102.4	1	30	6.4	192.0	
Theft Under - Mine Equipment/Property	0	0		0.0	1	1	6.4	6.4	
Theft FROM Motor Vehicle Under \$5,000	1	26	6.4	166.4	3	43	6.4	275.2	
Theft Under \$5,000 [SHOPLIFTING]	3	32	6.4	204.8	3	43	6.4	275.2	
Possession of Stolen Goods over \$5,000	1	2	6.4	12.8	1	4	6.4	25.6	
Trafficking in Stolen Goods under \$5,000 (incl. possession w	0	0		0.0	0	1	6.4	6.4	
Possession of Stolen Goods under \$5,000	0	0		0.0	0	2	6.4	12.8	
Fraud -Master code	1	17	6.4	108.8	1	16	6.4	102.4	
Fraud - Steal/Forge/Poss./ Use Credit Card	0	6	6.4	38.4	1	7	6.4	44.8	
Fraud - False Pretence <= \$5,000	0	1	6.4	6.4	0	2	6.4	12.8	
Fraud - Fraud through mails	0	0		0.0	0	4	6.4	25.6	
Fraud -Money/ property/security > \$5,000	0	23	6.4	147.2	3	14	6.4	89.6	
Fraud -Money/ property/security <= \$5,000	4	42	6.4	268.8	4	29	6.4	185.6	
Fraud - Transportation	0	1	6.4	6.4	0	0		0.0	
Fraud - Other	4	29	6.4	185.6	3	27	6.4	172.8	
Personation with Intent (fraud)	0	2	6.4	12.8	0	3	6.4	19.2	
Fraud - False Pretence > \$5,000	1	2	6.4	12.8	0	0		0.0	
Identity Theft	0	0		0.0	0	1	6.4	6.4	



## Calls For Service (CFS) Billing Summary Report

### Town of Lakeshore September - 2023

Billing Categories <i>(Billing categories below do not match traditional crime groupings)</i>		2023				2022			
		September	Year to Date	Time Standard	Year To Date Weighted Hours	September	Year to Date	Time Standard	Year To Date Weighted Hours
	Identity Fraud	0	2	6.4	12.8	0	3	6.4	19.2
	Mischief - master code	6	49	6.4	313.6	4	60	6.4	384.0
	Mischief [Graffiti - Non Gang Related]	0	3	6.4	19.2	1	2	6.4	12.8
	Interfere with lawful use, enjoyment of property	0	1	6.4	6.4	0	1	6.4	6.4
	Property Damage	2	26	6.4	166.4	6	35	6.4	224.0
	<b>Total</b>	<b>41</b>	<b>460</b>	<b>6.4</b>	<b>2,944.0</b>	<b>45</b>	<b>478</b>	<b>6.4</b>	<b>3,059.2</b>
Other Criminal Code Violations (Excluding traffic)	Offensive Weapons-Possession of Weapons	0	3	7.5	22.5	0	1	7.5	7.5
	Offensive Weapons-Restricted	0	1	7.5	7.5	0	0		0.0
	Offensive Weapons-Other Offensive Weapons	0	1	7.5	7.5	0	2	7.5	15.0
	Offensive Weapons-Other Weapons Offences	0	1	7.5	7.5	0	0		0.0
	Bail Violations - Master code	0	1	7.5	7.5	0	0		0.0
	Bail Violations - Fail To Comply	6	14	7.5	105.0	0	6	7.5	45.0
	Bail Violations - Others	1	1	7.5	7.5	0	1	7.5	7.5
	Bail Violations - Recognizance	0	0		0.0	1	1	7.5	7.5
	Counterfeit Money - Master code	0	1	7.5	7.5	0	1	7.5	7.5
	Possession Of Counterfeit Money	0	2	7.5	15.0	0	0		0.0
	Uttering Counterfeit Money	0	1	7.5	7.5	0	0		0.0
	Counterfeit Money - Others	0	1	7.5	7.5	0	1	7.5	7.5
	Disturb the Peace	0	7	7.5	52.5	0	7	7.5	52.5
	Indecent acts - Master code	0	0		0.0	0	2	7.5	15.0
	Indecent acts -Other	0	1	7.5	7.5	0	1	7.5	7.5
	Indecent acts - exposure to person under 14	0	1	7.5	7.5	0	0		0.0
	Child Pornography - Possess child pornography	0	1	7.5	7.5	0	0		0.0
Child Pornography - Making or distributing	0	0		0.0	0	1	7.5	7.5	



## Calls For Service (CFS) Billing Summary Report

### Town of Lakeshore September - 2023

Billing Categories <i>(Billing categories below do not match traditional crime groupings)</i>		2023				2022			
		September	Year to Date	Time Standard	Year To Date Weighted Hours	September	Year to Date	Time Standard	Year To Date Weighted Hours
Other Criminal Code Violations (Excluding traffic)	Obstruct Public Peace Officer	0	0		0.0	0	1	7.5	7.5
	Breach of Probation	2	4	7.5	30.0	2	5	7.5	37.5
	Utter Threats to Property / Animals	1	1	7.5	7.5	1	1	7.5	7.5
	Disobey court order/Misconduct executing process	0	1	7.5	7.5	0	0		0.0
	Public mischief - mislead peace officer	0	0		0.0	0	1	7.5	7.5
	Common nuisance	0	1	7.5	7.5	0	0		0.0
	Possession of Burglary Tools	1	1	7.5	7.5	0	0		0.0
	<b>Total</b>	<b>11</b>	<b>45</b>	<b>7.5</b>	<b>337.5</b>	<b>4</b>	<b>32</b>	<b>7.5</b>	<b>240.0</b>
Drug Possession	Possession Cocaine	0	1	7.1	7.1	0	0		0.0
	Possession Other Controlled Drugs and Substance Act	0	1	7.1	7.1	0	0		0.0
	Possession - Methamphetamine (Crystal Meth)	0	0		0.0	0	1	7.1	7.1
	Drug related occurrence	1	6	7.1	42.6	0	8	7.1	56.8
	<b>Total</b>	<b>1</b>	<b>8</b>	<b>7.1</b>	<b>56.8</b>	<b>0</b>	<b>9</b>	<b>7.1</b>	<b>63.9</b>
Drugs	Trafficking Heroin	1	1	68.0	68.0	0	0		0.0
	Possession of cannabis for purpose of distributing	0	1	68.0	68.0	0	0		0.0
	<b>Total</b>	<b>1</b>	<b>2</b>	<b>68.0</b>	<b>136.0</b>	<b>0</b>	<b>0</b>		<b>0.0</b>
Statutes & Acts	Landlord/Tenant	9	52	3.4	176.8	5	40	3.4	136.0
	Mental Health Act	13	92	3.4	312.8	4	75	3.4	255.0
	Mental Health Act - No contact with Police	1	5	3.4	17.0	0	17	3.4	57.8
	Mental Health Act - Attempt Suicide	1	9	3.4	30.6	1	9	3.4	30.6
	Mental Health Act - Threat of Suicide	3	42	3.4	142.8	1	34	3.4	115.6
	Mental Health Act - Voluntary Transport	0	5	3.4	17.0	3	13	3.4	44.2
	Mental Health Act - Placed on Form	1	4	3.4	13.6	1	11	3.4	37.4
	Mental Health Act - Apprehension	0	14	3.4	47.6	3	33	3.4	112.2
	Custody Dispute	0	1	3.4	3.4	0	0		0.0
	Trespass To Property Act	8	54	3.4	183.6	12	58	3.4	197.2



## Calls For Service (CFS) Billing Summary Report

### Town of Lakeshore September - 2023

Billing Categories <i>(Billing categories below do not match traditional crime groupings)</i>		2023				2022			
		September	Year to Date	Time Standard	Year To Date Weighted Hours	September	Year to Date	Time Standard	Year To Date Weighted Hours
Statutes & Acts	Family Law Act - Custody/Access order	0	1	3.4	3.4	0	0		0.0
	Children's Law Reform Act -Custody order	0	1	3.4	3.4	0	0		0.0
	<b>Total</b>	<b>36</b>	<b>280</b>	<b>3.4</b>	<b>952.0</b>	<b>30</b>	<b>290</b>	<b>3.4</b>	<b>986.0</b>
Operational	Animal -Master code	0	2	3.8	7.6	0	0		0.0
	Animal - Left in Vehicle	0	0		0.0	0	2	3.8	7.6
	Animal Bite	0	5	3.8	19.0	0	1	3.8	3.8
	Animal Stray	1	9	3.8	34.2	1	7	3.8	26.6
	Animal Injured	0	13	3.8	49.4	1	10	3.8	38.0
	Animal - Other	0	3	3.8	11.4	2	11	3.8	41.8
	Animal - Dog Owners Liability Act	0	1	3.8	3.8	0	1	3.8	3.8
	Alarm -Master code	0	0		0.0	0	1	3.8	3.8
	Alarm -Others	1	1	3.8	3.8	0	0		0.0
	Domestic Disturbance	25	153	3.8	581.4	18	140	3.8	532.0
	Suspicious Person	36	230	3.8	874.0	17	187	3.8	710.6
	Phone -Master code	0	2	3.8	7.6	1	11	3.8	41.8
	Phone -Nuisance - No Charges Laid	4	27	3.8	102.6	2	27	3.8	102.6
	Phone -Obscene - No Charges Laid	0	0		0.0	0	1	3.8	3.8
	Phone -Threatening - No Charges Laid	1	8	3.8	30.4	1	6	3.8	22.8
	Phone -Other - No Charges Laid	0	4	3.8	15.2	2	11	3.8	41.8
	False Fire Alarm - Building	0	1	3.8	3.8	1	1	3.8	3.8
	Fire - Building	0	9	3.8	34.2	1	12	3.8	45.6
	Fire - Vehicle	0	4	3.8	15.2	2	5	3.8	19.0
	Fire - Other	0	7	3.8	26.6	2	5	3.8	19.0
	Insecure Condition - Master code	1	5	3.8	19.0	0	4	3.8	15.2
	Insecure Condition - Building	0	2	3.8	7.6	0	0		0.0
Missing Person - Master code	0	0		0.0	0	3	3.8	11.4	
Missing Person under 12	1	3	3.8	11.4	0	0		0.0	
Missing Person 12 & older	0	7	3.8	26.6	1	12	3.8	45.6	



## Calls For Service (CFS) Billing Summary Report

### Town of Lakeshore September - 2023

Billing Categories <i>(Billing categories below do not match traditional crime groupings)</i>		2023				2022			
		September	Year to Date	Time Standard	Year To Date Weighted Hours	September	Year to Date	Time Standard	Year To Date Weighted Hours
Operational	Missing Person Located Under 12	0	1	3.8	3.8	0	0		0.0
	Missing Person Located 12 & older	1	13	3.8	49.4	2	11	3.8	41.8
	Noise Complaint - Master code	6	15	3.8	57.0	0	8	3.8	30.4
	Noise Complaint - Vehicle	0	1	3.8	3.8	0	0		0.0
	Noise Complaint - Residence	0	0		0.0	0	1	3.8	3.8
	Noise Complaint - Animal	1	5	3.8	19.0	0	3	3.8	11.4
	Accident - non-MVC -Master code	0	0		0.0	0	4	3.8	15.2
	Found Property - Master code	3	39	3.8	148.2	8	47	3.8	178.6
	Found - License Plate	0	1	3.8	3.8	0	4	3.8	15.2
	Found-Personal Accessories	0	3	3.8	11.4	0	4	3.8	15.2
	Found-Household Property	0	0		0.0	0	1	3.8	3.8
	Found-Sporting Goods, Hobby Equip.	0	1	3.8	3.8	0	0		0.0
	Found-Machinery & Tools	0	0		0.0	0	1	3.8	3.8
	Found-Bicycles	0	3	3.8	11.4	0	0		0.0
	Found - Gun	1	1	3.8	3.8	0	2	3.8	7.6
	Found-Others	1	20	3.8	76.0	0	17	3.8	64.6
	Lost Property - Master code	0	15	3.8	57.0	2	18	3.8	68.4
	Lost License Plate	1	3	3.8	11.4	0	2	3.8	7.6
	Lost Disabled Parking Permit	0	1	3.8	3.8	0	1	3.8	3.8
	Lost - Vehicle Accessories	0	2	3.8	7.6	0	1	3.8	3.8
	Lost-Personal Accessories	2	8	3.8	30.4	2	12	3.8	45.6
	Lost-Jewellery	1	2	3.8	7.6	0	0		0.0
	Lost-Radio,TV,Sound-Reprod. Equip.	0	2	3.8	7.6	0	0		0.0
	Lost-Sporting Goods, Hobby Equip.	0	1	3.8	3.8	0	0		0.0
	Lost-Machinery & Tools	0	0		0.0	0	2	3.8	7.6
	Lost - Gun	0	2	3.8	7.6	0	0		0.0



## Calls For Service (CFS) Billing Summary Report

### Town of Lakeshore September - 2023

Billing Categories <i>(Billing categories below do not match traditional crime groupings)</i>		2023				2022			
		September	Year to Date	Time Standard	Year To Date Weighted Hours	September	Year to Date	Time Standard	Year To Date Weighted Hours
Operational	Lost-Others	4	24	3.8	91.2	1	12	3.8	45.6
	Sudden Death - Suicide	1	3	3.8	11.4	1	3	3.8	11.4
	Sudden Death - Natural Causes	2	17	3.8	64.6	4	21	3.8	79.8
	Sudden Death - Others	0	2	3.8	7.6	0	2	3.8	7.6
	Sudden Death - Apparent Overdose-Overdose	0	1	3.8	3.8	0	3	3.8	11.4
	Suspicious Vehicle	20	148	3.8	562.4	14	102	3.8	387.6
	Trouble with Youth	17	117	3.8	444.6	16	105	3.8	399.0
	Medical Assistance - Other	0	0		0.0	0	2	3.8	7.6
	Vehicle Recovered - Master code	0	1	3.8	3.8	0	1	3.8	3.8
	Vehicle Recovered - Automobile	2	24	3.8	91.2	2	21	3.8	79.8
	Vehicle Recovered - Trucks	2	6	3.8	22.8	0	9	3.8	34.2
	Vehicle Recovered - Motorcycles	0	0		0.0	0	1	3.8	3.8
	Vehicle Recovered - All Terrain Veh	0	1	3.8	3.8	0	0		0.0
	Vehicle Recovered - Other	0	1	3.8	3.8	2	3	3.8	11.4
	Unwanted Persons	4	32	3.8	121.6	6	44	3.8	167.2
	Neighbour Dispute	18	132	3.8	501.6	16	121	3.8	459.8
	By-Law -Master code	0	6	3.8	22.8	2	10	3.8	38.0
	Noise By-Law	29	177	3.8	672.6	19	128	3.8	486.4
	Dogs By-Law	4	43	3.8	163.4	1	23	3.8	87.4
	Firearms (Discharge) By-Law	2	2	3.8	7.6	1	7	3.8	26.6
	Smoking By-Law	0	1	3.8	3.8	0	0		0.0
	Other Municipal By-Laws	5	33	3.8	125.4	1	26	3.8	98.8
	Fireworks By-Law	1	5	3.8	19.0	0	2	3.8	7.6
	Traffic By-Law	12	69	3.8	262.2	10	63	3.8	239.4
	Taxi By-Law	0	0		0.0	0	2	3.8	7.6
	Overdose/Suspected Overdose - Opioid Related	0	1	3.8	3.8	0	0		0.0
Overdose/Suspected Overdose - Naloxone by Police	0	0		0.0	0	1	3.8	3.8	



## Calls For Service (CFS) Billing Summary Report

### Town of Lakeshore September - 2023

Billing Categories <i>(Billing categories below do not match traditional crime groupings)</i>		2023				2022			
		September	Year to Date	Time Standard	Year To Date Weighted Hours	September	Year to Date	Time Standard	Year To Date Weighted Hours
Operational	Assist Fire Department	1	7	3.8	26.6	0	1	3.8	3.8
	Assist Public	16	92	3.8	349.6	5	139	3.8	528.2
	Distressed/Overdue Motorist	0	1	3.8	3.8	0	3	3.8	11.4
	Family Dispute	17	127	3.8	482.6	10	138	3.8	524.4
	Protest - Demonstration	0	0		0.0	0	2	3.8	7.6
	<b>Total</b>	<b>244</b>	<b>1,708</b>	<b>3.8</b>	<b>6,490.4</b>	<b>177</b>	<b>1,592</b>	<b>3.8</b>	<b>6,049.6</b>
Operational2	False Alarm-Accidental Trip	0	4	1.4	5.6	1	2	1.4	2.8
	False Alarm-Malfunction	1	17	1.4	23.8	3	12	1.4	16.8
	False Holdup Alarm-Accidental Trip	3	20	1.4	28.0	1	28	1.4	39.2
	False Holdup Alarm-Malfunction	0	0		0.0	2	2	1.4	2.8
	False Alarm -Others	20	220	1.4	308.0	23	273	1.4	382.2
	False Alarm - Cancelled	2	8	1.4	11.2	0	4	1.4	5.6
	Keep the Peace	14	102	1.4	142.8	15	91	1.4	127.4
	911 call / 911 hang up	7	66	1.4	92.4	11	73	1.4	102.2
	911 hang up - Pocket Dial	0	3	1.4	4.2	0	0		0.0
	911 call - Dropped Cell	10	91	1.4	127.4	11	71	1.4	99.4
	<b>Total</b>	<b>57</b>	<b>531</b>	<b>1.4</b>	<b>743.4</b>	<b>67</b>	<b>556</b>	<b>1.4</b>	<b>778.4</b>
Traffic	MVC (MOTOR VEHICLE COLLISION) -Master code	1	5	3.7	18.5	3	7	3.7	25.9
	MVC - Personal Injury (MOTOR VEHICLE COLLISION)	4	38	3.7	140.6	5	46	3.7	170.2
	MVC - Prop. Dam. Non Reportable	9	86	3.7	318.2	10	77	3.7	284.9
	MVC - Prop. Dam. Reportable (MOTOR VEHICLE COLLISION)	16	208	3.7	769.6	35	245	3.7	906.5
	MVC - Prop. Dam. Failed to Remain (MOTOR VEHICLE COLLISION)	4	37	3.7	136.9	6	29	3.7	107.3
	MVC - Fatal (MOTOR VEHICLE COLLISION)	0	0		0.0	0	2	3.7	7.4



## Calls For Service (CFS) Billing Summary Report

### Town of Lakeshore September - 2023

Billing Categories <i>(Billing categories below do not match traditional crime groupings)</i>		2023				2022			
		September	Year to Date	Time Standard	Year To Date Weighted Hours	September	Year to Date	Time Standard	Year To Date Weighted Hours
Traffic	MVC - Others (MOTOR VEHICLE COLLISION)	0	0		0.0	0	4	3.7	14.8
	Road Rage	1	1	3.7	3.7	0	1	3.7	3.7
	<b>Total</b>	<b>35</b>	<b>375</b>	<b>3.7</b>	<b>1,387.5</b>	<b>59</b>	<b>411</b>	<b>3.7</b>	<b>1,520.7</b>
<b>Total</b>		<b>439</b>	<b>3,540</b>		<b>15,117.4</b>	<b>400</b>	<b>3,475</b>		<b>14,388.4</b>

#### **Note to Detachment Commanders:**

- **The content of each report is to be shared by the Detachment Commander only with the municipality for which it was generated. The municipality may treat this as a public document and distribute it as they wish.**
- All data is sourced from the Niche RMS application. Included are 'reported' occurrences (actuals and unfounded occurrences) for 'billable' occurrences ONLY. Data is refreshed on a weekly basis.
- The Traffic category includes motor vehicle collision (MVC) occurrences entered into Niche (UCR code 8521). MVCs are NOT sourced from the eCRS application for this report.
- Only the primary violation is counted within an occurrence.
- Time standards displayed are for the 2023 billing period.

#### **Note to Municipalities:**

- Data contained within this report is dynamic in nature and numbers will change over time as the Ontario Provincial Police continues to investigate and solve crime.
- This report is NOT to be used for crime trend analysis as not all occurrences are included.
- Data groupings within this report do not match traditional crime groupings seen in other public reports such as the OPP Police Services Board reports or Statistics Canada reporting.





## Windsor & Essex County Crime Stoppers

Police Coordinator Report

September 1<sup>st</sup>-30<sup>th</sup>, 2023

### Overview

Crime Stoppers exists to provide a means for the public to pass along anonymous information that assists in solving crimes, recovering stolen property, seizing illegal drugs, and locating those for whom there is an outstanding warrant of arrest. Locally, the program is operated jointly as Windsor-Essex County Crime Stoppers and has the responsibility to receive and disseminate information to all law enforcement agencies within Essex County.

### Program Education and Community Events

- September 13<sup>th</sup> - Golf Tournament at Kingsville Golf and Country Club
- September 28<sup>th</sup>-October 1<sup>st</sup> – Northern National Collectors’ Event at Caesars Windsor

### AM800

“Crime of the Week” report with AM800 radio recorded every Monday which airs every Tuesday morning and afternoon.

- September 5<sup>th</sup> – Suspicious Marine Activity
- September 12<sup>th</sup> – Arson and Theft of Motor Vehicle on Intersection Road – Tecumseh OPP
- September 19<sup>th</sup> – Mischief to crosswalks on Erie Street – Leamington OPP
- September 26<sup>th</sup> – Theft from Motor Vehicle on Heatherglan Drive – Tecumseh OPP

### St. Clair College-Media Plex and Radio CJAM FM 99.1

- Recorded weekly – Crime of the Week – TO RESUME IN OCTOBER

### CTV News

- Crime Stoppers K9 Calendars – Aired September 29th

### Social Media

- Daily/Weekly Facebook, Twitter and Instagram posts

## Crime Stoppers Upcoming Calendar

- Charity K9 Calendar for 2023/2024
- Holy Names High School Presentation – October 17<sup>th</sup>
- Crime Stoppers Zone Meeting in Oxford – October 19<sup>th</sup>
- Broomsticks and Brushes Event at Tecumseh Mall – October 21<sup>st</sup>
- Interagency meeting with Windsor Health Unit – October 26<sup>th</sup>
- Presentation at St Clair College – October 27<sup>th</sup>
- Booth at Community Housing Corporation Building (2455 Rivard) – October 30<sup>th</sup>
- Wild Game Dinner at Colasanti's Tropical Garden – March 1<sup>st</sup>, 2024

This statistical report is reflective of September 1<sup>st</sup>-30<sup>th</sup>, 2023.

Crime Stoppers tip information was distributed to the following agencies during this period.

Windsor Police Service

WPS - Amherstburg Detachment

Ontario Provincial Police

LaSalle Police Service

Ministry of Revenue and Finance

Windsor & Essex County Health Unit- Tobacco Enforcement

CBSA

ROPE

Windsor Police Criminal Intelligence Unit – Cannabis Enforcement

### **Attached documents include:**

Police Coordinators Report

Monthly Statistical Report

Tip Summary Report

### **This Report was Prepared By:**

Constable Sarah Werstein – Ontario Provincial Police

*TOTAL POPULATION REPRESENTED – 398,718 (2019 CENSUS)*

*POPULATION (CITY) – 217,188*

*POPULATION (COUNTY) – 126,314*

*POPULATION (LASALLE) – 33,180*

*POPULATION (AMHERSTBURG) – 22,036*

*\*\*SI on Statistical Report is “Since Inception” – 1985*



# Windsor - Essex County Crime Stoppers - Statistical Report

Filter Date: December 2023    Run Date: 2023/10/03

Statistic	Jan	Feb	Mar	Apr	May	Jun	Jul	Aug	Sep	Oct	Nov	Dec
Tips Received	175	166	152	135	162	142	159	155	120	9	0	0
Tip Follow-ups	138	100	100	85	126	125	121	131	155	22	0	0
Arrests	4	8	9	3	2	0	3	4	7	0	0	0
Cases Cleared	2	7	11	2	2	0	3	2	6	0	0	0
Charges Laid	18	24	26	4	2	0	2	12	38	0	0	0
Fugitives	0	0	0	0	0	0	0	0	0	0	0	0
Administrative Discipline	0	0	0	0	0	0	0	0	0	0	0	0
# of Rewards Approved	1	6	8	3	2	2	0	4	2	0	0	0
Rewards Approved	\$750	\$2,700	\$3,400	\$1,000	\$300	\$350	\$0	\$600	\$1,200	\$0	\$0	\$0
# of Rewards Paid	0	3	4	2	0	1	0	0	0	0	0	0
Rewards Paid	\$0	\$1,100	\$2,700	\$800	\$0	\$150	\$0	\$0	\$0	\$0	\$0	\$0
# of Weapons Recovered	0	3	5	0	0	0	0	0	1	0	0	0
# of Vehicles Recovered	0	1	0	1	0	0	0	0	0	0	0	0
Property Recovered	\$0	\$38,750	\$3,500	\$80,000	\$0	\$0	\$0	\$0	\$0	\$0	\$0	\$0
Cash Recovered	\$910	\$13,021	\$350	\$0	\$0	\$0	\$0	\$530	\$0	\$0	\$0	\$0
Drugs Seized	\$49,250	\$62,300	\$72,230	\$0	\$0	\$0	\$0	\$3,680	\$165,000	\$0	\$0	\$0
Total Recovered	\$50,160	\$114,071	\$76,080	\$80,000	\$0	\$0	\$0	\$4,210	\$165,000	\$0	\$0	\$0

Statistic	Q1	Q2	Q3	Q4	YTD	SI
Tips Received	493	439	434	9	1,375	61,307
Tip Follow-ups	338	336	407	22	1,103	21,280
Calls Received	0	0	0	0	0	3,138
Arrests	21	5	14	0	40	7,098
Cases Cleared	20	4	11	0	35	10,433
Charges Laid	68	6	52	0	126	10,301
Fugitives	0	0	0	0	0	625
Administrative Discipline	0	0	0	0	0	3
# of Rewards Approved	15	7	6	0	28	1,885
Rewards Approved	\$6,850	\$1,650	\$1,800	\$0	\$10,300	\$1,267,385
# of Rewards Paid	7	3	0	0	10	971
Rewards Paid	\$3,800	\$950	\$0	\$0	\$4,750	\$833,652
# of Weapons Recovered	8	0	1	0	9	554
# of Vehicles Recovered	1	1	0	0	2	34
Property Recovered	\$42,250	\$80,000	\$0	\$0	\$122,250	\$13,554,173
Cash Recovered	\$14,281	\$0	\$530	\$0	\$14,811	\$604,979
Drugs Seized	\$183,780	\$0	\$168,680	\$0	\$352,460	\$119,682,048
Total Recovered	\$240,311	\$80,000	\$169,210	\$0	\$489,521	\$133,841,200

# Windsor - Essex County Crime Stoppers Tip Summary Report

Created Date: 2023/09/01 to 2023/09/30

Offense Type	Count
Animal Cruelty	1
Arson	1
Assault	3
Attempt Murder	1
Breach of Condition	0
Break and Enter	1
By Law	0
Child Abuse	0
COVID-19	0
Cybercrime	0
Disqualified Driving	0
Drugs	35
Elder Abuse	0
Fraud	4
Highway Traffic Act	2
Hit and Run / Fail to Remain	1
Homicide	0
Human Smuggling	0
Human Trafficking	1
Illegal Cigarettes	2
Immigration	0

Impaired Driver	0
Indecent Act	1
Liquor (sales to minors, sales without licence)	0
Mischief	4
Missing Person	1
Motor Vehicle Collision	2
Possession of Stolen Property	2
Prostitution/Morality	3
Repeat Impaired Driver	0
Robbery	0
Sexual Assault	0
Stolen Vehicle	0
Suspended Driver	2
Suspicious Activity	7
Terrorism	0
Test Tip	0
Theft	28
Threats	2
Warrant	3
Weapons	4
<i>Other</i>	9
<i>Unknown</i>	1
<b>Total</b>	<b>121</b>