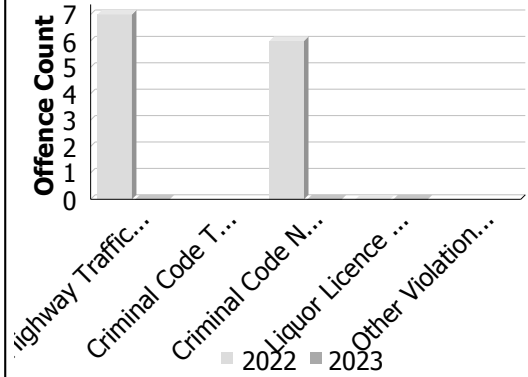


**Police Services Board Report for Lakeshore
Integrated Court Offence Network
October - 2023**

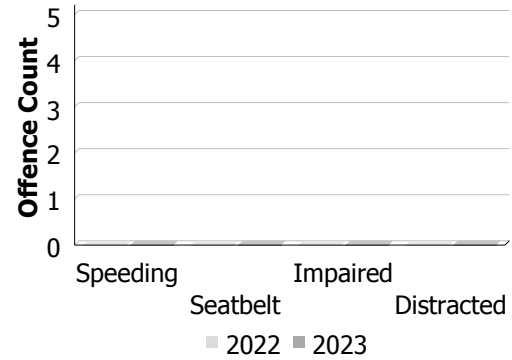
Criminal Code and Provincial Statute Charges Laid

Offence Count	October			Year to Date - October		
	2022	2023	% Change	2022	2023	% Change
Highway Traffic Act	7	0	-100.0%	193	132	-31.6%
Criminal Code Traffic	--	--	--	--	--	--
CCC Non-Traffic	--	--	--	--	--	--
Liquor Licence Act	0	0	--	2	0	-100.0%
Other Violations	--	--	--	--	--	--



Traffic Related Charges

Offence Count	October			Year to Date - October		
	2022	2023	% Change	2022	2023	% Change
Speeding	0	0	--	92	56	-39.1%
Seatbelt	0	0	--	0	0	--
Impaired	0	0	--	0	0	--
Distracted	0	0	--	1	1	0.0%



Integrated Court Offence Network data is updated on a monthly basis: Data could be as much as a month and a half behind.

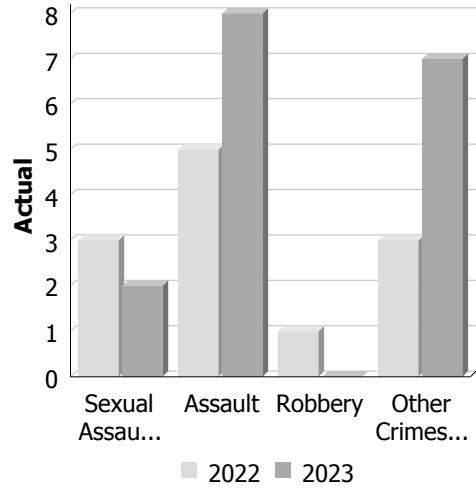
Data Utilized

- Ministry of Attorney General, Integrated Court Offence Network
- Integrated Court Offence Network Charge Business Intelligence Cube

**Police Services Board Report for Lakeshore
Records Management System
October - 2023**

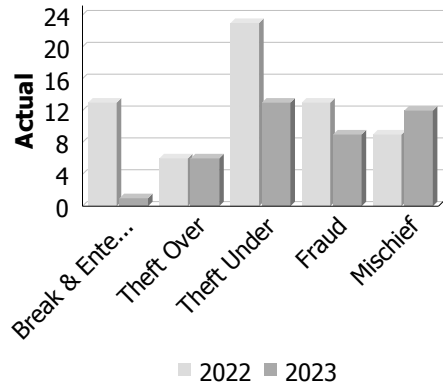
Violent Crime

Actual	October			Year to Date - October		
	2022	2023	% Change	2022	2023	% Change
Murder	0	0	--	0	1	--
Other Offences Causing Death	0	0	--	0	0	--
Attempted Murder	0	0	--	0	0	--
Sexual Assault	3	2	-33.3%	18	15	-16.7%
Assault	5	8	60.0%	56	72	28.6%
Abduction	0	0	--	0	0	--
Robbery	1	0	-100.0%	1	5	400.0%
Other Crimes Against a Person	3	7	133.3%	33	45	36.4%
Total	12	17	41.7%	108	138	27.8%



Property Crime

Actual	October			Year to Date - October		
	2022	2023	% Change	2022	2023	% Change
Arson	0	0	--	3	1	-66.7%
Break & Enter	13	1	-92.3%	46	42	-8.7%
Theft Over	6	6	0.0%	51	55	7.8%
Theft Under	23	13	-43.5%	171	160	-6.4%
Have Stolen Goods	0	0	--	7	3	-57.1%
Fraud	13	9	-30.8%	108	130	20.4%
Mischief	9	12	33.3%	75	61	-18.7%
Total	64	41	-35.9%	461	452	-2.0%



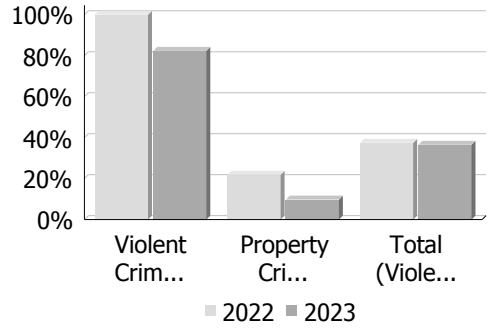
Drug Crime

Actual	October			Year to Date - October		
	2022	2023	% Change	2022	2023	% Change
Possession	0	0	--	1	2	100.0%
Trafficking	0	0	--	0	1	--
Importation and Production	0	0	--	0	0	--
Total	0	0	--	1	3	200.0%

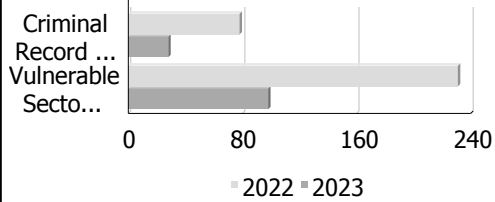


**Police Services Board Report for Lakeshore
Records Management System
October - 2023**

Clearance Rate						
Clearance Rate	October			Year to Date - October		
	2022	2023	Difference	2022	2023	Difference
Violent Crime	100.0%	82.4%	-17.6%	73.2%	67.4%	-5.8%
Property Crime	21.9%	9.8%	-12.1%	15.4%	8.4%	-7.0%
Drug Crime	--	--	--	100.0%	33.3%	-66.7%
Total (Violent, Property & Drug)	37.5%	36.5%	-1.0%	29.6%	25.9%	-3.7%



Criminal Record and Vulnerable Sector Screening Checks						
Actual	October			Year to Date - October		
	2022	2023	% Change	2022	2023	% Change
Criminal Record Checks	78	28	-64.1%	472	606	28.4%
Vulnerable Sector Screening Checks	231	98	-57.6%	1,584	1,843	16.4%

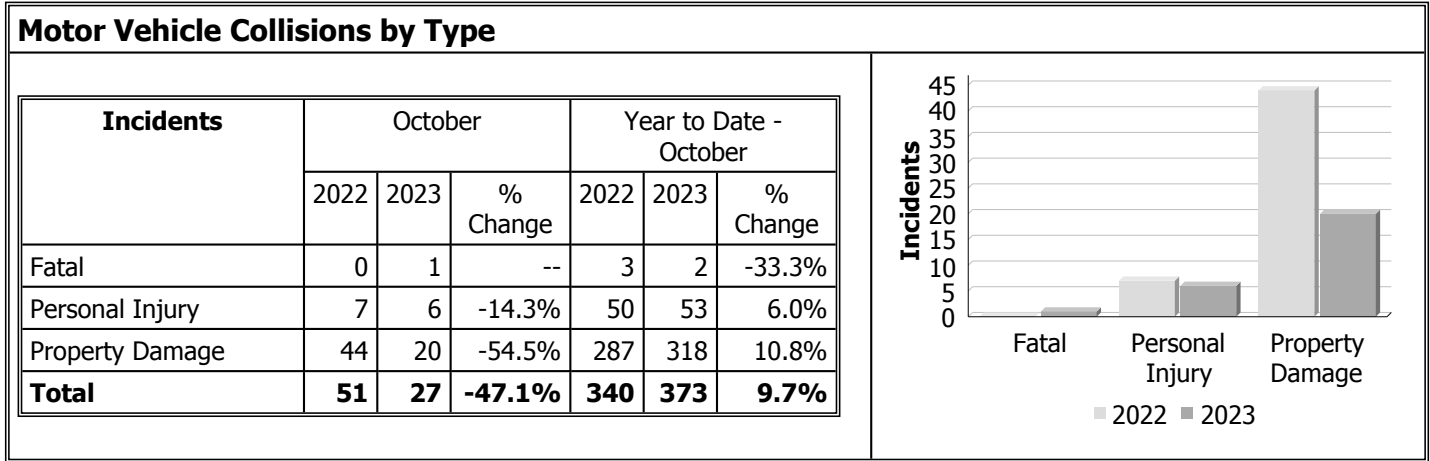


Data contained within this report is dynamic in nature and numbers will change over time as the Ontario Provincial Police continue to investigate and solve crime.

Data Utilized

- Major Crimes
- Niche RMS All Offence Level Business Intelligence Cube

**Police Services Board Report for Lakeshore
Collision Reporting System
October - 2023**



Fatalities in Detachment Area

Incidents		October			Year to Date - October		
		2022	2023	% Change	2022	2023	% Change
Motor Vehicle Collision	Fatal Incidents	0	1	--	3	2	-33.3%
	Alcohol Related	0	0	--	1	1	0.0%
Off-Road Vehicle	Fatal Incidents	0	0	--	0	0	--
	Alcohol Related	0	0	--	0	0	--
Motorized Snow Vehicle	Fatal Incidents	0	0	--	0	0	--
	Alcohol Related	0	0	--	0	0	--

Persons Killed	October			Year to Date - October		
	2022	2023	% Change	2022	2023	% Change
Motor Vehicle Collision	0	1	--	4	2	-50.0%
Off-Road Vehicle	0	0	--	0	0	--
Motorized Snow Vehicle	0	0	--	0	0	--

Data Utilized

- SQL online application reporting system – OPP CRS 2.3.09
- Collision Reporting System Business Intelligence Cube

Detachment: 6E - ESSEX
Location code(s): 6E20-LAKESHORE
Data source date:
 2023/11/08

Report Generated by:
 Pharand, Lise

Report Generated on:
 Nov 9, 2023 2:08:43 PM
 PP-CSC-Operational Planning-4300

**Police Services Board Report for Lakeshore
2023/Oct**

Public Complaints	
Policy	0
Service	0
Conduct	0

Date information collected from Professional Standards Bureau Commander Reports: 2023-11-09

Data Source

Ontario Provincial Police, Professional Standards Bureau Commander Reports

- Includes all public policy, service and conduct complaints submitted to the Office of the Independent Police Review Director (OIPRD)

Secondary Employment

Daily Activity Reporting Patrol Hours	
Total Hours	2023/Oct
Number of Cruiser Patrol Hours	392.50
Number of Motorcycle Patrol Hours	0.00
Number of Marine Patrol Hours	0.00
Number of ATV Patrol Hours	0.00
Number of Snowmobile Patrol Hours	0.00
Number of Bicycle Patrol Hours	0.00
Number of Foot Patrol Hours	47.75
Number of School Patrol Hours	1.50

Data source (Daily Activity Reporting System) date: 2023/11/04

Detachment: 6E - ESSEX COUNTY

Location code(s): 6E20 - LAKESHORE

Report Generated by:
Pharand, Lise

Report Generated on:
Nov 9, 2023 1:58:56 PM
PP-CSC-Operational Planning-4300

Ontario Provincial Police
Essex County Detachment

1219 Hicks Rd.
P.O. Box 910
Essex, Ontario
N8M 2Y2

Tel: (519) 723-2493 Fax: (519) 723-2133



Police provincial de l'Ontario
Détachement du Comté d'Essex

1219 rue Hicks
C.P. 910
Essex, Ontario
N8M 2Y2

Tel: (519) 723-2493 Télécopieur: (519) 723-2133

File Reference/

November 9, 2023

Lakeshore PSB information for the month of October:

Suspensions: 12

Charges: 165

Police Record Checks: 29

Vulnerable Sector Record Checks: 101

Jamie Smith, Staff Sergeant
Detachment Manager
Essex County O.P.P.



Calls For Service (CFS) Billing Summary Report

Town of Lakeshore October - 2023

Billing Categories <i>(Billing categories below do not match traditional crime groupings)</i>		2023				2022			
		October	Year to Date	Time Standard	Year To Date Weighted Hours	October	Year to Date	Time Standard	Year To Date Weighted Hours
Violent Criminal Code	Murder 1st Degree	0	1	15.8	15.8	0	0		0.0
	Sexual offence occurring prior to January 4, 1983	0	0		0.0	0	1	15.8	15.8
	Sexual Assault	1	13	15.8	205.4	2	10	15.8	158.0
	Sexual Interference	1	2	15.8	31.6	0	2	15.8	31.6
	Invitation to Sexual Touching	0	0		0.0	0	4	15.8	63.2
	Incest	0	1	15.8	15.8	0	0		0.0
	Voyeurism	0	0		0.0	1	1	15.8	15.8
	Non-Consensual Distribution of Intimate Images	0	0		0.0	0	1	15.8	15.8
	Aggravated Assault-Level 3	0	1	15.8	15.8	0	0		0.0
	Assault With Weapon or Causing Bodily Harm-Level 2	0	10	15.8	158.0	1	12	15.8	189.6
	Assault-Level 1	7	63	15.8	995.4	4	48	15.8	758.4
	Discharge Firearm with Intent	0	3	15.8	47.4	0	0		0.0
	Pointing a Firearm	0	1	15.8	15.8	0	0		0.0
	Assault Peace Officer	1	1	15.8	15.8	0	1	15.8	15.8
	Criminal Negligence: Bodily Harm	0	1	15.8	15.8	1	1	15.8	15.8
	Robbery -Master code	0	1	15.8	15.8	1	1	15.8	15.8
	Robbery, With Threat of Violence	0	1	15.8	15.8	0	0		0.0
	Robbery - Other	0	2	15.8	31.6	0	0		0.0
	Robbery of firearms	0	1	15.8	15.8	0	0		0.0
	Extortion	0	1	15.8	15.8	0	2	15.8	31.6
	Criminal Harassment	4	20	15.8	316.0	2	13	15.8	205.4
	Criminal Harassment - Offender Unknown	0	1	15.8	15.8	0	1	15.8	15.8
	Indecent/Harassing Communications	0	4	15.8	63.2	0	3	15.8	47.4
	Utter Threats -Master code	2	5	15.8	79.0	0	2	15.8	31.6
	Utter Threats to Person	3	20	15.8	316.0	1	16	15.8	252.8
	Obstruction or interference with access to health services	0	0		0.0	0	1	15.8	15.8
Total	19	153	15.8	2,417.4	13	120	15.8	1,896.0	
Property Crime Violations	Arson - Auto	0	1	6.4	6.4	0	0		0.0
	Arson - Building	0	0		0.0	0	1	6.4	6.4
	Arson - Others	0	0		0.0	0	2	6.4	12.8



Calls For Service (CFS) Billing Summary Report

Town of Lakeshore October - 2023

Billing Categories <i>(Billing categories below do not match traditional crime groupings)</i>		2023				2022			
		October	Year to Date	Time Standard	Year To Date Weighted Hours	October	Year to Date	Time Standard	Year To Date Weighted Hours
Property Crime Violations	Break & Enter	1	45	6.4	288.0	12	50	6.4	320.0
	Unlawful in a dwelling house	0	1	6.4	6.4	1	2	6.4	12.8
	Theft Over -master code	0	5	6.4	32.0	0	1	6.4	6.4
	Theft Over - Farm Equipment	0	0		0.0	0	2	6.4	12.8
	Theft Over - Construction Site	0	1	6.4	6.4	0	3	6.4	19.2
	Theft Over - Trailers	0	5	6.4	32.0	0	2	6.4	12.8
	Theft Over - Other Theft	1	4	6.4	25.6	0	8	6.4	51.2
	Theft Over - Boat (Vessel)	0	1	6.4	6.4	0	1	6.4	6.4
	Theft Over - Boat Motor	0	2	6.4	12.8	0	0		0.0
	Theft of - Mail	0	2	6.4	12.8	0	0		0.0
	Theft FROM Motor Vehicle Over \$5,000	0	3	6.4	19.2	0	1	6.4	6.4
	Theft Over \$5,000 [SHOPLIFTING]	0	1	6.4	6.4	0	0		0.0
	Theft of Motor Vehicle	5	24	6.4	153.6	5	22	6.4	140.8
	Theft of - Automobile	0	10	6.4	64.0	2	10	6.4	64.0
	Theft of - Trucks	0	5	6.4	32.0	0	5	6.4	32.0
	Theft of - Motorcycles	0	0		0.0	0	2	6.4	12.8
	Theft of - All Terrain Vehicles	1	3	6.4	19.2	0	1	6.4	6.4
	Theft of - Farm Vehicles	0	0		0.0	0	1	6.4	6.4
	Theft of - Other Motor Vehicles	0	1	6.4	6.4	0	0		0.0
	Theft Under -master code	1	22	6.4	140.8	3	15	6.4	96.0
	Theft under - Farm Equipment	0	1	6.4	6.4	0	0		0.0
	Theft under - Farm Agricultural Produce	0	1	6.4	6.4	0	0		0.0
	Theft Under - Construction Site	0	0		0.0	0	3	6.4	19.2
	Theft under - Bicycles	0	6	6.4	38.4	1	2	6.4	12.8
	Theft under - Building	0	3	6.4	19.2	0	0		0.0
	Theft under - Persons	0	0		0.0	1	3	6.4	19.2
	Theft under - Trailers	0	3	6.4	19.2	0	0		0.0
	Theft under - Other Theft	4	45	6.4	288.0	5	43	6.4	275.2
	Theft under - Boat (Vessel)	0	1	6.4	6.4	0	0		0.0
	Theft under - Boat Motor	0	1	6.4	6.4	0	0		0.0
Theft Under - Gasoline Drive-off	0	16	6.4	102.4	4	34	6.4	217.6	



Calls For Service (CFS) Billing Summary Report

Town of Lakeshore October - 2023

Billing Categories <i>(Billing categories below do not match traditional crime groupings)</i>		2023				2022			
		October	Year to Date	Time Standard	Year To Date Weighted Hours	October	Year to Date	Time Standard	Year To Date Weighted Hours
Property Crime Violations	Theft Under - Mine Equipment/Property	0	0		0.0	0	1	6.4	6.4
	Theft FROM Motor Vehicle Under \$5,000	3	29	6.4	185.6	4	47	6.4	300.8
	Theft Under \$5,000 [SHOPLIFTING]	5	37	6.4	236.8	7	50	6.4	320.0
	Possession of Stolen Goods over \$5,000	0	3	6.4	19.2	0	4	6.4	25.6
	Trafficking in Stolen Goods under \$5,000 (incl. possession w	0	0		0.0	0	1	6.4	6.4
	Possession of Stolen Goods under \$5,000	0	0		0.0	0	2	6.4	12.8
	Fraud -Master code	2	20	6.4	128.0	0	16	6.4	102.4
	Fraud - Steal/Forge/Poss./Use Credit Card	0	6	6.4	38.4	2	9	6.4	57.6
	Fraud - False Pretence < = \$5,000	1	2	6.4	12.8	0	2	6.4	12.8
	Fraud - Forgery & Uttering	0	1	6.4	6.4	1	1	6.4	6.4
	Fraud - Fraud through mails	0	0		0.0	1	5	6.4	32.0
	Fraud -Money/property/ security > \$5,000	0	24	6.4	153.6	2	17	6.4	108.8
	Fraud -Money/property/ security <= \$5,000	4	48	6.4	307.2	5	34	6.4	217.6
	Fraud - Transportation	0	1	6.4	6.4	0	0		0.0
	Fraud - Other	1	30	6.4	192.0	1	28	6.4	179.2
	Personation with Intent (fraud)	0	2	6.4	12.8	1	4	6.4	25.6
	Fraud - False Pretence > \$5,000	1	3	6.4	19.2	0	0		0.0
	Identity Theft	0	0		0.0	0	1	6.4	6.4
	Identity Fraud	0	2	6.4	12.8	1	4	6.4	25.6
	Mischief - master code	7	57	6.4	364.8	8	68	6.4	435.2
	Mischief [Graffiti - Non Gang Related]	3	6	6.4	38.4	0	2	6.4	12.8
	Interfere with lawful use, enjoyment of property	0	1	6.4	6.4	0	1	6.4	6.4
Property Damage	5	31	6.4	198.4	4	39	6.4	249.6	
Total	45	516	6.4	3,302.4	71	550	6.4	3,520.0	
Other Criminal Code Violations (Excluding traffic)	Offensive Weapons-Possession of Weapons	1	3	7.5	22.5	1	2	7.5	15.0
	Offensive Weapons-Restricted	0	1	7.5	7.5	0	0		0.0



Calls For Service (CFS) Billing Summary Report

Town of Lakeshore October - 2023

Billing Categories <i>(Billing categories below do not match traditional crime groupings)</i>		2023				2022			
		October	Year to Date	Time Standard	Year To Date Weighted Hours	October	Year to Date	Time Standard	Year To Date Weighted Hours
Other Criminal Code Violations (Excluding traffic)	Offensive Weapons-Other Offensive Weapons	0	1	7.5	7.5	0	2	7.5	15.0
	Offensive Weapons-Other Weapons Offences	0	1	7.5	7.5	0	0		0.0
	Bail Violations -Master code	0	1	7.5	7.5	0	0		0.0
	Bail Violations - Fail To Comply	3	17	7.5	127.5	1	7	7.5	52.5
	Bail Violations - Others	0	0		0.0	0	1	7.5	7.5
	Bail Violations - Recognizance	0	0		0.0	0	1	7.5	7.5
	Counterfeit Money - Master code	0	1	7.5	7.5	1	2	7.5	15.0
	Possession Of Counterfeit Money	0	2	7.5	15.0	0	0		0.0
	Uttering Counterfeit Money	0	1	7.5	7.5	0	0		0.0
	Counterfeit Money - Others	0	1	7.5	7.5	0	1	7.5	7.5
	Disturb the Peace	1	8	7.5	60.0	1	8	7.5	60.0
	Indecent acts -Master code	0	0		0.0	0	2	7.5	15.0
	Indecent acts -Other	0	1	7.5	7.5	0	1	7.5	7.5
	Indecent acts -exposure to person under 14	0	1	7.5	7.5	0	0		0.0
	Child Pornography - Possess child pornography	0	1	7.5	7.5	0	0		0.0
	Child Pornography - Making or distributing	0	0		0.0	0	1	7.5	7.5
	Obstruct Public Peace Officer	0	0		0.0	0	1	7.5	7.5
	Breach of Probation	0	4	7.5	30.0	2	7	7.5	52.5
	Utter Threats to Property / Animals	0	1	7.5	7.5	0	1	7.5	7.5
	Disobey court order/Misconduct executing process	0	1	7.5	7.5	0	0		0.0
	Public mischief - mislead peace officer	0	0		0.0	0	1	7.5	7.5
	Common nuisance	0	1	7.5	7.5	0	0		0.0
	Possession of Burglary Tools	0	1	7.5	7.5	0	0		0.0
Total		5	48	7.5	360.0	6	38	7.5	285.0
Drug Possession	Possession Cocaine	0	1	7.1	7.1	0	0		0.0



Calls For Service (CFS) Billing Summary Report

Town of Lakeshore October - 2023

Billing Categories <i>(Billing categories below do not match traditional crime groupings)</i>		2023				2022			
		October	Year to Date	Time Standard	Year To Date Weighted Hours	October	Year to Date	Time Standard	Year To Date Weighted Hours
Drug Possession	Possession Other Controlled Drugs and Substance Act	0	1	7.1	7.1	0	0		0.0
	Possession - Methamphetamine (Crystal Meth)	0	0		0.0	0	1	7.1	7.1
	Drug related occurrence	4	10	7.1	71.0	1	9	7.1	63.9
	Total	4	12	7.1	85.2	1	10	7.1	71.0
Drugs	Trafficking Heroin	0	1	68.0	68.0	0	0		0.0
	Possession of cannabis for purpose of distributing	0	1	68.0	68.0	0	0		0.0
	Total	0	2	68.0	136.0	0	0		0.0
Statutes & Acts	Landlord/Tenant	9	61	3.4	207.4	3	43	3.4	146.2
	Mental Health Act	14	106	3.4	360.4	9	84	3.4	285.6
	Mental Health Act - No contact with Police	1	6	3.4	20.4	0	17	3.4	57.8
	Mental Health Act - Attempt Suicide	2	11	3.4	37.4	0	9	3.4	30.6
	Mental Health Act - Threat of Suicide	4	46	3.4	156.4	3	37	3.4	125.8
	Mental Health Act - Voluntary Transport	2	7	3.4	23.8	3	16	3.4	54.4
	Mental Health Act - Placed on Form	1	5	3.4	17.0	1	12	3.4	40.8
	Mental Health Act - Apprehension	4	18	3.4	61.2	1	34	3.4	115.6
	Custody Dispute	0	1	3.4	3.4	0	0		0.0
	Trespass To Property Act	8	62	3.4	210.8	9	67	3.4	227.8
	Family Law Act - Custody/Access order	0	1	3.4	3.4	0	0		0.0
	Children's Law Reform Act -Custody order	0	1	3.4	3.4	0	0		0.0
	Total	45	325	3.4	1,105.0	29	319	3.4	1,084.6
	Operational	Animal -Master code	0	2	3.8	7.6	1	1	3.8
Animal - Left in Vehicle		1	1	3.8	3.8	0	2	3.8	7.6
Animal Bite		1	6	3.8	22.8	0	1	3.8	3.8
Animal Stray		0	9	3.8	34.2	3	10	3.8	38.0
Animal Injured		0	13	3.8	49.4	5	15	3.8	57.0
Animal - Other		0	3	3.8	11.4	0	11	3.8	41.8
Animal - Dog Owners Liability Act		0	1	3.8	3.8	0	1	3.8	3.8
Alarm -Master code		0	0		0.0	0	1	3.8	3.8
Alarm -Others		0	1	3.8	3.8	0	0		0.0



Calls For Service (CFS) Billing Summary Report

Town of Lakeshore October - 2023

Billing Categories <i>(Billing categories below do not match traditional crime groupings)</i>		2023				2022			
		October	Year to Date	Time Standard	Year To Date Weighted Hours	October	Year to Date	Time Standard	Year To Date Weighted Hours
Operational	Domestic Disturbance	21	174	3.8	661.2	11	151	3.8	573.8
	Suspicious Person	27	258	3.8	980.4	23	210	3.8	798.0
	Phone -Master code	0	2	3.8	7.6	2	13	3.8	49.4
	Phone -Nuisance - No Charges Laid	2	29	3.8	110.2	4	31	3.8	117.8
	Phone -Obscene - No Charges Laid	0	0		0.0	1	2	3.8	7.6
	Phone -Threatening - No Charges Laid	0	8	3.8	30.4	0	6	3.8	22.8
	Phone -Other - No Charges Laid	0	4	3.8	15.2	3	14	3.8	53.2
	False Fire Alarm - Building	0	1	3.8	3.8	1	2	3.8	7.6
	Fire - Building	2	11	3.8	41.8	3	15	3.8	57.0
	Fire - Vehicle	3	7	3.8	26.6	0	5	3.8	19.0
	Fire - Other	1	8	3.8	30.4	0	5	3.8	19.0
	Insecure Condition - Master code	1	6	3.8	22.8	2	6	3.8	22.8
	Insecure Condition - Building	0	2	3.8	7.6	0	0		0.0
	Missing Person -Master code	1	1	3.8	3.8	0	3	3.8	11.4
	Missing Person under 12	0	3	3.8	11.4	0	0		0.0
	Missing Person 12 & older	2	9	3.8	34.2	0	12	3.8	45.6
	Missing Person Located Under 12	1	2	3.8	7.6	1	1	3.8	3.8
	Missing Person Located 12 & older	1	14	3.8	53.2	0	11	3.8	41.8
	Noise Complaint -Master code	0	15	3.8	57.0	0	8	3.8	30.4
	Noise Complaint - Vehicle	0	1	3.8	3.8	0	0		0.0
	Noise Complaint - Residence	0	0		0.0	0	1	3.8	3.8
	Noise Complaint - Animal	0	5	3.8	19.0	0	3	3.8	11.4
	Accident - non-MVC - Master code	0	0		0.0	0	4	3.8	15.2
	Found Property -Master code	0	39	3.8	148.2	5	52	3.8	197.6
	Found - License Plate	0	1	3.8	3.8	1	5	3.8	19.0
	Found-Personal Accessories	2	5	3.8	19.0	0	4	3.8	15.2
Found-Household Property	0	0		0.0	0	1	3.8	3.8	



Calls For Service (CFS) Billing Summary Report

Town of Lakeshore October - 2023

Billing Categories <i>(Billing categories below do not match traditional crime groupings)</i>		2023				2022			
		October	Year to Date	Time Standard	Year To Date Weighted Hours	October	Year to Date	Time Standard	Year To Date Weighted Hours
Operational	Found-Sporting Goods, Hobby Equip.	0	1	3.8	3.8	0	0		0.0
	Found-Machinery & Tools	0	0		0.0	0	1	3.8	3.8
	Found-Bicycles	1	4	3.8	15.2	0	0		0.0
	Found - Gun	0	1	3.8	3.8	0	2	3.8	7.6
	Found-Others	2	22	3.8	83.6	1	18	3.8	68.4
	Lost Property -Master code	2	17	3.8	64.6	2	20	3.8	76.0
	Lost License Plate	1	4	3.8	15.2	2	4	3.8	15.2
	Lost Disabled Parking Permit	0	1	3.8	3.8	1	2	3.8	7.6
	Lost - Vehicle Accessories	3	5	3.8	19.0	0	1	3.8	3.8
	Lost-Personal Accessories	0	8	3.8	30.4	1	13	3.8	49.4
	Lost-Jewellery	0	2	3.8	7.6	0	0		0.0
	Lost-Radio,TV,Sound-Reprod. Equip.	0	2	3.8	7.6	0	0		0.0
	Lost-Sporting Goods, Hobby Equip.	0	1	3.8	3.8	0	0		0.0
	Lost-Machinery & Tools	0	0		0.0	0	2	3.8	7.6
	Lost - Gun	0	2	3.8	7.6	0	0		0.0
	Lost-Others	4	28	3.8	106.4	1	13	3.8	49.4
	Sudden Death -master code	1	1	3.8	3.8	0	0		0.0
	Sudden Death - Suicide	0	3	3.8	11.4	0	3	3.8	11.4
	Sudden Death - Natural Causes	3	20	3.8	76.0	1	22	3.8	83.6
	Sudden Death - Others	0	2	3.8	7.6	0	2	3.8	7.6
	Sudden Death - Apparent Overdose-Overdose	0	1	3.8	3.8	0	3	3.8	11.4
	Suspicious Vehicle	15	163	3.8	619.4	10	112	3.8	425.6
	Trouble with Youth	12	130	3.8	494.0	16	121	3.8	459.8
	Medical Assistance - Other	0	0		0.0	0	2	3.8	7.6
	Vehicle Recovered - Master code	0	1	3.8	3.8	0	1	3.8	3.8
	Vehicle Recovered - Automobile	3	27	3.8	102.6	4	25	3.8	95.0
Vehicle Recovered - Trucks	0	6	3.8	22.8	0	9	3.8	34.2	
Vehicle Recovered - Motorcycles	0	0		0.0	0	1	3.8	3.8	



Calls For Service (CFS) Billing Summary Report

Town of Lakeshore October - 2023

Billing Categories <i>(Billing categories below do not match traditional crime groupings)</i>		2023				2022			
		October	Year to Date	Time Standard	Year To Date Weighted Hours	October	Year to Date	Time Standard	Year To Date Weighted Hours
Operational	Vehicle Recovered - All Terrain Veh	0	1	3.8	3.8	0	0		0.0
	Vehicle Recovered - Other	1	2	3.8	7.6	1	4	3.8	15.2
	Unwanted Persons	8	40	3.8	152.0	4	48	3.8	182.4
	Neighbour Dispute	13	145	3.8	551.0	12	133	3.8	505.4
	By-Law -Master code	1	7	3.8	26.6	2	12	3.8	45.6
	Noise By-Law	11	188	3.8	714.4	14	142	3.8	539.6
	Dogs By-Law	2	45	3.8	171.0	3	26	3.8	98.8
	Firearms (Discharge) By-Law	3	5	3.8	19.0	1	8	3.8	30.4
	Smoking By-Law	0	1	3.8	3.8	0	0		0.0
	Other Municipal By-Laws	5	39	3.8	148.2	4	30	3.8	114.0
	Fireworks By-Law	0	4	3.8	15.2	5	7	3.8	26.6
	Traffic By-Law	11	80	3.8	304.0	10	73	3.8	277.4
	Taxi By-Law	2	2	3.8	7.6	0	2	3.8	7.6
	Overdose/Suspected Overdose - Opioid Related	0	1	3.8	3.8	0	0		0.0
	Overdose/Suspected Overdose - Naloxone by Police	0	0		0.0	0	1	3.8	3.8
	Assist Fire Department	0	7	3.8	26.6	1	2	3.8	7.6
	Assist Public	11	103	3.8	391.4	11	150	3.8	570.0
	Distressed/Overdue Motorist	1	2	3.8	7.6	0	3	3.8	11.4
	Family Dispute	23	150	3.8	570.0	22	160	3.8	608.0
	Protest - Demonstration	0	0		0.0	0	2	3.8	7.6
Total	205	1,915	3.8	7,277.0	195	1,787	3.8	6,790.6	
Operational2	False Alarm-Accidental Trip	1	5	1.4	7.0	0	2	1.4	2.8
	False Alarm-Malfunction	3	20	1.4	28.0	4	16	1.4	22.4
	False Holdup Alarm-Accidental Trip	1	21	1.4	29.4	4	32	1.4	44.8
	False Holdup Alarm-Malfunction	0	0		0.0	0	2	1.4	2.8
	False Alarm -Others	30	250	1.4	350.0	37	310	1.4	434.0
	False Alarm -Cancelled	2	10	1.4	14.0	0	4	1.4	5.6
	Keep the Peace	9	111	1.4	155.4	7	98	1.4	137.2
	911 call / 911 hang up	3	69	1.4	96.6	6	79	1.4	110.6
	911 hang up - Pocket Dial	1	4	1.4	5.6	1	1	1.4	1.4
	911 call - Dropped Cell	4	95	1.4	133.0	10	81	1.4	113.4



Calls For Service (CFS) Billing Summary Report

Town of Lakeshore October - 2023

Billing Categories <i>(Billing categories below do not match traditional crime groupings)</i>		2023				2022			
		October	Year to Date	Time Standard	Year To Date Weighted Hours	October	Year to Date	Time Standard	Year To Date Weighted Hours
Operational2	Total	54	585	1.4	819.0	69	625	1.4	875.0
Traffic	MVC (MOTOR VEHICLE COLLISION) -Master code	0	5	3.7	18.5	2	9	3.7	33.3
	MVC - Personal Injury (MOTOR VEHICLE COLLISION)	2	40	3.7	148.0	6	51	3.7	188.7
	MVC - Prop. Dam. Non Reportable	10	96	3.7	355.2	7	84	3.7	310.8
	MVC - Prop. Dam. Reportable (MOTOR VEHICLE COLLISION)	16	224	3.7	828.8	41	285	3.7	1,054.5
	MVC - Prop. Dam. Failed to Remain (MOTOR VEHICLE COLLISION)	2	39	3.7	144.3	4	33	3.7	122.1
	MVC - Fatal (MOTOR VEHICLE COLLISION)	0	0		0.0	0	2	3.7	7.4
	MVC - Others (MOTOR VEHICLE COLLISION)	0	0		0.0	0	4	3.7	14.8
	Road Rage	0	1	3.7	3.7	1	2	3.7	7.4
	Total	30	405	3.7	1,498.5	61	470	3.7	1,739.0
Total	407	3,961		17,000.5	445	3,919		16,261.2	

Note to Detachment Commanders:

- The content of each report is to be shared by the Detachment Commander only with the municipality for which it was generated. The municipality may treat this as a public document and distribute it as they wish.
- All data is sourced from the Niche RMS application. Included are 'reported' occurrences (actuals and unfounded occurrences) for 'billable' occurrences ONLY. Data is refreshed on a weekly basis.
- The Traffic category includes motor vehicle collision (MVC) occurrences entered into Niche (UCR code 8521). MVCs are NOT sourced from the eCRS application for this report.
- Only the primary violation is counted within an occurrence.
- Time standards displayed are for the 2023 billing period.

Note to Municipalities:

- Data contained within this report is dynamic in nature and numbers will change over time as the Ontario Provincial Police continues to investigate and solve crime.
- This report is NOT to be used for crime trend analysis as not all occurrences are included.
- Data groupings within this report do not match traditional crime groupings seen in other public reports such as the OPP Police Services Board reports or Statistics Canada reporting.



Windsor & Essex County Crime Stoppers

Police Coordinator Report October 1st-31st,

2023

Overview

Crime Stoppers exists to provide a means for the public to pass along anonymous information that assists in solving crimes, recovering stolen property, seizing illegal drugs, and locating those for whom there is an outstanding warrant of arrest. Locally, the program is operated jointly as Windsor-Essex County Crime Stoppers and has the responsibility to receive and disseminate information to all law enforcement agencies within Essex County.

Program Education and Community Events

- October 17th - Holy Names Highschool Presentation
- October 21st - Broomsticks and Brushes Halloween Event at Tecumseh Mall
- October 25th - Interagency meeting with Windsor Health Unit at Tecumseh Fire Hall
- October 30th - Booth at Community Housing Corporation Building (2455 Rivard)

AM800

“Crime of the Week” report with AM800 radio recorded every Monday which airs every Tuesday morning and afternoon.

- October 3rd – Crime Stoppers Stat Report
- October 10th – Outstanding Homicide Case- Butterfield
- October 17th – Amherstburg Residence shot at multiple times.
- October 19th – Crime Stoppers Zone Meeting in Oxford
- October 24th – Missing Person, ADAM from Leamington
- October 31st – Arson Investigation on Tecumseh Road

St. Clair College-Media Plex and Radio CJAM FM 99.1

- Recorded weekly – Crime of the Week – TO RESUME IN OCTOBER

CTV News

- Crime Stoppers Theft of Motor Vehicles left idle- Airing beginning of November.

Social Media

- Daily/Weekly Facebook, Twitter and Instagram posts

Crime Stoppers Upcoming Calendar

- Charity Kg Calendar for 2023/2024
- MADD Ribbon Campaign- November 1st
- Christmas in Tecumseh Santa Parade- November 17th
- Chuck A Puck- Windsor Spitfires November 18th
- Leamington Chamber of Commerce Christmas- November 20th
- Wild Game Dinner at Colasanti’s Tropical Garden – March 1st, 2024

This statistical report is reflective of October 1st-31st, 2023.

Crime Stoppers tip information was distributed to the following agencies during this period.

Windsor Police Service
 WPS - Amherstburg Detachment
 Ontario Provincial Police
 LaSalle Police Service
 Ministry of Revenue and Finance
 Windsor & Essex County Health Unit- Tobacco Enforcement
 CBSA
 ROPE
 Windsor Police Criminal Intelligence Unit – Cannabis Enforcement

Attached documents include Police

Coordinators Report
 Monthly Statistical Report
 Tip Summary Report

This Report was Prepared By:

Constable Lauren Brisco – Windsor Police Service

TOTAL POPULATION REPRESENTED – 398,718 (2019 CENSUS)

POPULATION (CITY) – 217,188

POPULATION (COUNTY) – 126,314

POPULATION (LASALLE) – 33,180

POPULATION (AMHERSTBURG) – 22,036

***SI on Statistical Report is “Since Inception” – 1985*



Windsor - Essex County Crime Stoppers - Statistical Report

Filter Date: December 2023 Run Date: 2023/10/31

Statistic	Jan	Feb	Mar	Apr	May	Jun	Jul	Aug	Sep	Oct	Nov	Dec
Tips Received	175	167	152	135	162	142	159	155	120	127	0	0
Tip Follow-ups	138	102	100	85	126	125	121	131	155	119	0	0
Arrests	4	8	9	3	2	0	3	4	7	0	0	0
Cases Cleared	2	7	11	2	2	0	3	2	6	0	0	0
Charges Laid	18	24	26	4	2	0	2	12	38	0	0	0
Fugitives	0	0	0	0	0	0	0	0	0	0	0	0
Administrative Discipline	0	0	0	0	0	0	0	0	0	0	0	0
# of Rewards Approved	1	6	8	3	2	2	0	4	2	0	0	0
Rewards Approved	\$750	\$2,700	\$3,400	\$1,000	\$300	\$350	\$0	\$600	\$1,200	\$0	\$0	\$0
# of Rewards Paid	0	3	4	2	0	1	0	0	0	0	0	0
Rewards Paid	\$0	\$1,100	\$2,700	\$800	\$0	\$150	\$0	\$0	\$0	\$0	\$0	\$0
# of Weapons Recovered	0	3	5	0	0	0	0	0	1	0	0	0
# of Vehicles Recovered	0	1	0	1	0	0	0	0	0	0	0	0
Property Recovered	\$0	\$38,750	\$3,500	\$80,000	\$0	\$0	\$0	\$0	\$0	\$0	\$0	\$0
Cash Recovered	\$910	\$13,021	\$350	\$0	\$0	\$0	\$0	\$530	\$0	\$0	\$0	\$0
Drugs Seized	\$49,250	\$62,300	\$72,230	\$0	\$0	\$0	\$0	\$3,680	\$165,000	\$0	\$0	\$0
Total Recovered	\$50,160	\$114,071	\$76,080	\$80,000	\$0	\$0	\$0	\$4,210	\$165,000	\$0	\$0	\$0

Statistic	Q1	Q2	Q3	Q4	YTD	SI
Tips Received	494	439	434	127	1,494	61,426
Tip Follow-ups	340	336	407	119	1,202	21,379
Calls Received	0	0	0	0	0	3,138
Arrests	21	5	14	0	40	7,098
Cases Cleared	20	4	11	0	35	10,433
Charges Laid	68	6	52	0	126	10,301
Fugitives	0	0	0	0	0	625
Administrative Discipline	0	0	0	0	0	3
# of Rewards Approved	15	7	6	0	28	1,885
Rewards Approved	\$6,850	\$1,650	\$1,800	\$0	\$10,300	\$1,267,385
# of Rewards Paid	7	3	0	0	10	971
Rewards Paid	\$3,800	\$950	\$0	\$0	\$4,750	\$833,652
# of Weapons Recovered	8	0	1	0	9	554
# of Vehicles Recovered	1	1	0	0	2	34
Property Recovered	\$42,250	\$80,000	\$0	\$0	\$122,250	\$13,554,173
Cash Recovered	\$14,281	\$0	\$530	\$0	\$14,811	\$604,979
Drugs Seized	\$183,780	\$0	\$168,680	\$0	\$352,460	\$119,682,048
Total Recovered	\$240,311	\$80,000	\$169,210	\$0	\$489,521	\$133,841,200

Windsor - Essex County Crime Stoppers Tip Summary Report

Created Date: 2023/10/01 to 2023/10/31

Offense Type	Count
Animal Cruelty	1
Arson	2
Assault	4
Attempt Murder	2
Breach of Condition	1
Break and Enter	4
By Law	1
Child Abuse	3
COVID-19	0
Cybercrime	2
Disqualified Driving	3
Drugs	42
Elder Abuse	1
Fraud	8
Highway Traffic Act	5
Hit and Run / Fail to Remain	1
Homicide	0
Human Smuggling	0
Human Trafficking	0
Illegal Cigarettes	0
Immigration	1

Impaired Driver	4
Indecent Act	0
Liquor (sales to minors, sales without licence)	0
Mischief	4
Missing Person	3
Motor Vehicle Collision	2
Possession of Stolen Property	4
Prostitution/Morality	0
Repeat Impaired Driver	0
Robbery	0
Sexual Assault	0
Stolen Vehicle	1
Suspended Driver	0
Suspicious Activity	3
Terrorism	0
Test Tip	0
Theft	11
Threats	1
Warrant	6
Weapons	2
<i>Other</i>	7
<i>Unknown</i>	3
Total	132