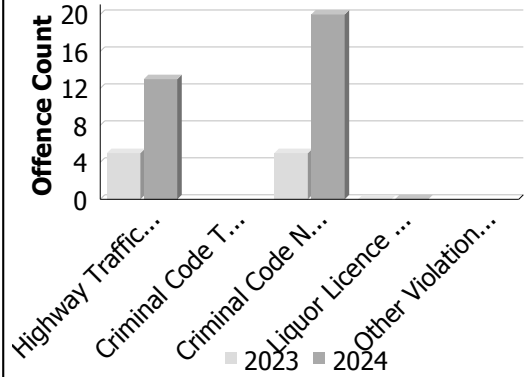


Police Services Board Report for Lakeshore
Integrated Court Offence Network
February - 2024

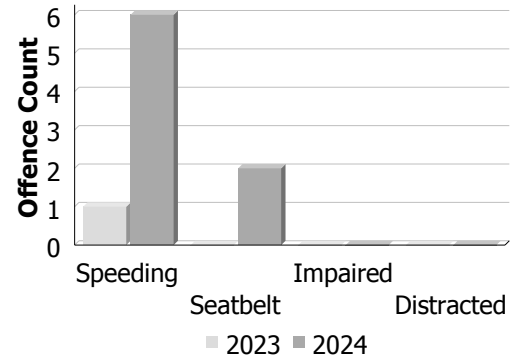
Criminal Code and Provincial Statute Charges Laid

Offence Count	February			Year to Date - February		
	2023	2024	% Change	2023	2024	% Change
Highway Traffic Act	5	13	160.0%	8	28	250.0%
Criminal Code Traffic	--	--	--	--	--	--
CCC Non-Traffic	--	--	--	--	--	--
Liquor Licence Act	0	0	--	0	0	--
Other Violations	--	--	--	--	--	--



Traffic Related Charges

Offence Count	February			Year to Date - February		
	2023	2024	% Change	2023	2024	% Change
Speeding	1	6	500.0%	1	12	1,100.0%
Seatbelt	0	2	--	0	2	--
Impaired	0	0	--	0	0	--
Distracted	0	0	--	0	0	--



Integrated Court Offence Network data is updated on a monthly basis: Data could be as much as a month and a half behind.

Data Utilized

- Ministry of Attorney General, Integrated Court Offence Network
- Integrated Court Offence Network Charge Business Intelligence Cube

Detachment: 6E - ESSEX COUNTY
Location code(s): 6E20 - LAKESHORE
Data source date:
 Apr 15, 2024 1:18:00 PM

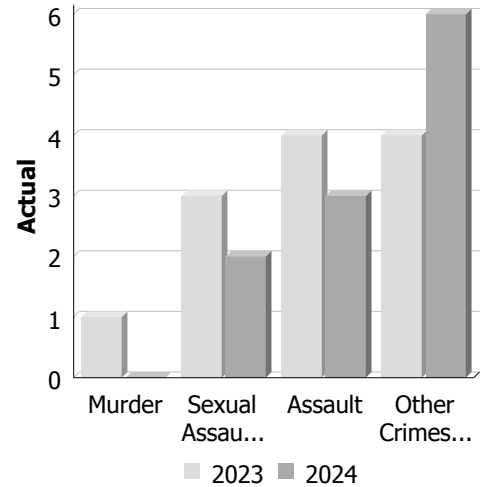
Report Generated by:
 Pharand, Lise

Report Generated on:
 May 13, 2024 12:33:20 PM
 PP-CSC-Operational Planning-4300

Police Services Board Report for Lakeshore
Records Management System
April - 2024

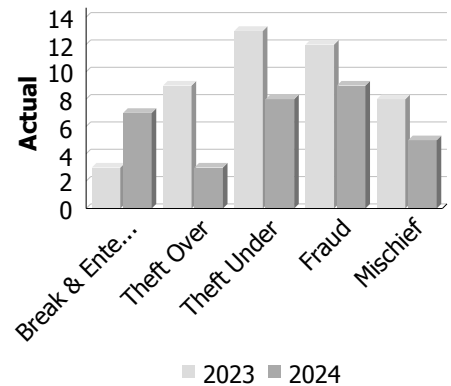
Violent Crime

Actual	April			Year to Date - April		
	2023	2024	% Change	2023	2024	% Change
Murder	1	0	-100.0%	1	1	0.0%
Other Offences Causing Death	0	0	--	0	0	--
Attempted Murder	0	0	--	0	0	--
Sexual Assault	3	2	-33.3%	5	8	60.0%
Assault	4	3	-25.0%	25	14	-44.0%
Abduction	0	0	--	0	0	--
Robbery	0	0	--	0	2	--
Other Crimes Against a Person	4	6	50.0%	14	11	-21.4%
Total	12	11	-8.3%	45	36	-20.0%



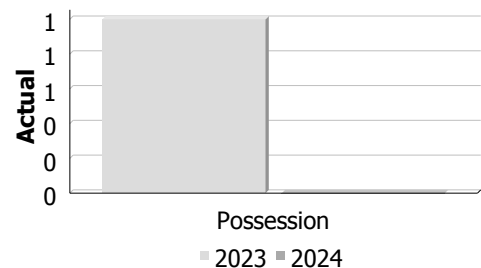
Property Crime

Actual	April			Year to Date - April		
	2023	2024	% Change	2023	2024	% Change
Arson	0	0	--	0	1	--
Break & Enter	3	7	133.3%	15	23	53.3%
Theft Over	9	3	-66.7%	18	22	22.2%
Theft Under	13	8	-38.5%	54	43	-20.4%
Have Stolen Goods	0	0	--	1	2	100.0%
Fraud	12	9	-25.0%	44	56	27.3%
Mischief	8	5	-37.5%	22	20	-9.1%
Total	45	32	-28.9%	154	167	8.4%



Drug Crime

Actual	April			Year to Date - April		
	2023	2024	% Change	2023	2024	% Change
Possession	1	0	-100.0%	1	1	0.0%
Trafficking	0	0	--	0	0	--
Importation and Production	0	0	--	0	0	--
Total	1	0	-100.0%	1	1	0.0%



Clearance Rate

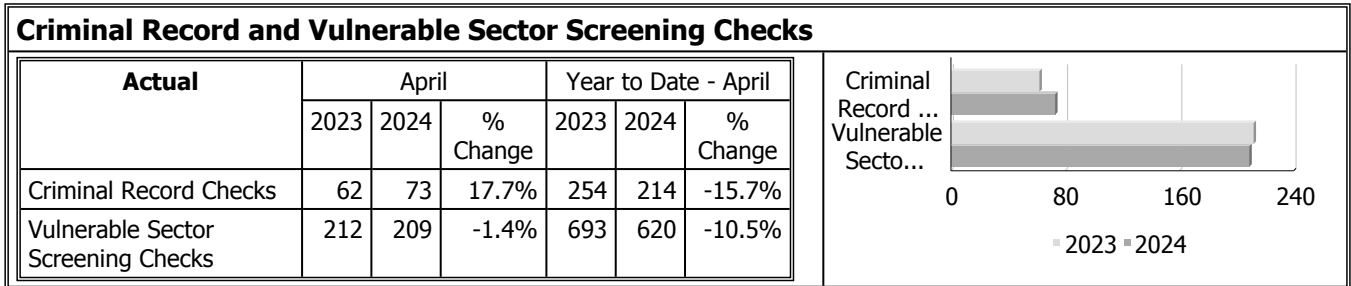
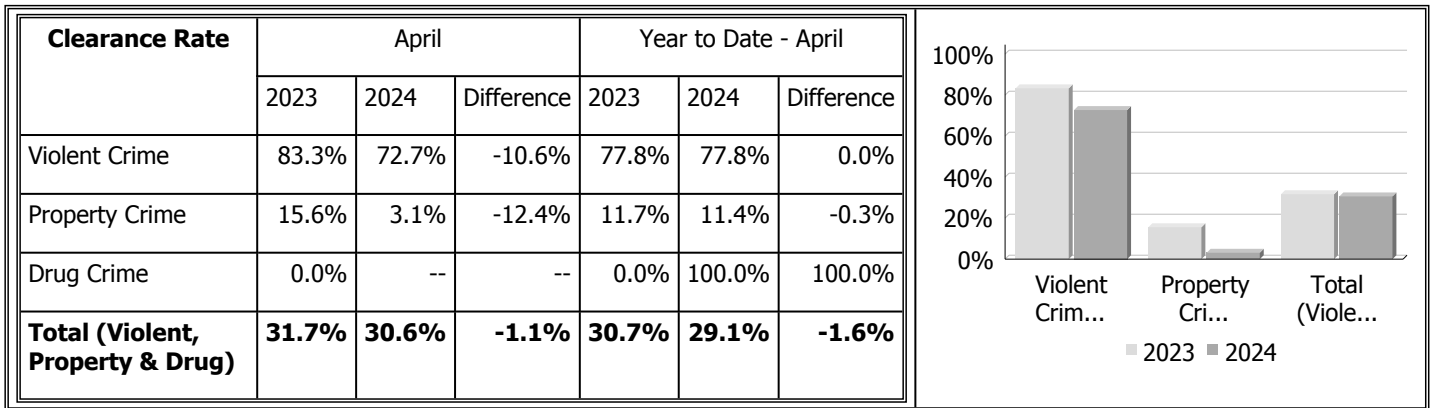
Detachment: 6E - ESSEX COUNTY
Location code(s): 6E20 - LAKESHORE

Data source date:
2024/05/11

Report Generated by:
Pharand, Lise

Report Generated on:
May 13, 2024 12:40:38 PM
PP-CSC-Operational Planning-4300

Police Services Board Report for Lakeshore
Records Management System
April - 2024



Data contained within this report is dynamic in nature and numbers will change over time as the Ontario Provincial Police continue to investigate and solve crime.

Data Utilized

- Major Crimes
- Niche RMS All Offence Level Business Intelligence Cube

Detachment: 6E - ESSEX COUNTY

Location code(s): 6E20 - LAKESHORE

Data source date:

2024/05/11

Report Generated by:

Pharand, Lise

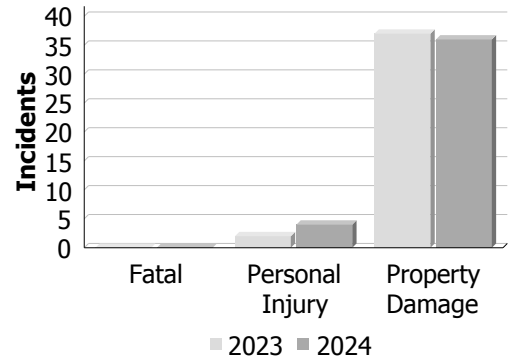
Report Generated on:

May 13, 2024 12:40:38 PM
 PP-CSC-Operational Planning-4300

Police Services Board Report for Lakeshore
Collision Reporting System
April - 2024

Motor Vehicle Collisions by Type

Incidents	April			Year to Date - April		
	2023	2024	% Change	2023	2024	% Change
Fatal	0	0	--	0	0	--
Personal Injury	2	4	100.0%	12	21	75.0%
Property Damage	37	36	-2.7%	133	128	-3.8%
Total	39	40	2.6%	145	149	2.8%



Fatalities in Detachment Area

Incidents		April			Year to Date - April		
		2023	2024	% Change	2023	2024	% Change
Motor Vehicle Collision	Fatal Incidents	0	0	--	0	0	--
	Alcohol Related	0	0	--	0	0	--
Off-Road Vehicle	Fatal Incidents	0	0	--	0	0	--
	Alcohol Related	0	0	--	0	0	--
Motorized Snow Vehicle	Fatal Incidents	0	0	--	0	0	--
	Alcohol Related	0	0	--	0	0	--

Persons Killed	April			Year to Date - April		
	2023	2024	% Change	2023	2024	% Change
Motor Vehicle Collision	0	0	--	0	0	--
Off-Road Vehicle	0	0	--	0	0	--
Motorized Snow Vehicle	0	0	--	0	0	--

Data Utilized

- SQL online application reporting system – OPP CRS 2.3.09
- Collision Reporting System Business Intelligence Cube

Detachment: 6E - ESSEX

Location code(s): 6E20-LAKESHORE

Data source date:
2024/05/09

Report Generated by:
Pharand, Lise

Report Generated on:
May 13, 2024 12:27:07 PM
PP-CSC-Operational Planning-4300

Police Services Board Report for Lakeshore
2024/Apr

Public Complaints	
Policy	0
Service	0
Conduct	0

Date information collected from Professional Standards Bureau Commander Reports: 2024-05-13

Data Source

Ontario Provincial Police, Professional Standards Bureau Commander Reports

- Includes all public policy, service and conduct complaints submitted to the Office of the Independent Police Review Director (OIPRD)

Secondary Employment

Daily Activity Reporting Patrol Hours	
Total Hours	2024/Apr
Number of Cruiser Patrol Hours	704.50
Number of Motorcycle Patrol Hours	3.50
Number of Marine Patrol Hours	0.00
Number of ATV Patrol Hours	0.00
Number of Snowmobile Patrol Hours	0.00
Number of Bicycle Patrol Hours	0.00
Number of Foot Patrol Hours	74.75
Number of School Patrol Hours	0.00

Data source (Daily Activity Reporting System) date: 2024/05/10

Detachment: 6E - ESSEX COUNTY

Location code(s): 6E20 - LAKESHORE

Report Generated by:
Pharand, Lise

Report Generated on:
May 13, 2024 12:23:16 PM
PP-CSC-Operational Planning-4300



Calls For Service (CFS) Billing Summary Report

Town of Lakeshore April - 2024

Billing Categories (Billing categories below do not match traditional crime groupings)		2024				2023			
		April	Year to Date	Time Standard	Year To Date Weighted Hours	April	Year to Date	Time Standard	Year To Date Weighted Hours
Violent Criminal Code	Murder 1st Degree	0	1	15.4	15.4	1	1	15.4	15.4
	Sexual Assault	1	6	15.4	92.4	3	6	15.4	92.4
	Assault With Weapon or Causing Bodily Harm-Level 2	1	8	15.4	123.2	0	4	15.4	61.6
	Assault-Level 1	2	5	15.4	77.0	4	22	15.4	338.8
	Discharge Firearm with Intent	0	0		0.0	0	2	15.4	30.8
	Assault Peace Officer	0	1	15.4	15.4	0	0		0.0
	Robbery, With Threat of Violence	0	1	15.4	15.4	0	0		0.0
	Robbery - Other	0	1	15.4	15.4	0	0		0.0
	Criminal Harassment	0	2	15.4	30.8	3	7	15.4	107.8
	Indecent/Harassing Communications	0	0		0.0	0	1	15.4	15.4
	Utter Threats -Master code	4	4	15.4	61.6	0	0		0.0
	Utter Threats to Person	2	6	15.4	92.4	2	9	15.4	138.6
	Total	10	35	15.4	539.0	13	52	15.4	800.8
Property Crime Violations	Arson - Auto	0	1	6.3	6.3	0	0		0.0
	Break & Enter	7	24	6.3	151.2	3	17	6.3	107.1
	Theft Over -master code	0	1	6.3	6.3	0	1	6.3	6.3
	Theft Over - Construction Site	0	1	6.3	6.3	0	0		0.0
	Theft Over - Trailers	1	3	6.3	18.9	0	2	6.3	12.6
	Theft Over - Other Theft	0	3	6.3	18.9	0	1	6.3	6.3
	Theft Over - Boat (Vessel)	2	2	6.3	12.6	0	0		0.0
	Theft of - Mail	0	0		0.0	1	2	6.3	12.6
	Theft FROM Motor Vehicle Over \$5,000	0	0		0.0	1	2	6.3	12.6
	Theft Over \$5,000 [SHOPLIFTING]	0	0		0.0	1	1	6.3	6.3
	Theft of Motor Vehicle	0	7	6.3	44.1	3	7	6.3	44.1
	Theft of - Automobile	0	2	6.3	12.6	2	5	6.3	31.5
	Theft of - Trucks	0	1	6.3	6.3	1	2	6.3	12.6
	Theft of - All Terrain Vehicles	0	2	6.3	12.6	0	0		0.0
	Theft of - Construction Vehicles	0	1	6.3	6.3	0	0		0.0
	Theft of - Other Motor Vehicles	0	0		0.0	1	1	6.3	6.3
	Theft Under -master code	0	3	6.3	18.9	0	5	6.3	31.5
	Theft under - Farm Agricultural Produce	0	0		0.0	0	1	6.3	6.3
	Theft under - Bicycles	1	2	6.3	12.6	2	2	6.3	12.6



Calls For Service (CFS) Billing Summary Report

Town of Lakeshore April - 2024

Billing Categories (Billing categories below do not match traditional crime groupings)		2024				2023			
		April	Year to Date	Time Standard	Year To Date Weighted Hours	April	Year to Date	Time Standard	Year To Date Weighted Hours
Property Crime Violations	Theft under - Building	0	0		0.0	0	1	6.3	6.3
	Theft under - Trailers	0	0		0.0	0	1	6.3	6.3
	Theft under - Other Theft	1	6	6.3	37.8	4	13	6.3	81.9
	Theft under - Boat Motor	1	1	6.3	6.3	0	0		0.0
	Theft Under - Gasoline Drive-off	2	3	6.3	18.9	0	5	6.3	31.5
	Theft FROM Motor Vehicle Under \$5,000	1	7	6.3	44.1	0	8	6.3	50.4
	Theft Under \$5,000 [SHOPLIFTING]	2	21	6.3	132.3	6	16	6.3	100.8
	Trafficking in Stolen Goods over \$5,000 (incl. possession wi	0	1	6.3	6.3	0	0		0.0
	Possession of Stolen Goods over \$5,000	0	0		0.0	0	1	6.3	6.3
	Possession of Stolen Goods under \$5,000	0	1	6.3	6.3	0	0		0.0
	Fraud -Master code	2	7	6.3	44.1	2	5	6.3	31.5
	Fraud - Steal/Forge/Poss./Use Credit Card	0	1	6.3	6.3	2	2	6.3	12.6
	Fraud - False Pretence <= \$5,000	0	1	6.3	6.3	0	0		0.0
	Fraud - Forgery & Uttering	0	1	6.3	6.3	0	0		0.0
	Fraud - Fraud through mails	0	1	6.3	6.3	0	0		0.0
	Fraud -Money/property/ security > \$5,000	2	10	6.3	63.0	2	6	6.3	37.8
	Fraud -Money/property/ security <= \$5,000	3	25	6.3	157.5	2	16	6.3	100.8
	Fraud - Other	1	8	6.3	50.4	2	15	6.3	94.5
	Personation with Intent (fraud)	0	1	6.3	6.3	1	1	6.3	6.3
	Fraud - False Pretence > \$5,000	0	2	6.3	12.6	0	1	6.3	6.3
	Identity Theft	0	1	6.3	6.3	0	0		0.0
	Identity Fraud	1	2	6.3	12.6	1	2	6.3	12.6
	Mischief - master code	5	18	6.3	113.4	6	21	6.3	132.3
	Mischief [Graffiti - Non Gang Related]	0	0		0.0	1	1	6.3	6.3
	Interfere with lawful use, enjoyment of property	0	1	6.3	6.3	1	1	6.3	6.3
	Property Damage	4	17	6.3	107.1	4	9	6.3	56.7
	Total	36	189	6.3	1,190.7	49	174	6.3	1,096.2
Other Criminal Code Violations (Excluding traffic)	Offensive Weapons-Possession of Weapons	0	1	7.3	7.3	0	2	7.3	14.6



Calls For Service (CFS) Billing Summary Report

Town of Lakeshore April - 2024

Billing Categories <i>(Billing categories below do not match traditional crime groupings)</i>		2024				2023			
		April	Year to Date	Time Standard	Year To Date Weighted Hours	April	Year to Date	Time Standard	Year To Date Weighted Hours
Other Criminal Code Violations (Excluding traffic)	Offensive Weapons-Restricted	0	0		0.0	0	1	7.3	7.3
	Offensive Weapons-Other Offensive Weapons	1	1	7.3	7.3	0	0		0.0
	Bail Violations - Fail To Comply	1	16	7.3	116.8	2	5	7.3	36.5
	Bail Violations - Recognizance	0	1	7.3	7.3	0	0		0.0
	Counterfeit Money -Master code	0	1	7.3	7.3	0	0		0.0
	Possession Of Counterfeit Money	0	0		0.0	0	1	7.3	7.3
	Counterfeit Money - Others	0	0		0.0	0	1	7.3	7.3
	Disturb the Peace	0	2	7.3	14.6	1	4	7.3	29.2
	Indecent acts -exposure to person under 14	0	0		0.0	0	1	7.3	7.3
	Child Pornography -Master code	1	1	7.3	7.3	0	0		0.0
	Obstruct Public Peace Officer	0	1	7.3	7.3	0	0		0.0
	Breach of Probation	1	4	7.3	29.2	1	2	7.3	14.6
	Utter Threats to Property / Animals	0	1	7.3	7.3	0	0		0.0
	Disobey court order/Misconduct executing process	0	0		0.0	0	1	7.3	7.3
	Total	4	29	7.3	211.7	4	18	7.3	131.4
Drug Possession	Possession Other Controlled Drugs and Substance Act	0	0		0.0	1	1	6.9	6.9
	Possession - Methamphetamine (Crystal Meth)	0	1	6.9	6.9	0	0		0.0
	Drug related occurrence	0	2	6.9	13.8	1	3	6.9	20.7
	Total	0	3	6.9	20.7	2	4	6.9	27.6
Statutes & Acts	Landlord/Tenant	4	22	3.5	77.0	4	19	3.5	66.5
	Mental Health Act	18	57	3.5	199.5	11	43	3.5	150.5
	Mental Health Act - No contact with Police	0	6	3.5	21.0	0	2	3.5	7.0
	Mental Health Act - Attempt Suicide	0	6	3.5	21.0	1	3	3.5	10.5
	Mental Health Act - Threat of Suicide	4	24	3.5	84.0	1	21	3.5	73.5
	Mental Health Act - Voluntary Transport	0	1	3.5	3.5	0	1	3.5	3.5
	Mental Health Act - Placed on Form	0	0		0.0	0	1	3.5	3.5



Calls For Service (CFS) Billing Summary Report

Town of Lakeshore April - 2024

Billing Categories <i>(Billing categories below do not match traditional crime groupings)</i>		2024				2023			
		April	Year to Date	Time Standard	Year To Date Weighted Hours	April	Year to Date	Time Standard	Year To Date Weighted Hours
Statutes & Acts	Mental Health Act - Apprehension	2	7	3.5	24.5	2	7	3.5	24.5
	Custody Dispute	0	2	3.5	7.0	0	1	3.5	3.5
	Trespass To Property Act	9	26	3.5	91.0	4	11	3.5	38.5
	Total	37	151	3.5	528.5	23	109	3.5	381.5
Operational	Animal -Master code	0	0		0.0	0	2	3.8	7.6
	Animal Bite	0	0		0.0	1	2	3.8	7.6
	Animal Stray	0	4	3.8	15.2	1	4	3.8	15.2
	Animal Injured	0	0		0.0	1	9	3.8	34.2
	Animal - Other	1	2	3.8	7.6	1	3	3.8	11.4
	Alarm -Others	0	1	3.8	3.8	0	0		0.0
	Domestic Disturbance	15	61	3.8	231.8	20	55	3.8	209.0
	Suspicious Person	27	90	3.8	342.0	20	73	3.8	277.4
	Phone -Master code	0	3	3.8	11.4	0	2	3.8	7.6
	Phone -Nuisance - No Charges Laid	1	11	3.8	41.8	3	11	3.8	41.8
	Phone -Threatening - No Charges Laid	1	3	3.8	11.4	1	4	3.8	15.2
	Phone -Other - No Charges Laid	1	4	3.8	15.2	2	4	3.8	15.2
	Text- related Incident (Texting)	0	1	3.8	3.8	0	0		0.0
	False Fire Alarm - Building	0	0		0.0	1	1	3.8	3.8
	Fire - Building	2	6	3.8	22.8	0	6	3.8	22.8
	Fire - Vehicle	0	1	3.8	3.8	1	1	3.8	3.8
	Fire - Other	0	1	3.8	3.8	0	0		0.0
	Insecure Condition -Master code	0	3	3.8	11.4	1	2	3.8	7.6
	Insecure Condition - Building	1	1	3.8	3.8	0	0		0.0
	Missing Person -Master code	1	1	3.8	3.8	0	0		0.0
	Missing Person under 12	0	2	3.8	7.6	1	1	3.8	3.8
	Missing Person 12 & older	1	3	3.8	11.4	2	4	3.8	15.2
	Missing Person Located Under 12	0	0		0.0	1	1	3.8	3.8
	Missing Person Located 12 & older	1	8	3.8	30.4	1	5	3.8	19.0
	Noise Complaint -Master code	1	2	3.8	7.6	0	0		0.0
	Noise Complaint - Vehicle	1	1	3.8	3.8	1	1	3.8	3.8
	Noise Complaint - Animal	2	2	3.8	7.6	0	0		0.0
	Noise Complaint - Others	0	1	3.8	3.8	0	0		0.0
	Found Property -Master code	0	4	3.8	15.2	1	11	3.8	41.8



Calls For Service (CFS) Billing Summary Report

Town of Lakeshore April - 2024

Billing Categories (Billing categories below do not match traditional crime groupings)		2024				2023			
		April	Year to Date	Time Standard	Year To Date Weighted Hours	April	Year to Date	Time Standard	Year To Date Weighted Hours
Operational	Found - License Plate	0	2	3.8	7.6	0	0		0.0
	Found - Vehicle Accessories	1	2	3.8	7.6	0	0		0.0
	Found-Personal Accessories	4	7	3.8	26.6	0	0		0.0
	Found-Sporting Goods, Hobby Equip.	0	0		0.0	1	1	3.8	3.8
	Found-Bicycles	0	1	3.8	3.8	0	1	3.8	3.8
	Found-Others	3	14	3.8	53.2	1	8	3.8	30.4
	Lost Property -Master code	1	2	3.8	7.6	3	7	3.8	26.6
	Lost License Plate	3	6	3.8	22.8	1	2	3.8	7.6
	Lost Disabled Parking Permit	0	0		0.0	1	1	3.8	3.8
	Lost - Vehicle Accessories	3	4	3.8	15.2	1	1	3.8	3.8
	Lost-Personal Accessories	0	2	3.8	7.6	0	2	3.8	7.6
	Lost-Household Property	0	1	3.8	3.8	0	0		0.0
	Lost-Jewellery	0	1	3.8	3.8	0	0		0.0
	Lost-Radio,TV,Sound-Reprod. Equip.	0	0		0.0	0	2	3.8	7.6
	Lost-Sporting Goods, Hobby Equip.	0	0		0.0	1	1	3.8	3.8
	Lost-Machinery & Tools	1	1	3.8	3.8	0	0		0.0
	Lost - Gun	1	1	3.8	3.8	0	2	3.8	7.6
	Lost-Others	4	20	3.8	76.0	2	5	3.8	19.0
	Sudden Death - Suicide	0	6	3.8	22.8	0	0		0.0
	Sudden Death - Natural Causes	1	8	3.8	30.4	4	10	3.8	38.0
	Sudden Death - Others	0	1	3.8	3.8	0	2	3.8	7.6
	Suspicious Vehicle	17	57	3.8	216.6	13	54	3.8	205.2
	Trouble with Youth	11	38	3.8	144.4	10	39	3.8	148.2
	Vehicle Recovered - Automobile	2	9	3.8	34.2	2	5	3.8	19.0
	Vehicle Recovered - Trucks	0	6	3.8	22.8	0	1	3.8	3.8
	Vehicle Recovered - All Terrain Veh	0	0		0.0	0	1	3.8	3.8
	Unwanted Persons	8	31	3.8	117.8	1	8	3.8	30.4
	Neighbour Dispute	17	45	3.8	171.0	22	50	3.8	190.0
	By-Law -Master code	2	3	3.8	11.4	2	4	3.8	15.2
	Noise By-Law	12	29	3.8	110.2	13	29	3.8	110.2
	Dogs By-Law	4	10	3.8	38.0	6	18	3.8	68.4
	Firearms (Discharge) By-Law	2	7	3.8	26.6	0	0		0.0
	Other Municipal By-Laws	5	13	3.8	49.4	3	9	3.8	34.2
	Traffic By-Law	4	12	3.8	45.6	7	13	3.8	49.4



Calls For Service (CFS) Billing Summary Report

Town of Lakeshore April - 2024

Billing Categories (Billing categories below do not match traditional crime groupings)		2024				2023			
		April	Year to Date	Time Standard	Year To Date Weighted Hours	April	Year to Date	Time Standard	Year To Date Weighted Hours
Operational	Assist Fire Department	0	2	3.8	7.6	0	1	3.8	3.8
	Assist Public	18	43	3.8	163.4	5	32	3.8	121.6
	Distressed/Overdue Motorist	0	2	3.8	7.6	0	1	3.8	3.8
	Family Dispute	15	65	3.8	247.0	17	48	3.8	182.4
	Protest - Demonstration	0	1	3.8	3.8	0	0		0.0
	Total	195	668	3.8	2,538.4	176	560	3.8	2,128.0
Operational2	False Alarm-Accidental Trip	2	5	1.5	7.5	0	3	1.5	4.5
	False Alarm-Malfunction	1	6	1.5	9.0	2	7	1.5	10.5
	False Holdup Alarm-Accidental Trip	2	6	1.5	9.0	3	7	1.5	10.5
	False Alarm -Others	18	107	1.5	160.5	21	92	1.5	138.0
	False Alarm -Cancelled	1	3	1.5	4.5	2	3	1.5	4.5
	Keep the Peace	10	32	1.5	48.0	7	37	1.5	55.5
	911 call / 911 hang up	3	58	1.5	87.0	7	30	1.5	45.0
	911 hang up - Pocket Dial	0	0		0.0	1	1	1.5	1.5
	911 call - Dropped Cell	4	21	1.5	31.5	5	19	1.5	28.5
	Total	41	238	1.5	357.0	48	199	1.5	298.5
Traffic	MVC (MOTOR VEHICLE COLLISION) -Master code	2	6	3.8	22.8	0	3	3.8	11.4
	MVC - Personal Injury (MOTOR VEHICLE COLLISION)	2	11	3.8	41.8	4	12	3.8	45.6
	MVC - Prop. Dam. Non Reportable	12	40	3.8	152.0	6	28	3.8	106.4
	MVC - Prop. Dam. Reportable (MOTOR VEHICLE COLLISION)	17	86	3.8	326.8	25	91	3.8	345.8
	MVC - Prop. Dam. Failed to Remain (MOTOR VEHICLE COLLISION)	2	13	3.8	49.4	6	17	3.8	64.6
	Total	35	156	3.8	592.8	41	151	3.8	573.8
Total		358	1,469		5,978.8	356	1,267		5,437.8

Note to Detachment Commanders:

- The content of each report is to be shared by the Detachment Commander only with the municipality for which it was generated. The municipality may treat this as a public document and distribute it as they wish.
- All data is sourced from the Niche RMS application. Included are 'reported' occurrences (actuals and unfounded occurrences) for 'billable' occurrences ONLY. Data is refreshed on a weekly basis.
- The Traffic category includes motor vehicle collision (MVC) occurrences entered into Niche (UCR code 8521). MVCs are NOT sourced from the eCRS application for this report.
- Only the primary violation is counted within an occurrence.
- Time standards displayed are for the 2024 billing period.

Note to Municipalities:

- Data contained within this report is dynamic in nature and numbers will change over time as the Ontario Provincial Police continues to

Report Content Last Updated:
2024/05/11

Report generated by:
Pharand, Lise

Report generated on:
May 13, 2024 12:18:05 PM
Page 6 of 7



Calls For Service (CFS) Billing Summary Report

Town of Lakeshore April - 2024

investigate and solve crime.

- This report is NOT to be used for crime trend analysis as not all occurrences are included.
- Data groupings within this report do not match traditional crime groupings seen in other public reports such as the OPP Police Services Board reports or Statistics Canada reporting.



Windsor & Essex County Crime Stoppers

Police Coordinator Report

April 1st – April 30th, 2024

Overview

Crime Stoppers exists to provide a means for the public to pass along anonymous information that assists in solving crimes, recovering stolen property, seizing illegal drugs, and locating those for whom there is an outstanding warrant of arrest. Locally, the program is operated jointly as Windsor-Essex County Crime Stoppers and has the responsibility to receive and disseminate information to all law enforcement agencies within Essex County.

Program Education and Community Events

- April 10th- Community Housing Health Fair.
- April 17th -Presentation at Catholic Central High School
- April 20th -Recycle Day at Devonshire Mall
- Southern -Footprints Run at Point Pelee
- April 23rd -Presentation at Leamington District High School
- April 24th -Auto Theft Partnership

AM800

“Crime of the Week” report with AM800 radio recorded every Monday which airs every Tuesday morning and afternoon.

- Boat season report about boater safety
- Shots Fired Drouillard Road- WPS
- Missing Person (Adam Payne)- OPP
- Fatal Motor Vehicle Collision- WPS

CTV News/Media

- Shots fired at two different locations, Howard and Lincoln, Aired Tuesday April 23rd

Social Media

- Daily/Weekly Facebook, Twitter and Instagram posts

Crime Stoppers Upcoming Calendar

- May 1st University of Windsor Presentation
- May 1st St. Clair College Student Orientation
- May 2nd St. Clair College Student Orientation
- May 3rd Presentation at Assumption Highschool
- May 7th Mother's day event at River's Edge
- May 8th- McHappy Day- LaSalle location
- May 15th- 18th Police Week at Devonshire Mall
- May 26th- LaSalle Bike Rodeo
- May 28th Presentation at Villanova High School
- May 31st Community Housing Information Booth
- June 1st Tecumseh Mall Recycle Event
- August 22nd Crime Stoppers Golf Tournament

This statistical report is reflective of April 1-30th, 2024

Crime Stoppers tip information was distributed to the following agencies during this time period.

Windsor Police Service

WPS - Amherstburg Detachment

Ontario Provincial Police

LaSalle Police Service

Ministry of Revenue and Finance

Windsor & Essex County Health Unit- Tobacco Enforcement

CBSA

ROPE

Windsor Police Criminal Intelligence Unit – Cannabis Enforcement

Attached documents include:

Police Coordinators Report

Monthly Statistical Report

Tip Summary Report

This Report was Prepared By: Constable Matt Gee – OPP representative

TOTAL POPULATION REPRESENTED – 836,615 (2023 CENSUS)

POPULATION (CITY) – 342,000

POPULATION (COUNTY) – 436,061

POPULATION (LASALLE) – 34,023

POPULATION (AMHERSTBURG) – 24,531

****SI on Statistical Report is “Since Inception” – 1985**



Windsor - Essex County Crime Stoppers - Statistical Report

Filter Date: April 2024 Run Date: 2024/05/02

Statistic	Jan	Feb	Mar	Apr	May	Jun	Jul	Aug	Sep	Oct	Nov	Dec
Tips Received	131	123	139	168	0	0	0	0	0	0	0	0
Tip Follow-ups	84	96	132	131	0	0	0	0	0	0	0	0
Arrests	11	2	1	14	0	0	0	0	0	0	0	0
Cases Cleared	11	8	1	7	0	0	0	0	0	0	0	0
Charges Laid	23	38	16	34	0	0	0	0	0	0	0	0
Fugitives	0	0	0	0	0	0	0	0	0	0	0	0
Administrative Discipline	0	0	0	0	0	0	0	0	0	0	0	0
# of Rewards Approved	5	7	2	1	0	0	0	0	0	0	0	0
Rewards Approved	\$450	\$1,650	\$950	\$150	\$0	\$0	\$0	\$0	\$0	\$0	\$0	\$0
# of Rewards Paid	1	0	0	0	0	0	0	0	0	0	0	0
Rewards Paid	\$100	\$0	\$0	\$0	\$0	\$0	\$0	\$0	\$0	\$0	\$0	\$0
# of Weapons Recovered	0	1	3	0	0	0	0	0	0	0	0	0
# of Vehicles Recovered	0	3	0	1	0	0	0	0	0	0	0	0
Property Recovered	\$0	\$155,000	\$0	\$8,300	\$0	\$0	\$0	\$0	\$0	\$0	\$0	\$0
Cash Recovered	\$0	\$6	\$970	\$7,486	\$0	\$0	\$0	\$0	\$0	\$0	\$0	\$0
Drugs Seized	\$145,520	\$100	\$4,625	\$125,245	\$0	\$0	\$0	\$0	\$0	\$0	\$0	\$0
Total Recovered	\$145,520	\$155,106	\$5,595	\$141,031	\$0	\$0	\$0	\$0	\$0	\$0	\$0	\$0

Statistic	Q1	Q2	Q3	Q4	YTD	SI
Tips Received	393	160	0	0	553	62,260
Tip Follow-ups	312	125	0	0	437	21,854
Calls Received	0	0	0	0	0	3,138
Arrests	14	14	0	0	28	7,141
Cases Cleared	20	7	0	0	27	10,475
Charges Laid	77	34	0	0	111	10,508
Fugitives	0	0	0	0	0	625
Administrative Discipline	0	0	0	0	0	3
# of Rewards Approved	14	1	0	0	15	1,909
Rewards Approved	\$3,050	\$150	\$0	\$0	\$3,200	\$1,274,160
# of Rewards Paid	1	0	0	0	1	972
Rewards Paid	\$100	\$0	\$0	\$0	\$100	\$833,752
# of Weapons Recovered	4	0	0	0	4	558
# of Vehicles Recovered	3	1	0	0	4	38
Property Recovered	\$155,000	\$8,300	\$0	\$0	\$163,300	\$13,729,473
Cash Recovered	\$976	\$7,486	\$0	\$0	\$8,462	\$616,571
Drugs Seized	\$150,245	\$125,245	\$0	\$0	\$275,490	\$120,029,582
Total Recovered	\$306,221	\$141,031	\$0	\$0	\$447,252	\$134,375,626

Windsor - Essex County Crime Stoppers Tip Summary Report

Created Date: 2024/04/02 to 2024/05/02

Offense Type	Count
Animal Cruelty	1
Arson	3
Assault	5
Attempt Murder	0
Breach of Condition	5
Break and Enter	2
By Law	0
Child Abuse	1
COVID-19	0
Cybercrime	1
Disqualified Driving	1
Drugs	34
Elder Abuse	0
Fraud	2
Highway Traffic Act	3
Hit and Run / Fail to Remain	1
Homicide	1
Human Smuggling	0
Human Trafficking	1
Illegal Cigarettes	1

Immigration	1
Impaired Driver	2
Indecent Act	0
Liquor (sales to minors, sales without licence)	0
Mischief	1
Missing Person	1
Motor Vehicle Collision	0
Possession of Stolen Property	3
Prostitution/Morality	0
Repeat Impaired Driver	0
Robbery	8
Sexual Assault	13
Stolen Vehicle	4
Suspended Driver	3
Suspicious Activity	7
Terrorism	0
Test Tip	0
Theft	33
Threats	3
Warrant	8
Weapons	7
<i>Other</i>	16
<i>Unknown</i>	3
Total	175

