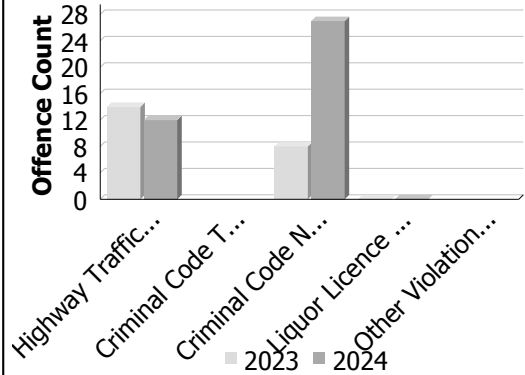


Police Services Board Report for Lakeshore
Integrated Court Offence Network
March - 2024

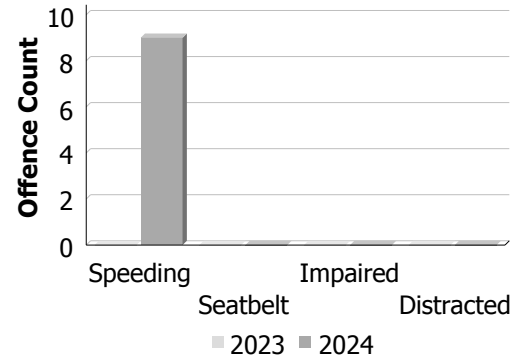
Criminal Code and Provincial Statute Charges Laid

Offence Count	March			Year to Date - March		
	2023	2024	% Change	2023	2024	% Change
Highway Traffic Act	14	12	-14.3%	22	41	86.4%
Criminal Code Traffic	--	--	--	--	--	--
CCC Non-Traffic	--	--	--	--	--	--
Liquor Licence Act	0	0	--	0	0	--
Other Violations	--	--	--	--	--	--



Traffic Related Charges

Offence Count	March			Year to Date - March		
	2023	2024	% Change	2023	2024	% Change
Speeding	0	9	--	1	21	2,000.0%
Seatbelt	0	0	--	0	2	--
Impaired	0	0	--	0	0	--
Distracted	0	0	--	0	0	--



Integrated Court Offence Network data is updated on a monthly basis: Data could be as much as a month and a half behind.

Data Utilized

- Ministry of Attorney General, Integrated Court Offence Network
- Integrated Court Offence Network Charge Business Intelligence Cube

Detachment: 6E - ESSEX COUNTY
Location code(s): 6E20 - LAKESHORE
Data source date:
Jun 10, 2024 1:56:21 PM

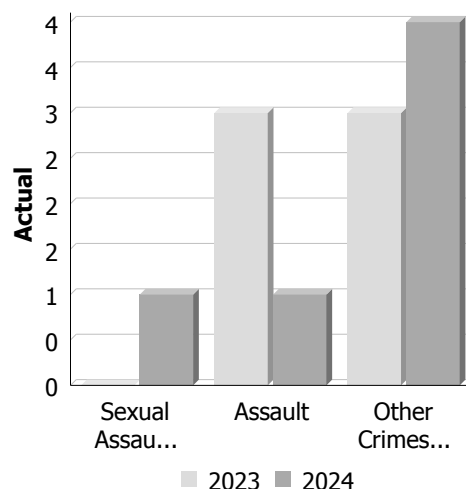
Report Generated by:
Pharand, Lise

Report Generated on:
Jun 11, 2024 11:15:12 AM
PP-CSC-Operational Planning-4300

Police Services Board Report for Lakeshore
Records Management System
May - 2024

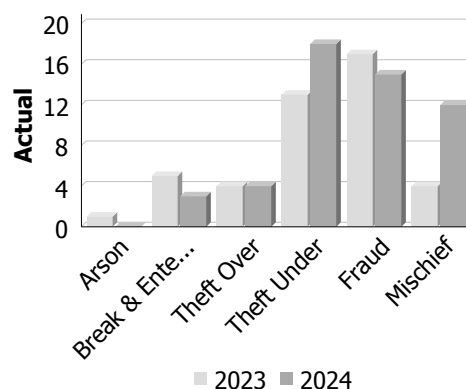
Violent Crime

Actual	May			Year to Date - May		
	2023	2024	% Change	2023	2024	% Change
Murder	0	0	--	1	1	0.0%
Other Offences Causing Death	0	0	--	0	0	--
Attempted Murder	0	0	--	0	0	--
Sexual Assault	0	1	--	5	9	80.0%
Assault	3	1	-66.7%	28	15	-46.4%
Abduction	0	0	--	0	0	--
Robbery	0	0	--	0	2	--
Other Crimes Against a Person	3	4	33.3%	17	15	-11.8%
Total	6	6	0.0%	51	42	-17.6%



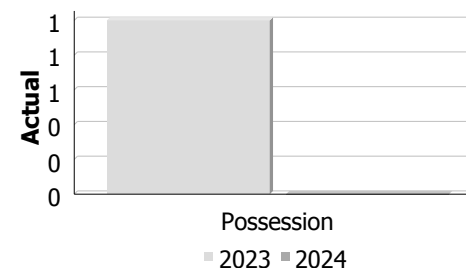
Property Crime

Actual	May			Year to Date - May		
	2023	2024	% Change	2023	2024	% Change
Arson	1	0	-100.0%	1	1	0.0%
Break & Enter	5	3	-40.0%	20	26	30.0%
Theft Over	4	4	0.0%	22	27	22.7%
Theft Under	13	18	38.5%	67	65	-3.0%
Have Stolen Goods	0	0	--	1	3	200.0%
Fraud	17	15	-11.8%	60	76	26.7%
Mischief	4	12	200.0%	26	33	26.9%
Total	44	52	18.2%	197	231	17.3%



Drug Crime

Actual	May			Year to Date - May		
	2023	2024	% Change	2023	2024	% Change
Possession	1	0	-100.0%	2	1	-50.0%
Trafficking	0	0	--	0	0	--
Importation and Production	0	0	--	0	0	--
Total	1	0	-100.0%	2	1	-50.0%



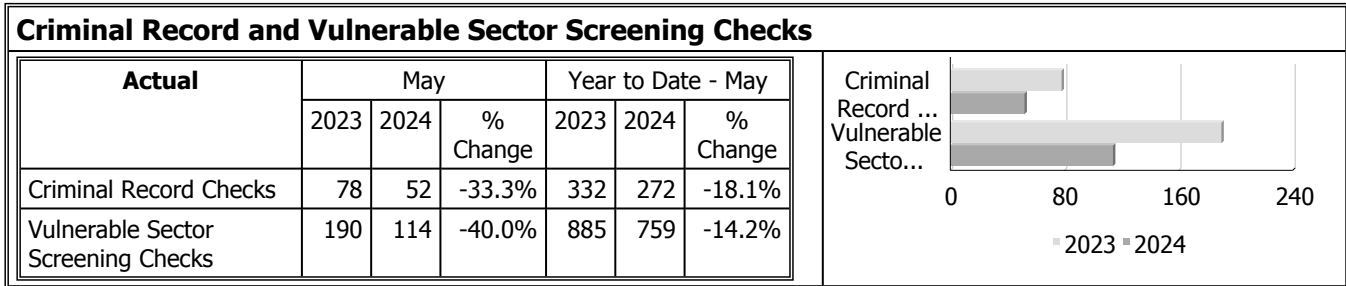
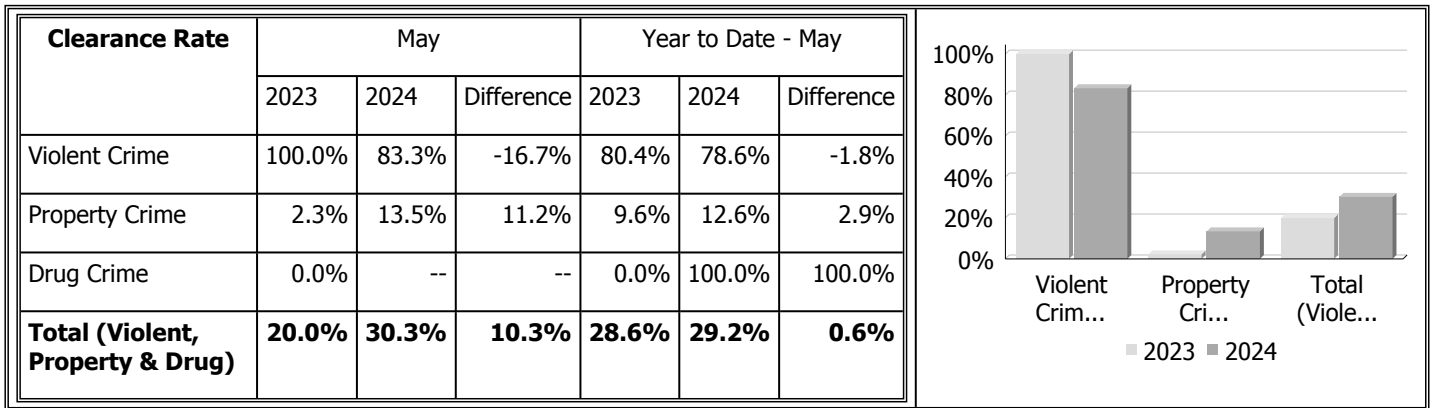
Clearance Rate

Detachment: 6E - ESSEX COUNTY
Location code(s): 6E20 - LAKESHORE
Data source date: 2024/06/08

Report Generated by:
Pharand, Lise

Report Generated on:
Jun 11, 2024 11:10:11 AM
PP-CSC-Operational Planning-4300

**Police Services Board Report for Lakeshore
Records Management System
May - 2024**



Data contained within this report is dynamic in nature and numbers will change over time as the Ontario Provincial Police continue to investigate and solve crime.

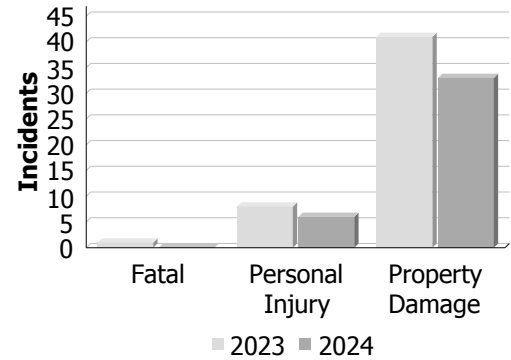
Data Utilized

- Major Crimes
- Niche RMS All Offence Level Business Intelligence Cube

Police Services Board Report for Lakeshore
Collision Reporting System
May - 2024

Motor Vehicle Collisions by Type

Incidents	May			Year to Date - May		
	2023	2024	% Change	2023	2024	% Change
Fatal	1	0	-100.0%	1	0	-100.0%
Personal Injury	8	6	-25.0%	20	27	35.0%
Property Damage	41	33	-19.5%	174	162	-6.9%
Total	50	39	-22.0%	195	189	-3.1%



Fatalities in Detachment Area

Incidents		May			Year to Date - May		
		2023	2024	% Change	2023	2024	% Change
Motor Vehicle Collision	Fatal Incidents	1	0	-100.0%	1	0	-100.0%
	Alcohol Related	1	0	-100.0%	1	0	-100.0%
Off-Road Vehicle	Fatal Incidents	0	0	--	0	0	--
	Alcohol Related	0	0	--	0	0	--
Motorized Snow Vehicle	Fatal Incidents	0	0	--	0	0	--
	Alcohol Related	0	0	--	0	0	--

Persons Killed	May			Year to Date - May		
	2023	2024	% Change	2023	2024	% Change
Motor Vehicle Collision	1	0	-100.0%	1	0	-100.0%
Off-Road Vehicle	0	0	--	0	0	--
Motorized Snow Vehicle	0	0	--	0	0	--

Data Utilized

- SQL online application reporting system – OPP CRS 2.3.09
- Collision Reporting System Business Intelligence Cube

Detachment: 6E - ESSEX

Location code(s): 6E20-LAKESHORE

Data source date:
2024/06/10

Report Generated by:
Pharand, Lise

Report Generated on:
Jun 11, 2024 11:06:44 AM
PP-CSC-Operational Planning-4300

**Police Services Board Report for Lakeshore
2024/May**

Public Complaints	
Policy	0
Service	0
Conduct	0

Date information collected from Professional Standards Bureau Commander Reports: 2024-06-11

Data Source

Ontario Provincial Police, Professional Standards Bureau Commander Reports

- Includes all public policy, service and conduct complaints submitted to the Office of the Independent Police Review Director (OIPRD)

Secondary Employment

Daily Activity Reporting Patrol Hours	
Total Hours	2024/May
Number of Cruiser Patrol Hours	632.25
Number of Motorcycle Patrol Hours	0.00
Number of Marine Patrol Hours	10.00
Number of ATV Patrol Hours	0.00
Number of Snowmobile Patrol Hours	0.00
Number of Bicycle Patrol Hours	24.00
Number of Foot Patrol Hours	97.75
Number of School Patrol Hours	2.50

Data source (Daily Activity Reporting System) date: 2024/06/28

Detachment: 6E - ESSEX COUNTY

Location code(s): 6E20 - LAKESHORE

Report Generated by:
Pharand, Lise

Report Generated on:
Jun 11, 2024 11:03:22 AM
PP-CSC-Operational Planning-4300



Calls For Service (CFS) Billing Summary Report

Town of Lakeshore May - 2024

Billing Categories (Billing categories below do not match traditional crime groupings)		2024				2023			
		May	Year to Date	Time Standard	Year To Date Weighted Hours	May	Year to Date	Time Standard	Year To Date Weighted Hours
Violent Criminal Code	Murder 1st Degree	0	1	15.4	15.4	0	1	15.4	15.4
	Sexual Assault	1	7	15.4	107.8	1	7	15.4	107.8
	Assault With Weapon or Causing Bodily Harm-Level 2	0	8	15.4	123.2	1	5	15.4	77.0
	Assault-Level 1	1	6	15.4	92.4	4	26	15.4	400.4
	Discharge Firearm with Intent	0	0		0.0	0	2	15.4	30.8
	Assault Peace Officer	0	1	15.4	15.4	0	0		0.0
	Robbery, With Threat of Violence	0	1	15.4	15.4	0	0		0.0
	Robbery - Other	0	1	15.4	15.4	0	0		0.0
	Criminal Harassment	2	4	15.4	61.6	0	7	15.4	107.8
	Indecent/Harassing Communications	0	0		0.0	1	2	15.4	30.8
	Utter Threats -Master code	1	5	15.4	77.0	0	0		0.0
	Utter Threats to Person	2	8	15.4	123.2	3	12	15.4	184.8
	Total	7	42	15.4	646.8	10	62	15.4	954.8
Property Crime Violations	Arson - Auto	0	1	6.3	6.3	1	1	6.3	6.3
	Break & Enter	4	28	6.3	176.4	7	24	6.3	151.2
	Theft Over -master code	0	1	6.3	6.3	1	2	6.3	12.6
	Theft Over - Construction Site	0	2	6.3	12.6	0	0		0.0
	Theft Over - Trailers	0	3	6.3	18.9	1	3	6.3	18.9
	Theft Over - Other Theft	2	4	6.3	25.2	0	1	6.3	6.3
	Theft Over - Boat (Vessel)	0	2	6.3	12.6	0	0		0.0
	Theft of - Mail	0	0		0.0	0	2	6.3	12.6
	Theft FROM Motor Vehicle Over \$5,000	0	0		0.0	1	3	6.3	18.9
	Theft Over \$5,000 [SHOPLIFTING]	0	0		0.0	0	1	6.3	6.3
	Theft of Motor Vehicle	3	11	6.3	69.3	0	7	6.3	44.1
	Theft of - Automobile	1	3	6.3	18.9	0	5	6.3	31.5
	Theft of - Trucks	0	1	6.3	6.3	1	3	6.3	18.9
	Theft of - All Terrain Vehicles	0	2	6.3	12.6	0	0		0.0
	Theft of - Construction Vehicles	0	1	6.3	6.3	0	0		0.0
	Theft of - Other Motor Vehicles	0	0		0.0	0	1	6.3	6.3
	Theft Under -master code	0	3	6.3	18.9	3	8	6.3	50.4
	Theft under - Farm Equipment	0	0		0.0	1	1	6.3	6.3



Calls For Service (CFS) Billing Summary Report

Town of Lakeshore May - 2024

Billing Categories (Billing categories below do not match traditional crime groupings)		2024				2023			
		May	Year to Date	Time Standard	Year To Date Weighted Hours	May	Year to Date	Time Standard	Year To Date Weighted Hours
Property Crime Violations	Theft under - Farm Agricultural Produce	0	0		0.0	0	1	6.3	6.3
	Theft under - Bicycles	0	2	6.3	12.6	0	2	6.3	12.6
	Theft under - Building	0	0		0.0	1	2	6.3	12.6
	Theft under - Trailers	0	0		0.0	0	1	6.3	6.3
	Theft under - Other Theft	5	11	6.3	69.3	0	13	6.3	81.9
	Theft under - Boat (Vessel)	0	0		0.0	1	1	6.3	6.3
	Theft under - Boat Motor	0	1	6.3	6.3	0	0		0.0
	Theft Under - Gasoline Drive-off	2	4	6.3	25.2	1	6	6.3	37.8
	Theft FROM Motor Vehicle Under \$5,000	6	13	6.3	81.9	7	15	6.3	94.5
	Theft Under \$5,000 [SHOPLIFTING]	5	31	6.3	195.3	1	17	6.3	107.1
	Trafficking in Stolen Goods over \$5,000 (incl. possession wi	0	1	6.3	6.3	0	0		0.0
	Possession of Stolen Goods over \$5,000	0	1	6.3	6.3	0	1	6.3	6.3
	Possession of Stolen Goods under \$5,000	0	1	6.3	6.3	0	0		0.0
	Fraud -Master code	4	11	6.3	69.3	1	6	6.3	37.8
	Fraud - Steal/Forge/Poss./Use Credit Card	1	2	6.3	12.6	2	4	6.3	25.2
	Fraud - False Pretence < = \$5,000	1	2	6.3	12.6	0	0		0.0
	Fraud - Forgery & Uttering	2	3	6.3	18.9	0	0		0.0
	Fraud - Fraud through mails	0	1	6.3	6.3	0	0		0.0
	Fraud -Money/property/ security > \$5,000	0	12	6.3	75.6	5	11	6.3	69.3
	Fraud -Money/property/ security <= \$5,000	3	31	6.3	195.3	7	23	6.3	144.9
	Fraud - Other	6	14	6.3	88.2	3	17	6.3	107.1
	Personation with Intent (fraud)	0	1	6.3	6.3	0	1	6.3	6.3
	Fraud - False Pretence > \$5,000	0	2	6.3	12.6	0	1	6.3	6.3
	Identity Theft	0	1	6.3	6.3	0	0		0.0
	Identity Fraud	0	2	6.3	12.6	0	2	6.3	12.6
	Mischief - master code	12	31	6.3	195.3	4	25	6.3	157.5
	Mischief [Graffiti - Non Gang Related]	0	0		0.0	0	1	6.3	6.3
	Interfere with lawful use, enjoyment of property	1	2	6.3	12.6	0	1	6.3	6.3
	Property Damage	5	22	6.3	138.6	4	13	6.3	81.9



Calls For Service (CFS) Billing Summary Report

Town of Lakeshore May - 2024

Billing Categories (Billing categories below do not match traditional crime groupings)		2024				2023			
		May	Year to Date	Time Standard	Year To Date Weighted Hours	May	Year to Date	Time Standard	Year To Date Weighted Hours
Property Crime Violations	Total	63	264	6.3	1,663.2	53	226	6.3	1,423.8
Other Criminal Code Violations (Excluding traffic)	Offensive Weapons-Possession of Weapons	0	2	7.3	14.6	0	2	7.3	14.6
	Offensive Weapons-Restricted	0	0		0.0	0	1	7.3	7.3
	Offensive Weapons-Other Offensive Weapons	0	1	7.3	7.3	0	0		0.0
	Bail Violations - Fail To Comply	1	17	7.3	124.1	2	7	7.3	51.1
	Bail Violations - Recognizance	0	1	7.3	7.3	0	0		0.0
	Counterfeit Money -Master code	0	1	7.3	7.3	1	1	7.3	7.3
	Possession Of Counterfeit Money	0	0		0.0	0	1	7.3	7.3
	Counterfeit Money - Others	0	0		0.0	0	1	7.3	7.3
	Disturb the Peace	0	2	7.3	14.6	1	5	7.3	36.5
	Indecent acts -Master code	1	1	7.3	7.3	0	0		0.0
	Indecent acts -Other	0	0		0.0	1	1	7.3	7.3
	Indecent acts -exposure to person under 14	0	0		0.0	0	1	7.3	7.3
	Child Pornography -Master code	0	1	7.3	7.3	0	0		0.0
	Child Pornography -Possess child pornography	0	0		0.0	1	1	7.3	7.3
	Obstruct Public Peace Officer	0	1	7.3	7.3	0	0		0.0
	Breach of Probation	0	4	7.3	29.2	0	2	7.3	14.6
	Utter Threats to Property / Animals	0	1	7.3	7.3	0	0		0.0
	Disobey court order/Misconduct executing process	0	0		0.0	0	1	7.3	7.3
	Total	2	32	7.3	233.6	6	24	7.3	175.2
Drug Possession	Possession Cocaine	0	0		0.0	1	1	6.9	6.9
	Possession Other Controlled Drugs and Substance Act	0	0		0.0	0	1	6.9	6.9
	Possession - Methamphetamine (Crystal Meth)	0	1	6.9	6.9	0	0		0.0
	Drug related occurrence	1	3	6.9	20.7	1	4	6.9	27.6
	Total	1	4	6.9	27.6	2	6	6.9	41.4
Statutes & Acts	Landlord/Tenant	10	32	3.5	112.0	6	25	3.5	87.5
	Mental Health Act	12	67	3.5	234.5	8	51	3.5	178.5



Calls For Service (CFS) Billing Summary Report

Town of Lakeshore May - 2024

Billing Categories (Billing categories below do not match traditional crime groupings)		2024				2023			
		May	Year to Date	Time Standard	Year To Date Weighted Hours	May	Year to Date	Time Standard	Year To Date Weighted Hours
Statutes & Acts	Mental Health Act - No contact with Police	0	7	3.5	24.5	0	2	3.5	7.0
	Mental Health Act - Attempt Suicide	1	7	3.5	24.5	1	4	3.5	14.0
	Mental Health Act - Threat of Suicide	4	28	3.5	98.0	5	26	3.5	91.0
	Mental Health Act - Voluntary Transport	0	1	3.5	3.5	1	2	3.5	7.0
	Mental Health Act - Placed on Form	1	1	3.5	3.5	1	2	3.5	7.0
	Mental Health Act - Apprehension	2	9	3.5	31.5	2	9	3.5	31.5
	Custody Dispute	0	2	3.5	7.0	0	1	3.5	3.5
	Trespass To Property Act	5	31	3.5	108.5	8	19	3.5	66.5
	Family Law Act -Custody/ Access order	0	0		0.0	1	1	3.5	3.5
	Children's Law Reform Act - Custody order	0	0		0.0	1	1	3.5	3.5
	Total	35	185	3.5	647.5	34	143	3.5	500.5
Operational	Animal -Master code	0	0		0.0	0	2	3.8	7.6
	Animal Bite	1	1	3.8	3.8	3	5	3.8	19.0
	Animal Stray	1	5	3.8	19.0	0	4	3.8	15.2
	Animal Injured	2	2	3.8	7.6	2	11	3.8	41.8
	Animal - Other	0	2	3.8	7.6	0	3	3.8	11.4
	Animal - Dog Owners Liability Act	1	1	3.8	3.8	0	0		0.0
	Alarm -Others	0	1	3.8	3.8	0	0		0.0
	Domestic Disturbance	19	80	3.8	304.0	14	69	3.8	262.2
	Suspicious Person	30	120	3.8	456.0	27	100	3.8	380.0
	Phone -Master code	0	3	3.8	11.4	0	2	3.8	7.6
	Phone -Nuisance - No Charges Laid	6	17	3.8	64.6	1	12	3.8	45.6
	Phone -Threatening - No Charges Laid	0	3	3.8	11.4	0	4	3.8	15.2
	Phone -Other - No Charges Laid	4	8	3.8	30.4	0	4	3.8	15.2
	Text- related Incident (Texting)	0	1	3.8	3.8	0	0		0.0
	False Fire Alarm - Building	0	0		0.0	0	1	3.8	3.8
	Fire - Building	2	8	3.8	30.4	2	8	3.8	30.4
	Fire - Vehicle	3	4	3.8	15.2	0	1	3.8	3.8
	Fire - Other	0	1	3.8	3.8	2	2	3.8	7.6
	Insecure Condition -Master code	2	5	3.8	19.0	0	2	3.8	7.6
	Insecure Condition - Building	0	1	3.8	3.8	0	0		0.0



Calls For Service (CFS) Billing Summary Report

Town of Lakeshore May - 2024

Billing Categories (Billing categories below do not match traditional crime groupings)		2024				2023			
		May	Year to Date	Time Standard	Year To Date Weighted Hours	May	Year to Date	Time Standard	Year To Date Weighted Hours
Operational	Missing Person -Master code	0	1	3.8	3.8	0	0		0.0
	Missing Person under 12	1	3	3.8	11.4	0	1	3.8	3.8
	Missing Person 12 & older	1	4	3.8	15.2	2	6	3.8	22.8
	Missing Person Located Under 12	1	1	3.8	3.8	0	1	3.8	3.8
	Missing Person Located 12 & older	1	9	3.8	34.2	5	10	3.8	38.0
	Noise Complaint -Master code	3	5	3.8	19.0	0	0		0.0
	Noise Complaint - Vehicle	0	1	3.8	3.8	0	1	3.8	3.8
	Noise Complaint - Residence	1	1	3.8	3.8	0	0		0.0
	Noise Complaint - Animal	1	3	3.8	11.4	0	0		0.0
	Noise Complaint - Others	0	1	3.8	3.8	0	0		0.0
	Found Property -Master code	6	10	3.8	38.0	10	21	3.8	79.8
	Found - License Plate	1	3	3.8	11.4	1	1	3.8	3.8
	Found - Vehicle Accessories	1	3	3.8	11.4	0	0		0.0
	Found-Personal Accessories	1	8	3.8	30.4	0	0		0.0
	Found-Household Property	1	1	3.8	3.8	0	0		0.0
	Found-Sporting Goods, Hobby Equip.	0	0		0.0	0	1	3.8	3.8
	Found-Bicycles	1	2	3.8	7.6	1	2	3.8	7.6
	Found-Others	1	15	3.8	57.0	3	11	3.8	41.8
	Lost Property -Master code	2	4	3.8	15.2	0	7	3.8	26.6
	Lost License Plate	2	8	3.8	30.4	0	2	3.8	7.6
	Lost Disabled Parking Permit	0	0		0.0	0	1	3.8	3.8
	Lost - Vehicle Accessories	3	7	3.8	26.6	0	1	3.8	3.8
	Lost-Personal Accessories	1	3	3.8	11.4	0	2	3.8	7.6
	Lost-Household Property	0	1	3.8	3.8	0	0		0.0
	Lost-Jewellery	0	1	3.8	3.8	1	1	3.8	3.8
	Lost-Radio,TV,Sound-Reprod. Equip.	0	0		0.0	0	2	3.8	7.6
	Lost-Sporting Goods, Hobby Equip.	0	0		0.0	0	1	3.8	3.8
	Lost-Machinery & Tools	0	1	3.8	3.8	0	0		0.0
	Lost - Gun	0	1	3.8	3.8	0	2	3.8	7.6
	Lost-Others	5	25	3.8	95.0	4	9	3.8	34.2
	Sudden Death - Suicide	0	6	3.8	22.8	1	1	3.8	3.8
	Sudden Death - Natural Causes	3	11	3.8	41.8	1	11	3.8	41.8
	Sudden Death - Others	0	1	3.8	3.8	0	2	3.8	7.6



Calls For Service (CFS) Billing Summary Report

Town of Lakeshore May - 2024

Billing Categories (Billing categories below do not match traditional crime groupings)		2024				2023			
		May	Year to Date	Time Standard	Year To Date Weighted Hours	May	Year to Date	Time Standard	Year To Date Weighted Hours
Operational	Sudden Death - Apparent Overdose-Overdose	0	0		0.0	1	1	3.8	3.8
	Suspicious Vehicle	15	72	3.8	273.6	11	65	3.8	247.0
	Trouble with Youth	15	53	3.8	201.4	13	52	3.8	197.6
	Vehicle Recovered - Automobile	2	11	3.8	41.8	2	7	3.8	26.6
	Vehicle Recovered - Trucks	0	6	3.8	22.8	0	1	3.8	3.8
	Vehicle Recovered - All Terrain Veh	1	1	3.8	3.8	0	1	3.8	3.8
	Unwanted Persons	5	37	3.8	140.6	4	12	3.8	45.6
	Neighbour Dispute	27	72	3.8	273.6	18	68	3.8	258.4
	By-Law -Master code	3	6	3.8	22.8	0	4	3.8	15.2
	Noise By-Law	10	39	3.8	148.2	20	49	3.8	186.2
	Dogs By-Law	4	14	3.8	53.2	2	20	3.8	76.0
	Firearms (Discharge) By-Law	2	9	3.8	34.2	0	0		0.0
	Other Municipal By-Laws	2	15	3.8	57.0	7	16	3.8	60.8
	Fireworks By-Law	0	0		0.0	2	2	3.8	7.6
	Traffic By-Law	6	18	3.8	68.4	14	27	3.8	102.6
	Assist Fire Department	0	2	3.8	7.6	2	3	3.8	11.4
	Assist Public	22	65	3.8	247.0	11	43	3.8	163.4
	Distressed/Overdue Motorist	1	3	3.8	11.4	0	1	3.8	3.8
	Family Dispute	24	89	3.8	338.2	15	63	3.8	239.4
	Protest - Demonstration	0	1	3.8	3.8	0	0		0.0
	Total	247	916	3.8	3,480.8	202	762	3.8	2,895.6
Operational2	False Alarm-Accidental Trip	0	5	1.5	7.5	0	3	1.5	4.5
	False Alarm-Malfunction	1	7	1.5	10.5	1	8	1.5	12.0
	False Holdup Alarm-Accidental Trip	3	9	1.5	13.5	2	9	1.5	13.5
	False Alarm -Others	27	134	1.5	201.0	17	109	1.5	163.5
	False Alarm -Cancelled	0	3	1.5	4.5	0	3	1.5	4.5
	Keep the Peace	14	46	1.5	69.0	12	49	1.5	73.5
	911 call / 911 hang up	4	62	1.5	93.0	5	35	1.5	52.5
	911 hang up - Pocket Dial	0	0		0.0	1	2	1.5	3.0
	911 call - Dropped Cell	12	33	1.5	49.5	23	42	1.5	63.0
	Total	61	299	1.5	448.5	61	260	1.5	390.0
Traffic	MVC (MOTOR VEHICLE COLLISION) -Master code	0	6	3.8	22.8	0	3	3.8	11.4
	MVC - Personal Injury (MOTOR VEHICLE COLLISION)	3	14	3.8	53.2	9	21	3.8	79.8
	MVC - Prop. Dam. Non Reportable	12	52	3.8	197.6	10	39	3.8	148.2



Calls For Service (CFS) Billing Summary Report

Town of Lakeshore May - 2024

Billing Categories (Billing categories below do not match traditional crime groupings)		2024				2023			
		May	Year to Date	Time Standard	Year To Date Weighted Hours	May	Year to Date	Time Standard	Year To Date Weighted Hours
Traffic	MVC - Prop. Dam. Reportable (MOTOR VEHICLE COLLISION)	14	100	3.8	380.0	32	123	3.8	467.4
	MVC - Prop. Dam. Failed to Remain (MOTOR VEHICLE COLLISION)	4	19	3.8	72.2	6	23	3.8	87.4
	MVC - Pers. Inj. Failed To Remain (MOTOR VEHICLE COLLISION)	1	1	3.8	3.8	0	0		0.0
	Total	34	192	3.8	729.6	57	209	3.8	794.2
Total		450	1,934		7,877.6	425	1,692		7,175.5

Note to Detachment Commanders:

- The content of each report is to be shared by the Detachment Commander only with the municipality for which it was generated. The municipality may treat this as a public document and distribute it as they wish.
- All data is sourced from the Niche RMS application. Included are 'reported' occurrences (actuals and unfounded occurrences) for 'billable' occurrences ONLY. Data is refreshed on a weekly basis.
- The Traffic category includes motor vehicle collision (MVC) occurrences entered into Niche (UCR code 8521). MVCs are NOT sourced from the eCRS application for this report.
- Only the primary violation is counted within an occurrence.
- Time standards displayed are for the 2024 billing period.

Note to Municipalities:

- Data contained within this report is dynamic in nature and numbers will change over time as the Ontario Provincial Police continues to investigate and solve crime.
- This report is NOT to be used for crime trend analysis as not all occurrences are included.
- Data groupings within this report do not match traditional crime groupings seen in other public reports such as the OPP Police Services Board reports or Statistics Canada reporting.



Windsor & Essex County Crime Stoppers

Police Coordinator Report May 1st- 31st, 2023

Overview

Crime Stoppers exists to provide a means for the public to pass along anonymous information that assists in solving crimes, recovering stolen property, seizing illegal drugs, and locating those for whom there is an outstanding warrant of arrest. Locally, the program is operated jointly as Windsor-Essex County Crime Stoppers and has the responsibility to receive and disseminate information to all law enforcement agencies within Essex County.

Program Education and Community Events

- May 1st – St. Clair Centre of the Arts Student Orientation
- May 2nd – St. Clair Centre of the Arts Student Orientation
- May 3rd – Assumption High School Presentation
- May 7th – Crime Stoppers Mothers Day Event- Rivers Edge
- May 16th- 18th – Police Week at Devonshire Mall
- May 28th – Villanova High School Presentation
- May 31st – Community Housing Corporation Safety Fair

AM800

“Crime of the Week” report with AM800 radio recorded every Monday which airs every Tuesday morning and afternoon.

- May 7th – Robbery in Tecumseh -- OPP
- May 14th – Leamington Shooting -- OPP
- May 21st – Boating Season and what to look for
- May 28th – Robbery in South Windsor- WPS

St. Clair College-Media Plex and Radio CJAM FM 99.1

- On hold for the summer, will resume in September.

CTV News

- High Risk Missing Person- Will air on CTV Windsor week of June 3rd.

Social Media

- Daily/Weekly Facebook, Twitter and Instagram posts

Crime Stoppers Upcoming Calendar

- Recycle Day at Tecumseh Mall- June 1st.
- OACS Conference Online- June 1st
- Pasta Fundraiser every Wednesday in August- Riverside Sportsmen Club
- Golf Tournament at Kingsville Golf and Country Club– August 22nd.

This statistical report is reflective of May 1st-31st, 2024.

Crime Stoppers tip information was distributed to the following agencies during this period.

Windsor Police Service

WPS - Amherstburg Detachment

Ontario Provincial Police

LaSalle Police Service

Ministry of Revenue and Finance

Windsor & Essex County Health Unit- Tobacco Enforcement

CBSA

ROPE

Windsor Police Criminal Intelligence Unit – Cannabis Enforcement

Attached documents include.

Police

Coordinators Report

Monthly Statistical Report

Tip Summary Report

This Report was Prepared By:

Constable Lauren Brisco – Windsor Police Service

TOTAL POPULATION REPRESENTED – 398,718 (2019 CENSUS)

POPULATION (CITY) – 217,188

POPULATION (COUNTY) – 126,314

POPULATION (LASALLE) – 33,180

POPULATION (AMHERSTBURG) – 22,036

***SI on Statistical Report is “Since Inception” – 1985*



Windsor - Essex County Crime Stoppers - Statistical Report

Filter Date: May 2024 Run Date: 2024/06/03

Statistic	Jan	Feb	Mar	Apr	May	Jun	Jul	Aug	Sep	Oct	Nov	Dec
Tips Received	131	123	139	168	130	0	0	0	0	0	0	0
Tip Follow-ups	84	96	132	131	145	0	0	0	0	0	0	0
Arrests	11	2	1	14	6	0	0	0	0	0	0	0
Cases Cleared	11	8	1	7	6	0	0	0	0	0	0	0
Charges Laid	23	38	16	34	13	0	0	0	0	0	0	0
Fugitives	0	0	0	0	0	0	0	0	0	0	0	0
Administrative Discipline	0	0	0	0	0	0	0	0	0	0	0	0
# of Rewards Approved	5	7	2	4	3	0	0	0	0	0	0	0
Rewards Approved	\$450	\$1,650	\$950	\$1,200	\$850	\$0	\$0	\$0	\$0	\$0	\$0	\$0
# of Rewards Paid	1	0	0	0	1	0	0	0	0	0	0	0
Rewards Paid	\$100	\$0	\$0	\$0	\$350	\$0	\$0	\$0	\$0	\$0	\$0	\$0
# of Weapons Recovered	0	1	3	0	0	0	0	0	0	0	0	0
# of Vehicles Recovered	0	3	0	1	0	0	0	0	0	0	0	0
Property Recovered	\$0	\$155,000	\$0	\$8,300	\$0	\$0	\$0	\$0	\$0	\$0	\$0	\$0
Cash Recovered	\$0	\$6	\$970	\$7,486	\$0	\$0	\$0	\$0	\$0	\$0	\$0	\$0
Drugs Seized	\$145,520	\$100	\$4,625	\$125,245	\$0	\$0	\$0	\$0	\$0	\$0	\$0	\$0
Total Recovered	\$145,520	\$155,106	\$5,595	\$141,031	\$0	\$0	\$0	\$0	\$0	\$0	\$0	\$0

Statistic	Q1	Q2	Q3	Q4	YTD	SI
Tips Received	393	298	0	0	691	62,398
Tip Follow-ups	312	276	0	0	588	22,005
Calls Received	0	0	0	0	0	3,138
Arrests	14	20	0	0	34	7,147
Cases Cleared	20	13	0	0	33	10,481
Charges Laid	77	47	0	0	124	10,521
Fugitives	0	0	0	0	0	625
Administrative Discipline	0	0	0	0	0	3
# of Rewards Approved	14	7	0	0	21	1,915
Rewards Approved	\$3,050	\$2,050	\$0	\$0	\$5,100	\$1,276,060
# of Rewards Paid	1	1	0	0	2	973
Rewards Paid	\$100	\$350	\$0	\$0	\$450	\$834,102
# of Weapons Recovered	4	0	0	0	4	558
# of Vehicles Recovered	3	1	0	0	4	38
Property Recovered	\$155,000	\$8,300	\$0	\$0	\$163,300	\$13,729,473
Cash Recovered	\$976	\$7,486	\$0	\$0	\$8,462	\$616,571
Drugs Seized	\$150,245	\$125,245	\$0	\$0	\$275,490	\$120,029,582
Total Recovered	\$306,221	\$141,031	\$0	\$0	\$447,252	\$134,375,626

Windsor - Essex County Crime Stoppers Tip Summary Report

Created Date: 2024/05/01 to 2024/06/01

Offense Type	Count
Animal Cruelty	1
Arson	3
Assault	1
Attempt Murder	2
Breach of Condition	3
Break and Enter	4
By Law	2
Child Abuse	0
COVID-19	0
Cybercrime	0
Disqualified Driving	2
Drugs	34
Elder Abuse	0
Fraud	3
Highway Traffic Act	1
Hit and Run / Fail to Remain	1
Homicide	2
Human Smuggling	0
Human Trafficking	3
Illegal Cigarettes	1
Immigration	0

Impaired Driver	2
Indecent Act	0
Liquor (sales to minors, sales without licence)	1
Mischief	0
Missing Person	2
Motor Vehicle Collision	0
Possession of Stolen Property	1
Prostitution/Morality	2
Repeat Impaired Driver	0
Robbery	4
Sexual Assault	1
Stolen Vehicle	4
Suspended Driver	2
Suspicious Activity	7
Terrorism	0
Test Tip	0
Theft	8
Threats	0
Warrant	5
Weapons	16
<i>Other</i>	16
<i>Unknown</i>	2
Total	136