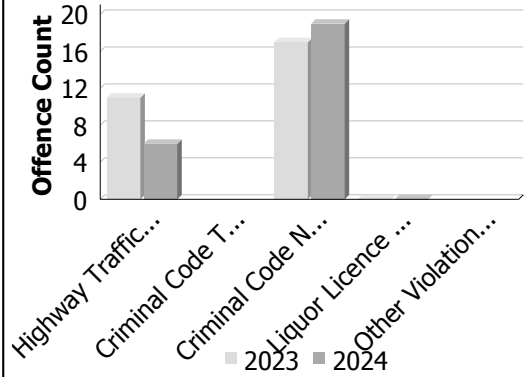


Police Services Board Report for Lakeshore
Integrated Court Offence Network
April - 2024

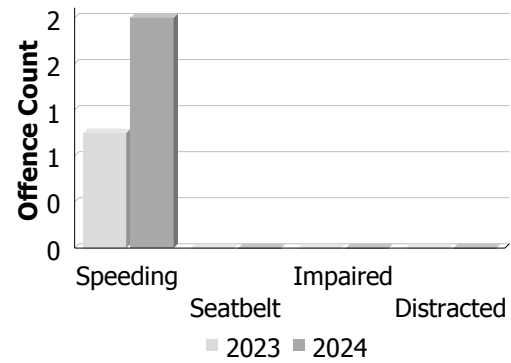
Criminal Code and Provincial Statute Charges Laid

Offence Count	April			Year to Date - April		
	2023	2024	% Change	2023	2024	% Change
Highway Traffic Act	11	6	-45.5%	33	47	42.4%
Criminal Code Traffic	--	--	--	--	--	--
CCC Non-Traffic	--	--	--	--	--	--
Liquor Licence Act	0	0	--	0	0	--
Other Violations	--	--	--	--	--	--



Traffic Related Charges

Offence Count	April			Year to Date - April		
	2023	2024	% Change	2023	2024	% Change
Speeding	1	2	100.0%	2	23	1,050.0%
Seatbelt	0	0	--	0	2	--
Impaired	0	0	--	0	0	--
Distracted	0	0	--	0	0	--



Integrated Court Offence Network data is updated on a monthly basis: Data could be as much as a month and a half behind.

Data Utilized

- Ministry of Attorney General, Integrated Court Offence Network
- Integrated Court Offence Network Charge Business Intelligence Cube

Detachment: 6E - ESSEX COUNTY
Location code(s): 6E20 - LAKESHORE
Data source date:
Jun 10, 2024 1:56:21 PM

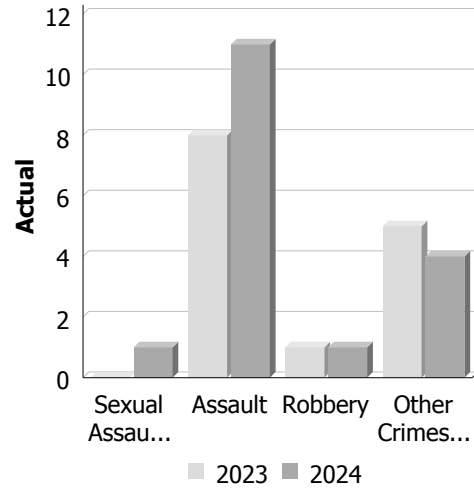
Report Generated by:
Pharand, Lise

Report Generated on:
Jul 12, 2024 12:08:10 PM
PP-CSC-Operational Planning-4300

Police Services Board Report for Lakeshore
Records Management System
June - 2024

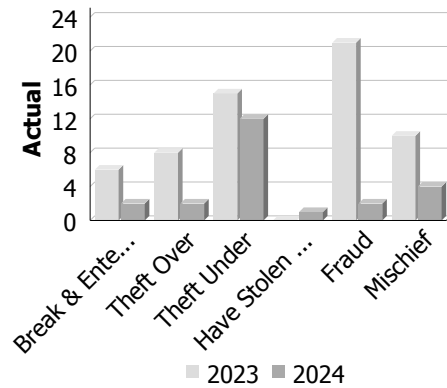
Violent Crime

Actual	June			Year to Date - June		
	2023	2024	% Change	2023	2024	% Change
Murder	0	0	--	1	1	0.0%
Other Offences Causing Death	0	0	--	0	0	--
Attempted Murder	0	0	--	0	0	--
Sexual Assault	0	1	--	5	10	100.0%
Assault	8	11	37.5%	36	26	-27.8%
Abduction	0	0	--	0	0	--
Robbery	1	1	0.0%	1	3	200.0%
Other Crimes Against a Person	5	4	-20.0%	22	18	-18.2%
Total	14	17	21.4%	65	58	-10.8%



Property Crime

Actual	June			Year to Date - June		
	2023	2024	% Change	2023	2024	% Change
Arson	0	0	--	1	1	0.0%
Break & Enter	6	2	-66.7%	26	28	7.7%
Theft Over	8	2	-75.0%	30	30	0.0%
Theft Under	15	12	-20.0%	82	81	-1.2%
Have Stolen Goods	0	1	--	1	4	300.0%
Fraud	21	2	-90.5%	81	79	-2.5%
Mischief	10	4	-60.0%	36	37	2.8%
Total	60	23	-61.7%	257	260	1.2%



Drug Crime

Actual	June			Year to Date - June		
	2023	2024	% Change	2023	2024	% Change
Possession	0	0	--	2	1	-50.0%
Trafficking	0	0	--	0	0	--
Importation and Production	0	0	--	0	0	--
Total	0	0	--	2	1	-50.0%



Clearance Rate

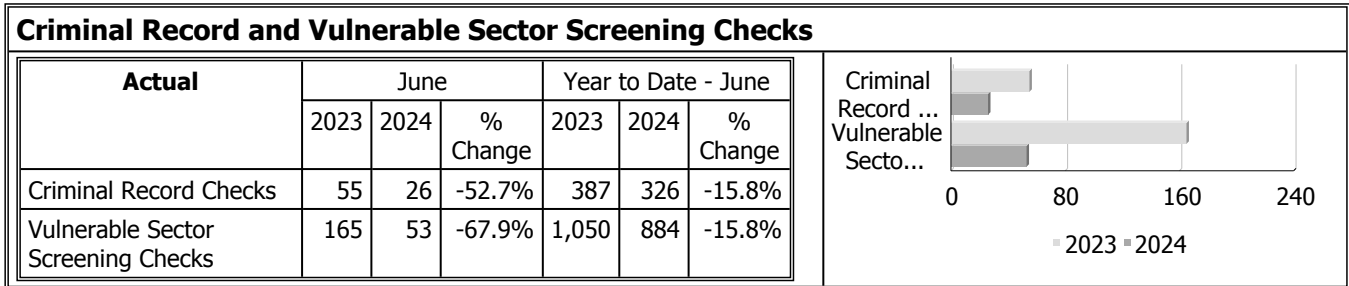
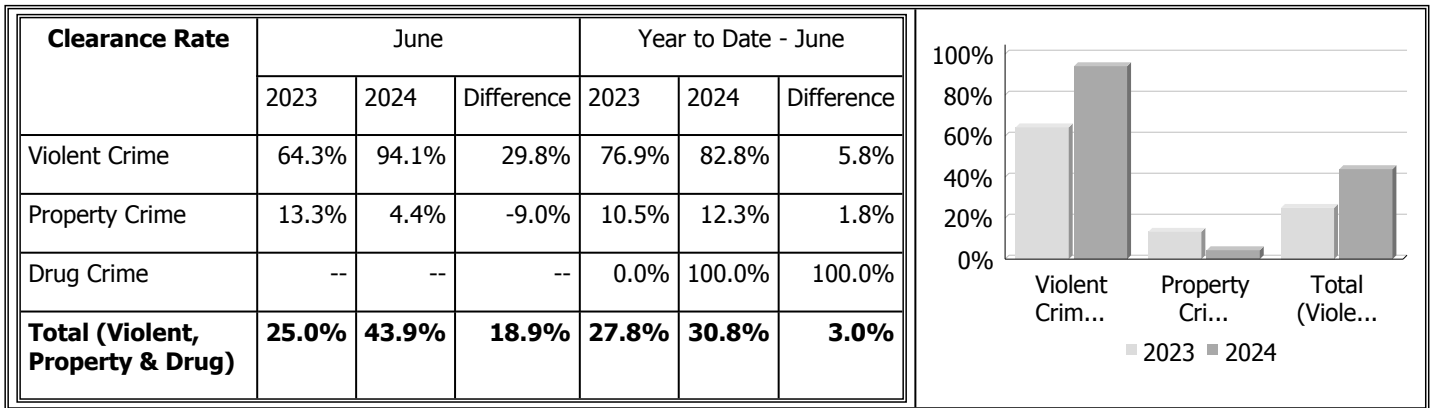
Detachment: 6E - ESSEX COUNTY
Location code(s): 6E20 - LAKESHORE

Data source date:
2024/07/06

Report Generated by:
Pharand, Lise

Report Generated on:
Jul 12, 2024 12:04:05 PM
PP-CSC-Operational Planning-4300

**Police Services Board Report for Lakeshore
Records Management System
June - 2024**



Data contained within this report is dynamic in nature and numbers will change over time as the Ontario Provincial Police continue to investigate and solve crime.

Data Utilized

- Major Crimes
- Niche RMS All Offence Level Business Intelligence Cube

Detachment: 6E - ESSEX COUNTY

Location code(s): 6E20 - LAKESHORE

Data source date:

2024/07/06

Report Generated by:

Pharand, Lise

Report Generated on:

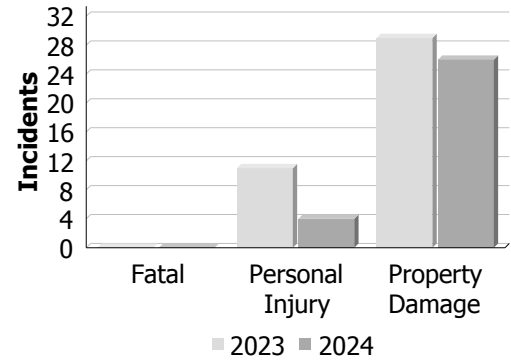
Jul 12, 2024 12:04:05 PM

PP-CSC-Operational Planning-4300

Police Services Board Report for Lakeshore
Collision Reporting System
June - 2024

Motor Vehicle Collisions by Type

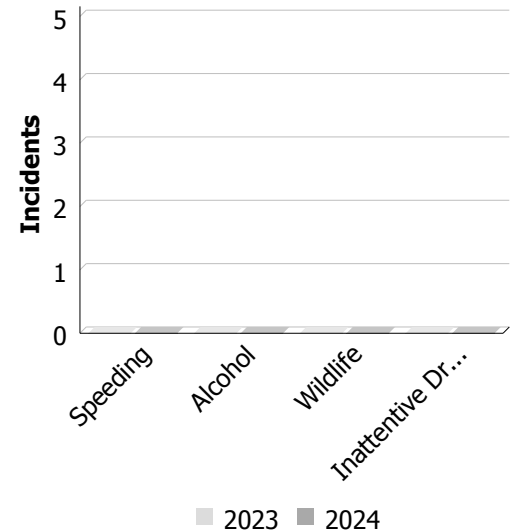
Incidents	June			Year to Date - June		
	2023	2024	% Change	2023	2024	% Change
Fatal	0	0	--	1	0	-100.0%
Personal Injury	11	4	-63.6%	31	31	0.0%
Property Damage	29	26	-10.3%	203	189	-6.9%
Total	40	30	-25.0%	235	220	-6.4%



Primary Causal Factors in Fatal Motor Vehicle Collisions

Incidents	June			Year to Date - June		
	2023	2024	% Change	2023	2024	% Change
Speeding as a contributing factor	0	0	0	0	0	0
Where alcohol is involved	0	0	0	0	0	0
Wildlife as a contributing factor	0	0	0	0	0	0
Inattentive driver as a contributing factor	0	0	0	0	0	0

Persons Killed	June			Year to Date - June		
	2023	2024	% Change	2023	2024	% Change
Seatbelt as a contributing factor	0	0	0	0	0	0



Data Utilized

- SQL online application reporting system – OPP CRS 2.3.09
- Collision Reporting System Business Intelligence Cube

Detachment: 6E - ESSEX

Location code(s): 6E20-LAKESHORE

Data source date:
2024/07/11

Report Generated by:
Pharand, Lise

Report Generated on:
Jul 12, 2024 11:57:11 AM
PP-CSC-Operational Planning-4300

**Police Services Board Report for Lakeshore
2024/Jun**

Public Complaints	
Policy	0
Service	0
Conduct	0

Date information collected from Professional Standards Bureau Commander Reports: 2024-07-12

Data Source

Ontario Provincial Police, Professional Standards Bureau Commander Reports

- Includes all public policy, service and conduct complaints submitted to the Office of the Independent Police Review Director (OIPRD)

Secondary Employment

Daily Activity Reporting Patrol Hours	
Total Hours	2024/Jun
Number of Cruiser Patrol Hours	569.50
Number of Motorcycle Patrol Hours	1.00
Number of Marine Patrol Hours	0.00
Number of ATV Patrol Hours	0.00
Number of Snowmobile Patrol Hours	0.00
Number of Bicycle Patrol Hours	0.00
Number of Foot Patrol Hours	99.75
Number of School Patrol Hours	10.00

Data source (Daily Activity Reporting System) date: 2024/07/05

Detachment: 6E - ESSEX COUNTY

Location code(s): 6E20 - LAKESHORE

Report Generated by:
Pharand, Lise

Report Generated on:
Jul 12, 2024 11:52:34 AM
PP-CSC-Operational Planning-4300



Calls For Service (CFS) Billing Summary Report

Town of Lakeshore June - 2024

Billing Categories (Billing categories below do not match traditional crime groupings)		2024				2023			
		June	Year to Date	Time Standard	Year To Date Weighted Hours	June	Year to Date	Time Standard	Year To Date Weighted Hours
Violent Criminal Code	Murder 1st Degree	0	1	15.4	15.4	0	1	15.4	15.4
	Sexual Assault	0	7	15.4	107.8	0	7	15.4	107.8
	Sexual Interference	1	1	15.4	15.4	0	0		0.0
	Assault With Weapon or Causing Bodily Harm-Level 2	2	10	15.4	154.0	2	7	15.4	107.8
	Assault-Level 1	9	15	15.4	231.0	6	32	15.4	492.8
	Discharge Firearm with Intent	0	0		0.0	0	2	15.4	30.8
	Assault Peace Officer	0	1	15.4	15.4	0	0		0.0
	Hostage Taking	0	1	15.4	15.4	0	0		0.0
	Robbery -Master code	1	1	15.4	15.4	0	0		0.0
	Robbery, With Threat of Violence	0	1	15.4	15.4	1	1	15.4	15.4
	Robbery - Other	0	1	15.4	15.4	0	0		0.0
	Extortion	0	0		0.0	1	1	15.4	15.4
	Criminal Harassment	2	5	15.4	77.0	2	9	15.4	138.6
	Indecent/Harassing Communications	1	1	15.4	15.4	0	2	15.4	30.8
	Utter Threats -Master code	0	5	15.4	77.0	1	1	15.4	15.4
	Utter Threats to Person	2	10	15.4	154.0	2	14	15.4	215.6
	Total	18	60	15.4	924.0	15	77	15.4	1,185.8
Property Crime Violations	Arson - Auto	0	1	6.3	6.3	0	1	6.3	6.3
	Break & Enter	2	30	6.3	189.0	6	30	6.3	189.0
	Theft Over -master code	1	3	6.3	18.9	1	3	6.3	18.9
	Theft Over - Construction Site	0	2	6.3	12.6	0	0		0.0
	Theft Over - Trailers	0	3	6.3	18.9	1	4	6.3	25.2
	Theft Over - Other Theft	1	5	6.3	31.5	0	1	6.3	6.3
	Theft Over - Boat (Vessel)	0	2	6.3	12.6	1	1	6.3	6.3
	Theft of - Mail	0	0		0.0	0	2	6.3	12.6
	Theft FROM Motor Vehicle Over \$5,000	0	0		0.0	0	3	6.3	18.9
	Theft Over \$5,000 [SHOPLIFTING]	0	0		0.0	0	1	6.3	6.3
	Theft of Motor Vehicle	0	11	6.3	69.3	4	11	6.3	69.3
	Theft of - Automobile	0	3	6.3	18.9	1	6	6.3	37.8
	Theft of - Trucks	0	1	6.3	6.3	0	3	6.3	18.9
	Theft of - All Terrain Vehicles	0	2	6.3	12.6	1	1	6.3	6.3
	Theft of - Construction Vehicles	0	1	6.3	6.3	0	0		0.0
	Theft of - Other Motor Vehicles	0	0		0.0	0	1	6.3	6.3



Calls For Service (CFS) Billing Summary Report

Town of Lakeshore June - 2024

Billing Categories (Billing categories below do not match traditional crime groupings)		2024				2023			
		June	Year to Date	Time Standard	Year To Date Weighted Hours	June	Year to Date	Time Standard	Year To Date Weighted Hours
Property Crime Violations	Theft Under -master code	2	5	6.3	31.5	4	12	6.3	75.6
	Theft under - Farm Equipment	0	0		0.0	0	1	6.3	6.3
	Theft under - Farm Agricultural Produce	0	0		0.0	0	1	6.3	6.3
	Theft Under - Construction Site	2	2	6.3	12.6	0	0		0.0
	Theft under - Bicycles	2	4	6.3	25.2	1	3	6.3	18.9
	Theft under - Building	0	0		0.0	0	2	6.3	12.6
	Theft under - Trailers	0	0		0.0	0	1	6.3	6.3
	Theft under - Other Theft	2	14	6.3	88.2	4	17	6.3	107.1
	Theft under - Boat (Vessel)	0	0		0.0	0	1	6.3	6.3
	Theft under - Boat Motor	0	1	6.3	6.3	0	0		0.0
	Theft Under - Gasoline Drive-off	0	4	6.3	25.2	1	7	6.3	44.1
	Theft FROM Motor Vehicle Under \$5,000	3	17	6.3	107.1	5	20	6.3	126.0
	Theft Under \$5,000 [SHOPLIFTING]	2	35	6.3	220.5	3	20	6.3	126.0
	Trafficking in Stolen Goods over \$5,000 (incl. possession wi	0	1	6.3	6.3	0	0		0.0
	Possession of Stolen Goods over \$5,000	1	2	6.3	12.6	0	1	6.3	6.3
	Possession of Stolen Goods under \$5,000	0	1	6.3	6.3	0	0		0.0
	Fraud -Master code	0	12	6.3	75.6	3	9	6.3	56.7
	Fraud - Steal/Forge/Poss./Use Credit Card	0	2	6.3	12.6	1	5	6.3	31.5
	Fraud - False Pretence <= \$5,000	1	3	6.3	18.9	0	0		0.0
	Fraud - Forgery & Uttering	0	3	6.3	18.9	0	0		0.0
	Fraud - Fraud through mails	0	1	6.3	6.3	0	0		0.0
	Fraud -Money/property/ security > \$5,000	0	12	6.3	75.6	7	18	6.3	113.4
	Fraud -Money/property/ security <= \$5,000	2	33	6.3	207.9	8	31	6.3	195.3
	Fraud - Other	0	14	6.3	88.2	2	19	6.3	119.7
	Personation with Intent (fraud)	0	1	6.3	6.3	0	1	6.3	6.3
	Fraud - False Pretence > \$5,000	0	2	6.3	12.6	0	1	6.3	6.3
	Identity Theft	0	1	6.3	6.3	0	0		0.0
	Identity Fraud	0	2	6.3	12.6	0	2	6.3	12.6
	Mischief - master code	3	34	6.3	214.2	9	34	6.3	214.2



Calls For Service (CFS) Billing Summary Report

Town of Lakeshore June - 2024

Billing Categories (Billing categories below do not match traditional crime groupings)		2024				2023			
		June	Year to Date	Time Standard	Year To Date Weighted Hours	June	Year to Date	Time Standard	Year To Date Weighted Hours
Property Crime Violations	Mischief [Graffiti - Non Gang Related]	0	0		0.0	1	2	6.3	12.6
	Interfere with lawful use, enjoyment of property	1	3	6.3	18.9	0	1	6.3	6.3
	Property Damage	3	25	6.3	157.5	4	17	6.3	107.1
	Total	28	298	6.3	1,877.4	68	294	6.3	1,852.2
Other Criminal Code Violations (Excluding traffic)	Offensive Weapons-Possession of Weapons	0	3	7.3	21.9	0	2	7.3	14.6
	Offensive Weapons-Restricted	0	0		0.0	0	1	7.3	7.3
	Offensive Weapons-Other Offensive Weapons	0	1	7.3	7.3	0	0		0.0
	Bail Violations - Fail To Comply	2	19	7.3	138.7	0	7	7.3	51.1
	Bail Violations - Recognizance	0	1	7.3	7.3	0	0		0.0
	Counterfeit Money -Master code	0	1	7.3	7.3	0	1	7.3	7.3
	Possession Of Counterfeit Money	0	0		0.0	0	1	7.3	7.3
	Counterfeit Money - Others	0	0		0.0	0	1	7.3	7.3
	Disturb the Peace	0	2	7.3	14.6	1	6	7.3	43.8
	Indecent acts -Master code	0	1	7.3	7.3	0	0		0.0
	Indecent acts -Other	0	0		0.0	0	1	7.3	7.3
	Indecent acts -exposure to person under 14	0	0		0.0	0	1	7.3	7.3
	Child Pornography -Master code	0	1	7.3	7.3	0	0		0.0
	Child Pornography -Possess child pornography	0	0		0.0	0	1	7.3	7.3
	Obstruct Public Peace Officer	0	1	7.3	7.3	0	0		0.0
	Breach of Probation	1	5	7.3	36.5	0	2	7.3	14.6
	Utter Threats to Property / Animals	0	1	7.3	7.3	0	0		0.0
	Disobey court order/Misconduct executing process	0	0		0.0	0	1	7.3	7.3
	Common nuisance	0	0		0.0	1	1	7.3	7.3
	Total	3	36	7.3	262.8	2	26	7.3	189.8
Drug Possession	Possession Cocaine	0	0		0.0	0	1	6.9	6.9
	Possession Other Controlled Drugs and Substance Act	0	0		0.0	0	1	6.9	6.9
	Possession - Methamphetamine (Crystal Meth)	0	1	6.9	6.9	0	0		0.0



Calls For Service (CFS) Billing Summary Report

Town of Lakeshore June - 2024

Billing Categories (Billing categories below do not match traditional crime groupings)		2024				2023			
		June	Year to Date	Time Standard	Year To Date Weighted Hours	June	Year to Date	Time Standard	Year To Date Weighted Hours
Drug Possession	Drug related occurrence	1	4	6.9	27.6	1	5	6.9	34.5
	Total	1	5	6.9	34.5	1	7	6.9	48.3
Drugs	Possession of cannabis for purpose of distributing	0	0		0.0	1	1	80.6	80.6
	Total	0	0		0.0	1	1	80.6	80.6
Statutes & Acts	Landlord/Tenant	5	37	3.5	129.5	9	34	3.5	119.0
	Mental Health Act	11	78	3.5	273.0	7	58	3.5	203.0
	Mental Health Act - No contact with Police	1	8	3.5	28.0	0	2	3.5	7.0
	Mental Health Act - Attempt Suicide	2	9	3.5	31.5	3	7	3.5	24.5
	Mental Health Act - Threat of Suicide	2	29	3.5	101.5	3	29	3.5	101.5
	Mental Health Act - Voluntary Transport	2	3	3.5	10.5	0	2	3.5	7.0
	Mental Health Act - Placed on Form	1	2	3.5	7.0	0	2	3.5	7.0
	Mental Health Act - Apprehension	2	12	3.5	42.0	1	10	3.5	35.0
	Custody Dispute	0	2	3.5	7.0	0	1	3.5	3.5
	Trespass To Property Act	5	35	3.5	122.5	5	24	3.5	84.0
	Family Law Act -Custody/ Access order	0	0		0.0	0	1	3.5	3.5
	Children's Law Reform Act - Custody order	0	0		0.0	0	1	3.5	3.5
	Total	31	215	3.5	752.5	28	171	3.5	598.5
Operational	Animal -Master code	0	0		0.0	0	2	3.8	7.6
	Animal Bite	0	1	3.8	3.8	0	5	3.8	19.0
	Animal Stray	2	7	3.8	26.6	1	5	3.8	19.0
	Animal Injured	1	3	3.8	11.4	1	12	3.8	45.6
	Animal - Other	0	2	3.8	7.6	0	3	3.8	11.4
	Animal - Dog Owners Liability Act	1	2	3.8	7.6	1	1	3.8	3.8
	Alarm -Others	0	1	3.8	3.8	0	0		0.0
	Domestic Disturbance	23	103	3.8	391.4	18	87	3.8	330.6
	Suspicious Person	19	139	3.8	528.2	29	129	3.8	490.2
	Phone -Master code	1	4	3.8	15.2	0	2	3.8	7.6
	Phone -Nuisance - No Charges Laid	2	19	3.8	72.2	2	14	3.8	53.2
	Phone -Threatening - No Charges Laid	0	3	3.8	11.4	2	6	3.8	22.8
	Phone -Other - No Charges Laid	1	9	3.8	34.2	0	4	3.8	15.2
	Text- related Incident (Texting)	0	1	3.8	3.8	0	0		0.0



Calls For Service (CFS) Billing Summary Report

Town of Lakeshore June - 2024

Billing Categories (Billing categories below do not match traditional crime groupings)		2024				2023			
		June	Year to Date	Time Standard	Year To Date Weighted Hours	June	Year to Date	Time Standard	Year To Date Weighted Hours
Operational	False Fire Alarm - Building	0	0		0.0	0	1	3.8	3.8
	Fire - Building	0	8	3.8	30.4	1	9	3.8	34.2
	Fire - Vehicle	4	8	3.8	30.4	0	1	3.8	3.8
	Fire - Other	0	1	3.8	3.8	2	4	3.8	15.2
	Insecure Condition -Master code	1	6	3.8	22.8	1	3	3.8	11.4
	Insecure Condition - Building	0	1	3.8	3.8	0	0		0.0
	Missing Person -Master code	0	1	3.8	3.8	0	0		0.0
	Missing Person under 12	0	3	3.8	11.4	1	2	3.8	7.6
	Missing Person 12 & older	1	5	3.8	19.0	1	7	3.8	26.6
	Missing Person Located Under 12	0	1	3.8	3.8	0	1	3.8	3.8
	Missing Person Located 12 & older	2	11	3.8	41.8	0	10	3.8	38.0
	Noise Complaint -Master code	9	14	3.8	53.2	3	3	3.8	11.4
	Noise Complaint - Vehicle	0	1	3.8	3.8	0	1	3.8	3.8
	Noise Complaint - Residence	0	1	3.8	3.8	0	0		0.0
	Noise Complaint - Animal	0	3	3.8	11.4	2	2	3.8	7.6
	Noise Complaint - Others	0	1	3.8	3.8	0	0		0.0
	Found Property -Master code	4	14	3.8	53.2	7	28	3.8	106.4
	Found - License Plate	0	3	3.8	11.4	0	1	3.8	3.8
	Found - Vehicle Accessories	0	3	3.8	11.4	0	0		0.0
	Found-Personal Accessories	2	10	3.8	38.0	1	1	3.8	3.8
	Found-Household Property	0	1	3.8	3.8	0	0		0.0
	Found-Sporting Goods, Hobby Equip.	0	0		0.0	0	1	3.8	3.8
	Found-Bicycles	1	3	3.8	11.4	0	2	3.8	7.6
	Found-Others	3	18	3.8	68.4	0	11	3.8	41.8
	Lost Property -Master code	2	6	3.8	22.8	1	8	3.8	30.4
	Lost License Plate	0	8	3.8	30.4	0	2	3.8	7.6
	Lost Disabled Parking Permit	0	0		0.0	0	1	3.8	3.8
	Lost - Vehicle Accessories	0	7	3.8	26.6	0	1	3.8	3.8
	Lost-Personal Accessories	2	5	3.8	19.0	1	3	3.8	11.4
	Lost-Household Property	1	2	3.8	7.6	0	0		0.0
	Lost-Jewellery	0	1	3.8	3.8	0	1	3.8	3.8
	Lost-Radio,TV,Sound-Reprod. Equip.	0	0		0.0	0	2	3.8	7.6



Calls For Service (CFS) Billing Summary Report

Town of Lakeshore June - 2024

Billing Categories (Billing categories below do not match traditional crime groupings)		2024				2023			
		June	Year to Date	Time Standard	Year To Date Weighted Hours	June	Year to Date	Time Standard	Year To Date Weighted Hours
Operational	Lost-Sporting Goods, Hobby Equip.	0	0		0.0	0	1	3.8	3.8
	Lost-Machinery & Tools	0	1	3.8	3.8	0	0		0.0
	Lost - Gun	0	1	3.8	3.8	0	2	3.8	7.6
	Lost-Others	5	30	3.8	114.0	4	13	3.8	49.4
	Sudden Death - Suicide	0	6	3.8	22.8	0	1	3.8	3.8
	Sudden Death - Natural Causes	0	11	3.8	41.8	4	15	3.8	57.0
	Sudden Death - Others	0	1	3.8	3.8	0	2	3.8	7.6
	Sudden Death - Apparent Overdose-Overdose	0	0		0.0	0	1	3.8	3.8
	Suspicious Vehicle	10	82	3.8	311.6	22	87	3.8	330.6
	Trouble with Youth	13	66	3.8	250.8	16	68	3.8	258.4
	Vehicle Recovered - Automobile	3	14	3.8	53.2	8	15	3.8	57.0
	Vehicle Recovered - Trucks	0	6	3.8	22.8	0	1	3.8	3.8
	Vehicle Recovered - All Terrain Veh	0	1	3.8	3.8	0	1	3.8	3.8
	Vehicle Recovered - Other	0	0		0.0	1	1	3.8	3.8
	Unwanted Persons	3	40	3.8	152.0	3	15	3.8	57.0
	Neighbour Dispute	28	99	3.8	376.2	14	82	3.8	311.6
	By-Law -Master code	3	9	3.8	34.2	1	5	3.8	19.0
	Noise By-Law	24	63	3.8	239.4	25	74	3.8	281.2
	Dogs By-Law	2	16	3.8	60.8	9	29	3.8	110.2
	Firearms (Discharge) By-Law	1	10	3.8	38.0	0	0		0.0
	Other Municipal By-Laws	9	24	3.8	91.2	5	21	3.8	79.8
	Fireworks By-Law	1	1	3.8	3.8	0	2	3.8	7.6
	Traffic By-Law	9	27	3.8	102.6	11	38	3.8	144.4
	Assist Fire Department	1	3	3.8	11.4	1	4	3.8	15.2
	Assist Public	21	86	3.8	326.8	13	56	3.8	212.8
	Distressed/Overdue Motorist	0	3	3.8	11.4	0	1	3.8	3.8
	Family Dispute	19	108	3.8	410.4	20	83	3.8	315.4
	Protest - Demonstration	0	1	3.8	3.8	0	0		0.0
	Total	234	1,149	3.8	4,366.2	232	994	3.8	3,777.2
Operational2	False Alarm-Accidental Trip	0	5	1.5	7.5	0	3	1.5	4.5
	False Alarm-Malfunction	2	9	1.5	13.5	2	10	1.5	15.0
	False Holdup Alarm-Accidental Trip	1	10	1.5	15.0	2	11	1.5	16.5
	False Alarm -Others	30	164	1.5	246.0	23	132	1.5	198.0
	False Alarm -Cancelled	0	3	1.5	4.5	0	3	1.5	4.5
	Keep the Peace	10	56	1.5	84.0	13	62	1.5	93.0



Calls For Service (CFS) Billing Summary Report

Town of Lakeshore June - 2024

Billing Categories (Billing categories below do not match traditional crime groupings)		2024				2023			
		June	Year to Date	Time Standard	Year To Date Weighted Hours	June	Year to Date	Time Standard	Year To Date Weighted Hours
Operational2	911 call / 911 hang up	13	75	1.5	112.5	6	41	1.5	61.5
	911 hang up - Pocket Dial	0	0		0.0	1	3	1.5	4.5
	911 call - Dropped Cell	16	49	1.5	73.5	20	62	1.5	93.0
	Total	72	371	1.5	556.5	67	327	1.5	490.5
Traffic	MVC (MOTOR VEHICLE COLLISION) -Master code	2	8	3.8	30.4	1	4	3.8	15.2
	MVC - Personal Injury (MOTOR VEHICLE COLLISION)	1	15	3.8	57.0	5	26	3.8	98.8
	MVC - Prop. Dam. Non Reportable	2	57	3.8	216.6	15	54	3.8	205.2
	MVC - Prop. Dam. Reportable (MOTOR VEHICLE COLLISION)	21	122	3.8	463.6	22	145	3.8	551.0
	MVC - Prop. Dam. Failed to Remain (MOTOR VEHICLE COLLISION)	2	21	3.8	79.8	2	25	3.8	95.0
	MVC - Pers. Inj. Failed To Remain (MOTOR VEHICLE COLLISION)	0	1	3.8	3.8	0	0		0.0
	Total	28	224	3.8	851.2	45	254	3.8	965.2
Total		415	2,358		9,625.1	459	2,151		9,188.1

Note to Detachment Commanders:

- The content of each report is to be shared by the Detachment Commander only with the municipality for which it was generated. The municipality may treat this as a public document and distribute it as they wish.
- All data is sourced from the Niche RMS application. Included are 'reported' occurrences (actuals and unfounded occurrences) for 'billable' occurrences ONLY. Data is refreshed on a weekly basis.
- The Traffic category includes motor vehicle collision (MVC) occurrences entered into Niche (UCR code 8521). MVCs are NOT sourced from the eCRS application for this report.
- Only the primary violation is counted within an occurrence.
- Time standards displayed are for the 2024 billing period.

Note to Municipalities:

- Data contained within this report is dynamic in nature and numbers will change over time as the Ontario Provincial Police continues to investigate and solve crime.
- This report is NOT to be used for crime trend analysis as not all occurrences are included.
- Data groupings within this report do not match traditional crime groupings seen in other public reports such as the OPP Police Services Board reports or Statistics Canada reporting.



Windsor & Essex County Crime Stoppers

Police Coordinator Report

June 1st – June 30th, 2024

Overview

Crime Stoppers exists to provide a means for the public to pass along anonymous information that assists in solving crimes, recovering stolen property, seizing illegal drugs, and locating those for whom there is an outstanding warrant of arrest. Locally, the program is operated jointly as Windsor-Essex County Crime Stoppers and has the responsibility to receive and disseminate information to all law enforcement agencies within Essex County.

Program Education and Community Events

- June 1st- Ontario Association of Crime Stoppers Conference
- June 1st- Tecumseh Mall Recycle Event

AM800

“Crime of the Week” report with AM800 radio recorded every Monday which airs every Tuesday morning and afternoon.

- June 4th- Stunt Racing Investigation- WPS
- June 11th- Missing Person- OPP
- June 18th- Crime Stoppers Stats for 2024
- June 25th- Assault with weapon- WPS

CTV News/Media

- Missing person, Windsor Police Service Investigation, aired June 4th

Social Media

- Daily/Weekly Facebook, Twitter and Instagram posts

Crime Stoppers Upcoming Calendar

- July 1st Canada Day Parade
- Every Wednesday in August- Pasta Fundraiser
- August 22nd Crime Stoppers Golf Tournament

This statistical report is reflective of June 1-30th, 2024

Crime Stoppers tip information was distributed to the following agencies during this time period.

Windsor Police Service

WPS - Amherstburg Detachment

Ontario Provincial Police

LaSalle Police Service

Ministry of Revenue and Finance

Windsor & Essex County Health Unit- Tobacco Enforcement

CBSA

ROPE

Windsor Police Criminal Intelligence Unit – Cannabis Enforcement

Attached documents include:

Police Coordinators Report

Monthly Statistical Report

Tip Summary Report

This Report was Prepared By: Constable Lauren Brisco – WPS

TOTAL POPULATION REPRESENTED – 836,615 (2023 CENSUS)

POPULATION (CITY) – 342,000

POPULATION (COUNTY) – 436,061

POPULATION (LASALLE) – 34,023

POPULATION (AMHERSTBURG) – 24,531

**SI on Statistical Report is “Since Inception” – 1985



Windsor - Essex County Crime Stoppers - Statistical Report

Filter Date: June 2024 Run Date: 2024/07/02

Statistic	Jan	Feb	Mar	Apr	May	Jun	Jul	Aug	Sep	Oct	Nov	Dec
Tips Received	131	123	139	168	130	113	0	0	0	0	0	0
Tip Follow-ups	84	96	132	131	145	117	0	0	0	0	0	0
Arrests	11	2	1	14	7	0	0	0	0	0	0	0
Cases Cleared	11	8	1	7	6	0	0	0	0	0	0	0
Charges Laid	23	38	16	34	13	0	0	0	0	0	0	0
Fugitives	0	0	0	0	0	0	0	0	0	0	0	0
Administrative Discipline	0	0	0	0	0	0	0	0	0	0	0	0
# of Rewards Approved	5	7	2	4	3	4	0	0	0	0	0	0
Rewards Approved	\$450	\$1,650	\$950	\$1,200	\$850	\$800	\$0	\$0	\$0	\$0	\$0	\$0
# of Rewards Paid	1	0	0	0	1	0	0	0	0	0	0	0
Rewards Paid	\$100	\$0	\$0	\$0	\$350	\$0	\$0	\$0	\$0	\$0	\$0	\$0
# of Weapons Recovered	0	1	3	0	0	0	0	0	0	0	0	0
# of Vehicles Recovered	0	3	0	1	0	0	0	0	0	0	0	0
Property Recovered	\$0	\$155,000	\$0	\$8,300	\$0	\$0	\$0	\$0	\$0	\$0	\$0	\$0
Cash Recovered	\$0	\$6	\$970	\$7,486	\$0	\$0	\$0	\$0	\$0	\$0	\$0	\$0
Drugs Seized	\$145,520	\$100	\$4,625	\$125,245	\$0	\$0	\$0	\$0	\$0	\$0	\$0	\$0
Total Recovered	\$145,520	\$155,106	\$5,595	\$141,031	\$0	\$0	\$0	\$0	\$0	\$0	\$0	\$0

Statistic	Q1	Q2	Q3	Q4	YTD	SI
-----------	----	----	----	----	-----	----

Statistic	Q1	Q2	Q3	Q4	YTD	SI
Tips Received	393	411	0	0	804	62,511
Tip Follow-ups	312	393	0	0	705	22,122
Calls Received	0	0	0	0	0	3,138
Arrests	14	21	0	0	35	7,148
Cases Cleared	20	13	0	0	33	10,481
Charges Laid	77	47	0	0	124	10,521
Fugitives	0	0	0	0	0	625
Administrative Discipline	0	0	0	0	0	3
# of Rewards Approved	14	11	0	0	25	1,919
Rewards Approved	\$3,050	\$2,850	\$0	\$0	\$5,900	\$1,276,860
# of Rewards Paid	1	1	0	0	2	973
Rewards Paid	\$100	\$350	\$0	\$0	\$450	\$834,102
# of Weapons Recovered	4	0	0	0	4	558
# of Vehicles Recovered	3	1	0	0	4	38
Property Recovered	\$155,000	\$8,300	\$0	\$0	\$163,300	\$13,729,473
Cash Recovered	\$976	\$7,486	\$0	\$0	\$8,462	\$616,571
Drugs Seized	\$150,245	\$125,245	\$0	\$0	\$275,490	\$120,029,582
Total Recovered	\$306,221	\$141,031	\$0	\$0	\$447,252	\$134,375,626

Windsor - Essex County Crime Stoppers Tip Summary Report

Created Date: 2024/06/01 to 2024/06/30

Offense Type	Count
Animal Cruelty	1
Arson	1
Assault	5
Attempt Murder	0
Breach of Condition	1
Break and Enter	0
By Law	0
Child Abuse	2
COVID-19	0
Cybercrime	0
Disqualified Driving	1
Drugs	41
Elder Abuse	0
Fraud	2
Highway Traffic Act	5
Hit and Run / Fail to Remain	1
Homicide	1
Human Smuggling	0
Human Trafficking	0
Illegal Cigarettes	0
Immigration	0

Impaired Driver	3
Indecent Act	0
Liquor (sales to minors, sales without licence)	2
Mischief	2
Missing Person	1
Motor Vehicle Collision	0
Possession of Stolen Property	1
Prostitution/Morality	1
Repeat Impaired Driver	0
Robbery	4
Sexual Assault	2
Stolen Vehicle	1
Suspended Driver	0
Suspicious Activity	6
Terrorism	0
Test Tip	0
Theft	14
Threats	0
Warrant	1
Weapons	4
<i>Other</i>	11
<i>Unknown</i>	1
Total	115

