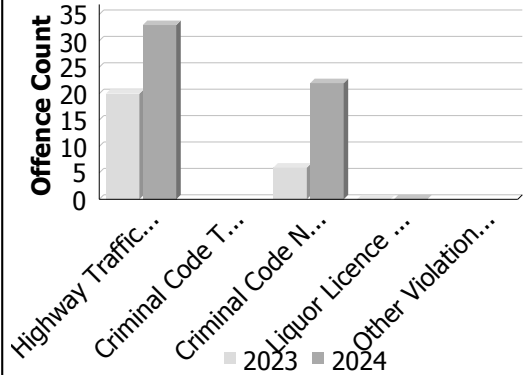


Police Services Board Report for Lakeshore
Integrated Court Offence Network
May - 2024

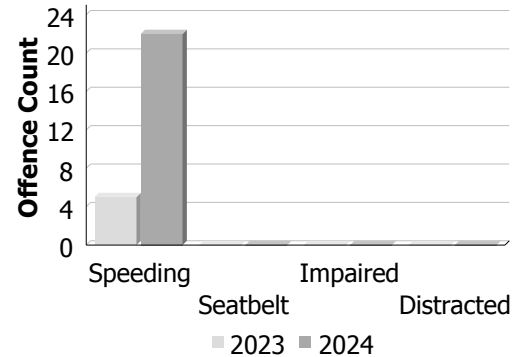
Criminal Code and Provincial Statute Charges Laid

Offence Count	May			Year to Date - May		
	2023	2024	% Change	2023	2024	% Change
Highway Traffic Act	20	33	65.0%	53	83	56.6%
Criminal Code Traffic	--	--	--	--	--	--
CCC Non-Traffic	--	--	--	--	--	--
Liquor Licence Act	0	0	--	0	0	--
Other Violations	--	--	--	--	--	--



Traffic Related Charges

Offence Count	May			Year to Date - May		
	2023	2024	% Change	2023	2024	% Change
Speeding	5	22	340.0%	7	45	542.9%
Seatbelt	0	0	--	0	2	--
Impaired	0	0	--	0	0	--
Distracted	0	0	--	0	0	--



Integrated Court Offence Network data is updated on a monthly basis: Data could be as much as a month and a half behind.

Data Utilized

- Ministry of Attorney General, Integrated Court Offence Network
- Integrated Court Offence Network Charge Business Intelligence Cube

Detachment: 6E - ESSEX COUNTY
Location code(s): 6E20 - LAKESHORE
Data source date:
 Aug 13, 2024 5:00:39 PM

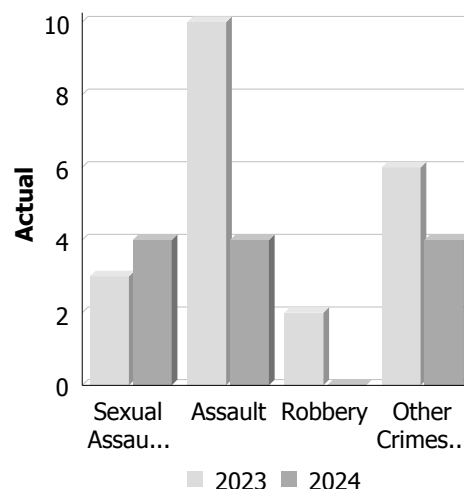
Report Generated by:
 Pharand, Lise

Report Generated on:
 Aug 16, 2024 11:30:01 AM
 PP-CSC-Operational Planning-4300

Police Services Board Report for Lakeshore
Records Management System
July - 2024

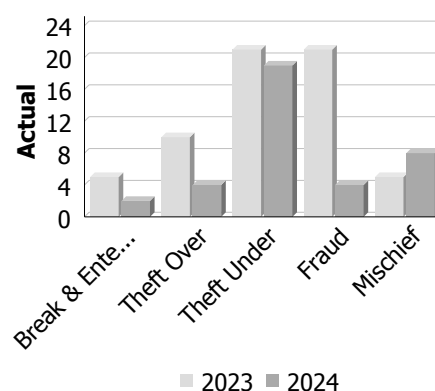
Violent Crime

Actual	July			Year to Date - July		
	2023	2024	% Change	2023	2024	% Change
Murder	0	0	--	1	1	0.0%
Other Offences Causing Death	0	0	--	0	0	--
Attempted Murder	0	0	--	0	0	--
Sexual Assault	3	4	33.3%	8	14	75.0%
Assault	10	4	-60.0%	46	33	-28.3%
Abduction	0	0	--	0	0	--
Robbery	2	0	-100.0%	3	3	0.0%
Other Crimes Against a Person	6	4	-33.3%	28	22	-21.4%
Total	21	12	-42.9%	86	73	-15.1%



Property Crime

Actual	July			Year to Date - July		
	2023	2024	% Change	2023	2024	% Change
Arson	0	0	--	1	1	0.0%
Break & Enter	5	2	-60.0%	31	31	0.0%
Theft Over	10	4	-60.0%	40	37	-7.5%
Theft Under	21	19	-9.5%	103	99	-3.9%
Have Stolen Goods	0	0	--	1	4	300.0%
Fraud	21	4	-81.0%	103	91	-11.7%
Mischief	5	8	60.0%	41	45	9.8%
Total	62	37	-40.3%	320	308	-3.8%



Drug Crime

Actual	July			Year to Date - July		
	2023	2024	% Change	2023	2024	% Change
Possession	0	0	--	2	1	-50.0%
Trafficking	0	0	--	0	0	--
Importation and Production	0	0	--	0	0	--
Total	0	0	--	2	1	-50.0%



Clearance Rate

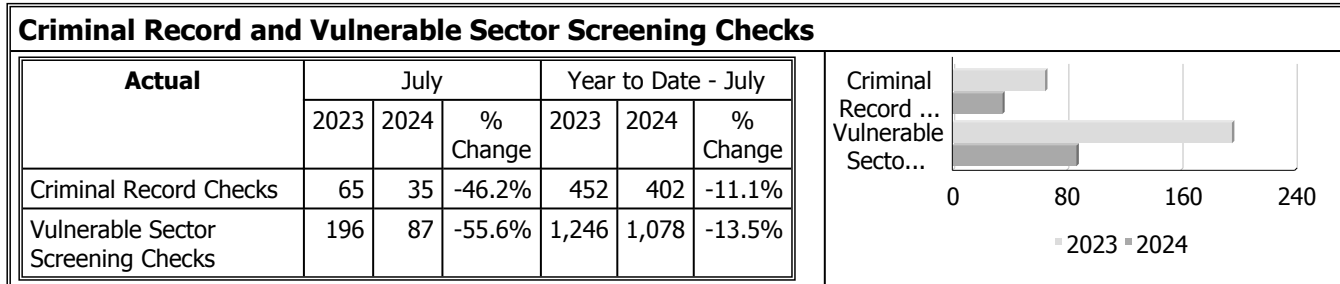
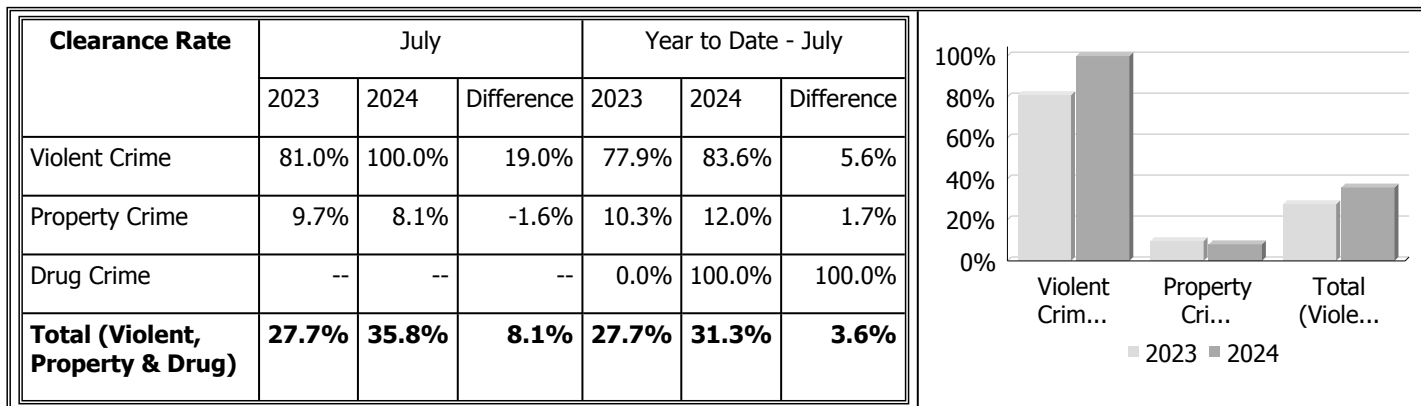
Detachment: 6E - ESSEX COUNTY
Location code(s): 6E20 - LAKESHORE

Data source date:
2024/08/10

Report Generated by:
Pharand, Lise

Report Generated on:
Aug 16, 2024 11:26:07 AM
PP-CSC-Operational Planning-4300

Police Services Board Report for Lakeshore
Records Management System
July - 2024



Data contained within this report is dynamic in nature and numbers will change over time as the Ontario Provincial Police continue to investigate and solve crime.

Data Utilized

- Major Crimes
- Niche RMS All Offence Level Business Intelligence Cube

Detachment: 6E - ESSEX COUNTY

Location code(s): 6E20 - LAKESHORE

Data source date:

2024/08/10

Report Generated by:

Pharand, Lise

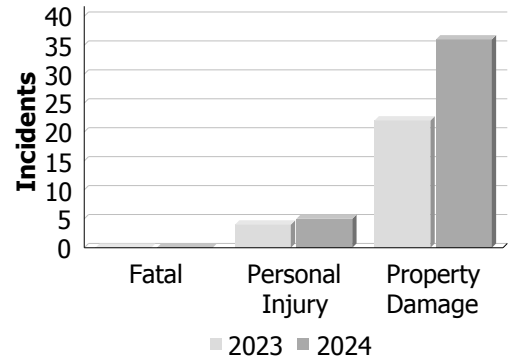
Report Generated on:

Aug 16, 2024 11:26:07 AM
 PP-CSC-Operational Planning-4300

Police Services Board Report for Lakeshore
Collision Reporting System
July - 2024

Motor Vehicle Collisions by Type

Incidents	July			Year to Date - July		
	2023	2024	% Change	2023	2024	% Change
Fatal	0	0	--	1	0	-100.0%
Personal Injury	4	5	25.0%	35	36	2.9%
Property Damage	22	36	63.6%	226	225	-0.4%
Total	26	41	57.7%	262	261	-0.4%



Fatalities in Detachment Area

Incidents		July			Year to Date - July		
		2023	2024	% Change	2023	2024	% Change
Motor Vehicle Collision	Fatal Incidents	0	0	--	1	0	-100.0%
	Alcohol Related	0	0	--	1	0	-100.0%
Off-Road Vehicle	Fatal Incidents	0	0	--	0	0	--
	Alcohol Related	0	0	--	0	0	--
Motorized Snow Vehicle	Fatal Incidents	0	0	--	0	0	--
	Alcohol Related	0	0	--	0	0	--

Persons Killed	July			Year to Date - July		
	2023	2024	% Change	2023	2024	% Change
Motor Vehicle Collision	0	0	--	1	0	-100.0%
Off-Road Vehicle	0	0	--	0	0	--
Motorized Snow Vehicle	0	0	--	0	0	--

Data Utilized

- SQL online application reporting system – OPP CRS 2.3.09
- Collision Reporting System Business Intelligence Cube

Detachment: 6E - ESSEX

Location code(s): 6E20-LAKESHORE

Data source date:
2024/08/15

Report Generated by:
Pharand, Lise

Report Generated on:
Aug 16, 2024 11:20:31 AM
PP-CSC-Operational Planning-4300

**Police Services Board Report for Lakeshore
2024/Jul**

Public Complaints	
Policy	0
Service	0
Conduct	0

Date information collected from Professional Standards Bureau Commander Reports: 2024-08-16

Data Source

Ontario Provincial Police, Professional Standards Bureau Commander Reports

- Includes all public policy, service and conduct complaints submitted to the Office of the Independent Police Review Director (OIPRD)

Secondary Employment

Daily Activity Reporting Patrol Hours	
Total Hours	2024/Jul
Number of Cruiser Patrol Hours	603.00
Number of Motorcycle Patrol Hours	0.00
Number of Marine Patrol Hours	0.00
Number of ATV Patrol Hours	2.00
Number of Snowmobile Patrol Hours	0.00
Number of Bicycle Patrol Hours	0.00
Number of Foot Patrol Hours	108.25
Number of School Patrol Hours	0.00

Data source (Daily Activity Reporting System) date: 2024/08/19

Detachment: 6E - ESSEX COUNTY

Location code(s): 6E20 - LAKESHORE

Report Generated by:
Pharand, Lise

Report Generated on:
Aug 16, 2024 10:53:33 AM
PP-CSC-Operational Planning-4300



Calls For Service (CFS) Billing Summary Report

Town of Lakeshore July - 2024

Billing Categories (Billing categories below do not match traditional crime groupings)		2024				2023			
		July	Year to Date	Time Standard	Year To Date Weighted Hours	July	Year to Date	Time Standard	Year To Date Weighted Hours
Violent Criminal Code	Murder 1st Degree	0	1	15.4	15.4	0	1	15.4	15.4
	Sexual Assault	1	8	15.4	123.2	3	10	15.4	154.0
	Sexual Interference	1	2	15.4	30.8	0	0		0.0
	Incest	2	2	15.4	30.8	0	0		0.0
	Assault With Weapon or Causing Bodily Harm-Level 2	2	13	15.4	200.2	3	10	15.4	154.0
	Assault-Level 1	3	20	15.4	308.0	6	38	15.4	585.2
	Discharge Firearm with Intent	0	0		0.0	1	3	15.4	46.2
	Pointing a Firearm	0	0		0.0	1	1	15.4	15.4
	Assault Peace Officer	0	1	15.4	15.4	0	0		0.0
	Hostage Taking	0	1	15.4	15.4	0	0		0.0
	Robbery -Master code	0	1	15.4	15.4	1	1	15.4	15.4
	Robbery, With Threat of Violence	0	1	15.4	15.4	0	1	15.4	15.4
	Robbery - Other	0	1	15.4	15.4	0	0		0.0
	Robbery of firearms	0	0		0.0	1	1	15.4	15.4
	Extortion	0	0		0.0	0	1	15.4	15.4
	Criminal Harassment	3	8	15.4	123.2	4	13	15.4	200.2
	Indecent/Harassing Communications	0	1	15.4	15.4	0	2	15.4	30.8
	Utter Threats -Master code	0	5	15.4	77.0	0	1	15.4	15.4
	Utter Threats to Person	1	11	15.4	169.4	2	16	15.4	246.4
	Total	13	76	15.4	1,170.4	22	99	15.4	1,524.6
Property Crime Violations	Arson - Auto	0	1	6.3	6.3	0	1	6.3	6.3
	Break & Enter	2	33	6.3	207.9	4	34	6.3	214.2
	Unlawful in a dwelling house	0	0		0.0	1	1	6.3	6.3
	Theft Over -master code	0	4	6.3	25.2	1	4	6.3	25.2
	Theft Over - Construction Site	2	4	6.3	25.2	1	1	6.3	6.3
	Theft Over - Trailers	0	3	6.3	18.9	0	4	6.3	25.2
	Theft Over - Other Theft	0	5	6.3	31.5	1	2	6.3	12.6
	Theft Over - Boat (Vessel)	0	2	6.3	12.6	0	1	6.3	6.3
	Theft Over - Boat Motor	0	0		0.0	1	1	6.3	6.3
	Theft of - Mail	0	0		0.0	0	2	6.3	12.6
	Theft FROM Motor Vehicle Over \$5,000	1	1	6.3	6.3	0	3	6.3	18.9
	Theft Over \$5,000 [SHOPLIFTING]	0	0		0.0	0	1	6.3	6.3
	Theft of Motor Vehicle	1	14	6.3	88.2	3	14	6.3	88.2
	Theft of - Automobile	0	3	6.3	18.9	1	7	6.3	44.1



Calls For Service (CFS) Billing Summary Report

Town of Lakeshore July - 2024

Billing Categories (Billing categories below do not match traditional crime groupings)		2024				2023			
		July	Year to Date	Time Standard	Year To Date Weighted Hours	July	Year to Date	Time Standard	Year To Date Weighted Hours
Property Crime Violations	Theft of - Trucks	0	1	6.3	6.3	1	4	6.3	25.2
	Theft of - All Terrain Vehicles	0	2	6.3	12.6	1	2	6.3	12.6
	Theft of - Construction Vehicles	0	1	6.3	6.3	0	0		0.0
	Theft of - Other Motor Vehicles	0	0		0.0	0	1	6.3	6.3
	Theft Under -master code	6	11	6.3	69.3	5	17	6.3	107.1
	Theft under - Farm Equipment	0	0		0.0	0	1	6.3	6.3
	Theft under - Farm Agricultural Produce	0	0		0.0	0	1	6.3	6.3
	Theft Under - Construction Site	0	2	6.3	12.6	0	0		0.0
	Theft under - Bicycles	1	5	6.3	31.5	1	4	6.3	25.2
	Theft under - Building	1	1	6.3	6.3	0	2	6.3	12.6
	Theft under - Trailers	0	0		0.0	1	2	6.3	12.6
	Theft under - Other Theft	1	15	6.3	94.5	6	23	6.3	144.9
	Theft under - Boat (Vessel)	0	0		0.0	0	1	6.3	6.3
	Theft under - Boat Motor	0	1	6.3	6.3	1	1	6.3	6.3
	Theft Under - Gasoline Drive-off	0	4	6.3	25.2	7	14	6.3	88.2
	Theft FROM Motor Vehicle Under \$5,000	9	25	6.3	157.5	1	21	6.3	132.3
	Theft Under \$5,000 [SHOPLIFTING]	1	36	6.3	226.8	3	23	6.3	144.9
	Trafficking in Stolen Goods over \$5,000 (incl. possession wi	0	1	6.3	6.3	0	0		0.0
	Possession of Stolen Goods over \$5,000	0	2	6.3	12.6	0	1	6.3	6.3
	Possession of Stolen Goods under \$5,000	0	1	6.3	6.3	0	0		0.0
	Fraud -Master code	1	13	6.3	81.9	3	12	6.3	75.6
	Fraud - Steal/Forge/Poss./Use Credit Card	0	3	6.3	18.9	0	5	6.3	31.5
	Fraud - False Pretence < = \$5,000	0	3	6.3	18.9	0	0		0.0
	Fraud - Forgery & Uttering	0	3	6.3	18.9	0	1	6.3	6.3
	Fraud - Fraud through mails	0	1	6.3	6.3	0	0		0.0
	Fraud -Money/property/ security > \$5,000	2	18	6.3	113.4	6	24	6.3	151.2
	Fraud -Money/property/ security <= \$5,000	1	35	6.3	220.5	8	39	6.3	245.7
	Fraud - Transportation	0	0		0.0	1	1	6.3	6.3



Calls For Service (CFS) Billing Summary Report

Town of Lakeshore July - 2024

Billing Categories (Billing categories below do not match traditional crime groupings)		2024				2023			
		July	Year to Date	Time Standard	Year To Date Weighted Hours	July	Year to Date	Time Standard	Year To Date Weighted Hours
Property Crime Violations	Fraud - Other	1	17	6.3	107.1	2	21	6.3	132.3
	Personation with Intent (fraud)	0	1	6.3	6.3	1	2	6.3	12.6
	Fraud - False Pretence > \$5,000	0	2	6.3	12.6	0	1	6.3	6.3
	Identity Theft	0	1	6.3	6.3	0	0		0.0
	Identity Fraud	0	2	6.3	12.6	0	2	6.3	12.6
	Mischief - master code	6	40	6.3	252.0	5	39	6.3	245.7
	Mischief [Graffiti - Non Gang Related]	1	1	6.3	6.3	0	2	6.3	12.6
	Willful act/omission likely to cause mischief	1	1	6.3	6.3	0	0		0.0
	Interfere with lawful use, enjoyment of property	0	3	6.3	18.9	0	1	6.3	6.3
	Property Damage	5	30	6.3	189.0	1	18	6.3	113.4
	Total	43	352	6.3	2,217.6	67	362	6.3	2,280.6
Other Criminal Code Violations (Excluding traffic)	Offensive Weapons-Possession of Weapons	0	3	7.3	21.9	0	2	7.3	14.6
	Offensive Weapons-Restricted	0	0		0.0	0	1	7.3	7.3
	Offensive Weapons-Other Offensive Weapons	0	1	7.3	7.3	0	0		0.0
	Bail Violations - Fail To Comply	1	20	7.3	146.0	0	7	7.3	51.1
	Bail Violations - Recognizance	0	1	7.3	7.3	0	0		0.0
	Counterfeit Money -Master code	0	1	7.3	7.3	0	1	7.3	7.3
	Possession Of Counterfeit Money	0	0		0.0	0	1	7.3	7.3
	Counterfeit Money - Others	0	0		0.0	0	1	7.3	7.3
	Disturb the Peace	1	3	7.3	21.9	0	6	7.3	43.8
	Indecent acts -Master code	0	1	7.3	7.3	0	0		0.0
	Indecent acts -Other	0	0		0.0	0	1	7.3	7.3
	Indecent acts -exposure to person under 14	0	0		0.0	0	1	7.3	7.3
	Child Pornography -Master code	0	1	7.3	7.3	0	0		0.0
	Child Pornography -Possess child pornography	0	0		0.0	0	1	7.3	7.3
	Child Pornography - Making or distributing	1	1	7.3	7.3	0	0		0.0
	Obstruct Public Peace Officer	1	2	7.3	14.6	0	0		0.0
	Trespass at Night	1	1	7.3	7.3	0	0		0.0
	Breach of Probation	0	5	7.3	36.5	0	2	7.3	14.6



Calls For Service (CFS) Billing Summary Report

Town of Lakeshore July - 2024

Billing Categories <i>(Billing categories below do not match traditional crime groupings)</i>		2024				2023			
		July	Year to Date	Time Standard	Year To Date Weighted Hours	July	Year to Date	Time Standard	Year To Date Weighted Hours
Other Criminal Code Violations (Excluding traffic)	Utter Threats to Property / Animals	0	1	7.3	7.3	0	0		0.0
	Disobey court order/Misconduct executing process	0	0		0.0	0	1	7.3	7.3
	Public mischief - mislead peace officer	1	1	7.3	7.3	0	0		0.0
	Common nuisance	0	0		0.0	0	1	7.3	7.3
	Total	6	42	7.3	306.6	0	26	7.3	189.8
Drug Possession	Possession Cocaine	0	0		0.0	0	1	6.9	6.9
	Possession Other Controlled Drugs and Substance Act	0	0		0.0	0	1	6.9	6.9
	Possession - Methamphetamine (Crystal Meth)	0	1	6.9	6.9	0	0		0.0
	Drug related occurrence	0	4	6.9	27.6	0	5	6.9	34.5
	Total	0	5	6.9	34.5	0	7	6.9	48.3
Drugs	Possession of cannabis for purpose of distributing	0	0		0.0	0	1	80.6	80.6
	Total	0	0		0.0	0	1	80.6	80.6
Statutes & Acts	Landlord/Tenant	0	38	3.5	133.0	7	41	3.5	143.5
	Mental Health Act	14	92	3.5	322.0	13	71	3.5	248.5
	Mental Health Act - No contact with Police	0	8	3.5	28.0	0	2	3.5	7.0
	Mental Health Act - Attempt Suicide	1	10	3.5	35.0	0	7	3.5	24.5
	Mental Health Act - Threat of Suicide	1	30	3.5	105.0	3	32	3.5	112.0
	Mental Health Act - Voluntary Transport	1	4	3.5	14.0	1	3	3.5	10.5
	Mental Health Act - Placed on Form	2	4	3.5	14.0	0	2	3.5	7.0
	Mental Health Act - Apprehension	4	16	3.5	56.0	2	12	3.5	42.0
	Custody Dispute	1	3	3.5	10.5	0	1	3.5	3.5
	Trespass To Property Act	1	37	3.5	129.5	8	32	3.5	112.0
	Family Law Act -Custody/ Access order	0	0		0.0	0	1	3.5	3.5
	Children's Law Reform Act - Custody order	0	0		0.0	0	1	3.5	3.5
	Total	25	242	3.5	847.0	34	205	3.5	717.5
Operational	Animal -Master code	0	0		0.0	0	2	3.8	7.6
	Animal Bite	1	2	3.8	7.6	0	5	3.8	19.0
	Animal Stray	1	8	3.8	30.4	0	5	3.8	19.0
	Animal Injured	2	5	3.8	19.0	1	13	3.8	49.4



Calls For Service (CFS) Billing Summary Report

Town of Lakeshore July - 2024

Billing Categories (Billing categories below do not match traditional crime groupings)		2024				2023			
		July	Year to Date	Time Standard	Year To Date Weighted Hours	July	Year to Date	Time Standard	Year To Date Weighted Hours
Operational	Animal - Other	2	4	3.8	15.2	0	3	3.8	11.4
	Animal - Dog Owners Liability Act	0	2	3.8	7.6	0	1	3.8	3.8
	Alarm -Others	1	2	3.8	7.6	0	0		0.0
	Domestic Disturbance	24	126	3.8	478.8	24	111	3.8	421.8
	Suspicious Person	39	178	3.8	676.4	32	161	3.8	611.8
	Phone -Master code	0	4	3.8	15.2	0	2	3.8	7.6
	Phone -Nuisance - No Charges Laid	1	20	3.8	76.0	3	17	3.8	64.6
	Phone -Threatening - No Charges Laid	0	3	3.8	11.4	0	6	3.8	22.8
	Phone -Other - No Charges Laid	1	10	3.8	38.0	0	4	3.8	15.2
	Text- related Incident (Texting)	0	1	3.8	3.8	0	0		0.0
	False Fire Alarm - Building	0	0		0.0	0	1	3.8	3.8
	Fire - Building	2	10	3.8	38.0	0	9	3.8	34.2
	Fire - Vehicle	0	8	3.8	30.4	1	2	3.8	7.6
	Fire - Other	2	4	3.8	15.2	1	5	3.8	19.0
	Insecure Condition -Master code	1	7	3.8	26.6	0	3	3.8	11.4
	Insecure Condition - Building	0	1	3.8	3.8	1	1	3.8	3.8
	Missing Person -Master code	0	1	3.8	3.8	0	0		0.0
	Missing Person under 12	0	3	3.8	11.4	0	2	3.8	7.6
	Missing Person 12 & older	1	6	3.8	22.8	0	7	3.8	26.6
	Missing Person Located Under 12	0	1	3.8	3.8	0	1	3.8	3.8
	Missing Person Located 12 & older	0	11	3.8	41.8	2	12	3.8	45.6
	Noise Complaint -Master code	15	29	3.8	110.2	2	5	3.8	19.0
	Noise Complaint - Vehicle	0	1	3.8	3.8	0	1	3.8	3.8
	Noise Complaint - Residence	0	1	3.8	3.8	0	0		0.0
	Noise Complaint - Animal	0	3	3.8	11.4	1	3	3.8	11.4
	Noise Complaint - Others	0	1	3.8	3.8	0	0		0.0
	Found Property -Master code	4	18	3.8	68.4	5	33	3.8	125.4
	Found - License Plate	0	3	3.8	11.4	0	1	3.8	3.8
	Found - Vehicle Accessories	2	5	3.8	19.0	0	0		0.0
	Found-Personal Accessories	0	10	3.8	38.0	1	2	3.8	7.6
	Found-Household Property	0	1	3.8	3.8	0	0		0.0
	Found-Jewellery	1	1	3.8	3.8	0	0		0.0



Calls For Service (CFS) Billing Summary Report

Town of Lakeshore July - 2024

Billing Categories (Billing categories below do not match traditional crime groupings)		2024				2023			
		July	Year to Date	Time Standard	Year To Date Weighted Hours	July	Year to Date	Time Standard	Year To Date Weighted Hours
Operational	Found-Sporting Goods, Hobby Equip.	0	0		0.0	0	1	3.8	3.8
	Found-Bicycles	0	3	3.8	11.4	0	2	3.8	7.6
	Found-Others	0	18	3.8	68.4	1	12	3.8	45.6
	Lost Property -Master code	2	8	3.8	30.4	4	12	3.8	45.6
	Lost License Plate	1	9	3.8	34.2	0	2	3.8	7.6
	Lost Disabled Parking Permit	0	0		0.0	0	1	3.8	3.8
	Lost - Vehicle Accessories	0	7	3.8	26.6	0	1	3.8	3.8
	Lost-Personal Accessories	0	5	3.8	19.0	1	4	3.8	15.2
	Lost-Household Property	0	2	3.8	7.6	0	0		0.0
	Lost-Jewellery	0	1	3.8	3.8	0	1	3.8	3.8
	Lost-Radio,TV,Sound-Reprod. Equip.	0	0		0.0	0	2	3.8	7.6
	Lost-Sporting Goods, Hobby Equip.	0	0		0.0	0	1	3.8	3.8
	Lost-Machinery & Tools	0	1	3.8	3.8	0	0		0.0
	Lost - Gun	0	1	3.8	3.8	0	2	3.8	7.6
	Lost-Others	1	31	3.8	117.8	3	16	3.8	60.8
	Sudden Death - Drowning	1	1	3.8	3.8	0	0		0.0
	Sudden Death - Suicide	1	7	3.8	26.6	1	2	3.8	7.6
	Sudden Death - Natural Causes	2	13	3.8	49.4	0	15	3.8	57.0
	Sudden Death - Others	0	1	3.8	3.8	0	2	3.8	7.6
	Sudden Death - Apparent Overdose-Overdose	0	0		0.0	0	1	3.8	3.8
	Suspicious Vehicle	8	91	3.8	345.8	23	110	3.8	418.0
	Trouble with Youth	7	73	3.8	277.4	18	86	3.8	326.8
	Vehicle Recovered - Automobile	0	14	3.8	53.2	4	19	3.8	72.2
	Vehicle Recovered - Trucks	0	6	3.8	22.8	1	2	3.8	7.6
	Vehicle Recovered - All Terrain Veh	0	1	3.8	3.8	0	1	3.8	3.8
	Vehicle Recovered - Other	0	0		0.0	0	1	3.8	3.8
	Unwanted Persons	6	46	3.8	174.8	9	24	3.8	91.2
	Neighbour Dispute	21	121	3.8	459.8	21	103	3.8	391.4
	By-Law -Master code	0	9	3.8	34.2	1	6	3.8	22.8
	Noise By-Law	10	73	3.8	277.4	36	110	3.8	418.0
	Dogs By-Law	2	18	3.8	68.4	6	35	3.8	133.0
	Firearms (Discharge) By-Law	2	12	3.8	45.6	0	0		0.0
	Loitering By-Law	1	1	3.8	3.8	0	0		0.0
	Other Municipal By-Laws	2	26	3.8	98.8	2	23	3.8	87.4



Calls For Service (CFS) Billing Summary Report

Town of Lakeshore July - 2024

Billing Categories (Billing categories below do not match traditional crime groupings)		2024				2023			
		July	Year to Date	Time Standard	Year To Date Weighted Hours	July	Year to Date	Time Standard	Year To Date Weighted Hours
Operational	Fireworks By-Law	1	2	3.8	7.6	0	2	3.8	7.6
	Traffic By-Law	7	35	3.8	133.0	7	45	3.8	171.0
	Assist Fire Department	1	4	3.8	15.2	1	5	3.8	19.0
	Assist Public	28	114	3.8	433.2	16	72	3.8	273.6
	Distressed/Overdue Motorist	0	3	3.8	11.4	0	1	3.8	3.8
	Family Dispute	24	133	3.8	505.4	20	103	3.8	391.4
	Protest - Demonstration	0	1	3.8	3.8	0	0		0.0
	Total	228	1,381	3.8	5,247.8	249	1,243	3.8	4,723.4
Operational2	False Alarm-Accidental Trip	1	6	1.5	9.0	1	4	1.5	6.0
	False Alarm-Malfunction	0	9	1.5	13.5	3	13	1.5	19.5
	False Holdup Alarm-Accidental Trip	3	13	1.5	19.5	1	12	1.5	18.0
	False Alarm -Others	34	197	1.5	295.5	17	149	1.5	223.5
	False Alarm -Cancelled	0	3	1.5	4.5	3	6	1.5	9.0
	Keep the Peace	4	60	1.5	90.0	11	73	1.5	109.5
	911 call / 911 hang up	10	86	1.5	129.0	11	52	1.5	78.0
	911 hang up - Pocket Dial	0	0		0.0	0	3	1.5	4.5
	911 call - Dropped Cell	15	63	1.5	94.5	16	78	1.5	117.0
	Total	67	437	1.5	655.5	63	390	1.5	585.0
Traffic	MVC (MOTOR VEHICLE COLLISION) -Master code	3	11	3.8	41.8	1	5	3.8	19.0
	MVC - Personal Injury (MOTOR VEHICLE COLLISION)	5	20	3.8	76.0	3	30	3.8	114.0
	MVC - Prop. Dam. Non Reportable	7	64	3.8	243.2	11	65	3.8	247.0
	MVC - Prop. Dam. Reportable (MOTOR VEHICLE COLLISION)	22	145	3.8	551.0	22	168	3.8	638.4
	MVC - Prop. Dam. Failed to Remain (MOTOR VEHICLE COLLISION)	4	26	3.8	98.8	3	28	3.8	106.4
	MVC - Pers. Inj. Failed To Remain (MOTOR VEHICLE COLLISION)	0	1	3.8	3.8	0	0		0.0
	Total	41	267	3.8	1,014.6	40	296	3.8	1,124.8
Total		423	2,802		11,494.0	475	2,629		11,274.6

Note to Detachment Commanders:

- The content of each report is to be shared by the Detachment Commander only with the municipality for which it was generated. The municipality may treat this as a public document and distribute it as they wish.
- All data is sourced from the Niche RMS application. Included are 'reported' occurrences (actuals and unfounded occurrences) for 'billable' occurrences ONLY. Data is refreshed on a weekly basis.
- The Traffic category includes motor vehicle collision (MVC) occurrences entered into Niche (UCR code 8521). MVCs are NOT sourced from the eCRS application for this report.



Calls For Service (CFS) Billing Summary Report

Town of Lakeshore July - 2024

- Only the primary violation is counted within an occurrence.
- Time standards displayed are for the 2024 billing period.

Note to Municipalities:

- Data contained within this report is dynamic in nature and numbers will change over time as the Ontario Provincial Police continues to investigate and solve crime.
- This report is NOT to be used for crime trend analysis as not all occurrences are included.
- Data groupings within this report do not match traditional crime groupings seen in other public reports such as the OPP Police Services Board reports or Statistics Canada reporting.



Windsor & Essex County Crime Stoppers

Police Coordinator Report

July 1st – 31st, 2024

Overview

Crime Stoppers exists to provide a means for the public to pass along anonymous information that assists in solving crimes, recovering stolen property, seizing illegal drugs, and locating those for whom there is an outstanding warrant of arrest. Locally, the program is operated jointly as Windsor-Essex County Crime Stoppers and has the responsibility to receive and disseminate information to all law enforcement agencies within Essex County.

AM800

“Crime of the Week” report with AM800 radio recorded every Monday which airs every Tuesday morning and afternoon.

- July 2nd – Crime Stoppers Golf Tournament
- July 9th – Canada Wide Warrant- Philip Grant
- July 16th – Crime Stoppers Golf Tournament
- July 23rd – West-end Shooting –W.P.S.
- July 30th – Theft Investigation– O.P.P.

St. Clair College-Media Plex and Radio CJAM FM 99.1

- Recorded weekly – Crime of the Week on hold until September

CTV News

- Crime Stoppers Stat Report and Golf Tournament, aired July 5th
- Fraud Awareness Crime Stoppers Report, aired July 24th

Social Media

- Daily/Weekly Facebook, Twitter and Instagram posts

Crime Stoppers Upcoming Calendar

- Every Wednesday for the month of August- Pasta Fundraiser at Riverside Sportsmen Club
- August 22 – Crime Stoppers Golf Tournament at Kingsville Golf and Country Club
- August 27th- 29th - Student Orientation at St. Clair College

This statistical report is reflective of July 1st – 31st, 2024.

Crime Stoppers tip information was distributed to the following agencies during this period.

Windsor Police Service

WPS - Amherstburg Detachment

Ontario Provincial Police

LaSalle Police Service

Ministry of Revenue and Finance

Windsor & Essex County Health Unit- Tobacco Enforcement

CBSA

ROPE

Windsor Police Criminal Intelligence Unit – Cannabis Enforcement

Attached documents include:

Police Coordinators Report

Monthly Statistical Report

Tip Summary Report

This Report was Prepared By:

Constable Lauren Brisco – Windsor Police Service

TOTAL POPULATION REPRESENTED – 398,718 (2019 CENSUS)

POPULATION (CITY) – 217,188

POPULATION (COUNTY) – 126,314

POPULATION (LASALLE) – 33,180

POPULATION (AMHERSTBURG) – 22,036

***SI on Statistical Report is “Since Inception” – 1985*



Windsor - Essex County Crime Stoppers - Statistical Report

Filter Date: July 2024 Run Date: 2024/08/06

Statistic	Jan	Feb	Mar	Apr	May	Jun	Jul	Aug	Sep	Oct	Nov	Dec
Tips Received	131	123	139	168	130	113	112	0	0	0	0	0
Tip Follow-ups	84	96	132	131	145	117	96	0	0	0	0	0
Arrests	11	2	1	14	7	0	21	0	0	0	0	0
Cases Cleared	11	8	1	7	6	0	0	0	0	0	0	0
Charges Laid	23	38	16	34	13	0	0	0	0	0	0	0
Fugitives	0	0	0	0	0	0	0	0	0	0	0	0
Administrative Discipline	0	0	0	0	0	0	0	0	0	0	0	0
# of Rewards Approved	5	7	2	4	3	4	5	0	0	0	0	0
Rewards Approved	\$450	\$1,650	\$950	\$1,200	\$850	\$800	\$1,250	\$0	\$0	\$0	\$0	\$0
# of Rewards Paid	1	0	0	0	1	0	1	0	0	0	0	0
Rewards Paid	\$100	\$0	\$0	\$0	\$350	\$0	\$650	\$0	\$0	\$0	\$0	\$0
# of Weapons Recovered	0	1	3	0	0	0	0	0	0	0	0	0
# of Vehicles Recovered	0	3	0	1	0	0	0	0	0	0	0	0
Property Recovered	\$0	\$155,000	\$0	\$8,300	\$0	\$0	\$2,000	\$0	\$0	\$0	\$0	\$0
Cash Recovered	\$0	\$6	\$970	\$7,486	\$0	\$0	\$500	\$0	\$0	\$0	\$0	\$0
Drugs Seized	\$145,520	\$100	\$4,625	\$125,245	\$0	\$0	\$365,152	\$0	\$0	\$0	\$0	\$0
Total Recovered	\$145,520	\$155,106	\$5,595	\$141,031	\$0	\$0	\$367,652	\$0	\$0	\$0	\$0	\$0

Statistic	Q1	Q2	Q3	Q4	YTD	SI
Tips Received	393	411	112	0	916	62,623
Tip Follow-ups	312	393	96	0	801	22,218
Calls Received	0	0	0	0	0	3,138
Arrests	14	21	21	0	56	7,169
Cases Cleared	20	13	0	0	33	10,481
Charges Laid	77	47	0	0	124	10,521
Fugitives	0	0	0	0	0	625
Administrative Discipline	0	0	0	0	0	3
# of Rewards Approved	14	11	5	0	30	1,924
Rewards Approved	\$3,050	\$2,850	\$1,250	\$0	\$7,150	\$1,278,110
# of Rewards Paid	1	1	1	0	3	975
Rewards Paid	\$100	\$350	\$650	\$0	\$1,100	\$835,352
# of Weapons Recovered	4	0	0	0	4	558
# of Vehicles Recovered	3	1	0	0	4	38
Property Recovered	\$155,000	\$8,300	\$2,000	\$0	\$165,300	\$13,731,473
Cash Recovered	\$976	\$7,486	\$500	\$0	\$8,962	\$617,071
Drugs Seized	\$150,245	\$125,245	\$365,152	\$0	\$640,642	\$120,394,734
Total Recovered	\$306,221	\$141,031	\$367,652	\$0	\$814,904	\$134,743,278

Windsor - Essex County Crime Stoppers Tip Summary Report

Created Date: 2024/07/01 to 2024/08/01

Offense Type	Count
Animal Cruelty	1
Arson	1
Assault	1
Attempt Murder	4
Breach of Condition	2
Break and Enter	1
By Law	1
Child Abuse	0
COVID-19	0
Cybercrime	0
Disqualified Driving	3
Drugs	44
Elder Abuse	0
Fraud	6
Highway Traffic Act	4
Hit and Run / Fail to Remain	0
Homicide	2
Human Smuggling	0
Human Trafficking	1
Illegal Cigarettes	2
Immigration	0

Impaired Driver	2
Indecent Act	0
Liquor (sales to minors, sales without licence)	0
Mischief	0
Missing Person	5
Motor Vehicle Collision	0
Possession of Stolen Property	1
Prostitution/Morality	2
Repeat Impaired Driver	1
Robbery	2
Sexual Assault	0
Stolen Vehicle	0
Suspended Driver	0
Suspicious Activity	6
Terrorism	1
Test Tip	0
Theft	4
Threats	0
Warrant	5
Weapons	4
<i>Other</i>	10
<i>Unknown</i>	4
Total	120