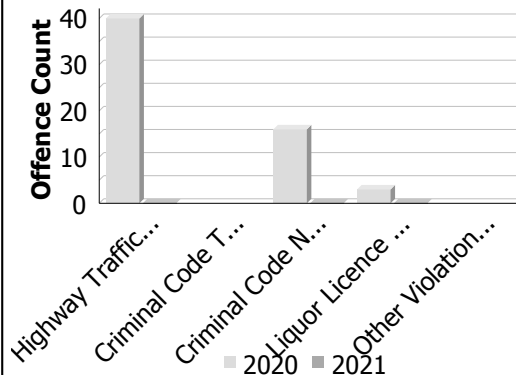


**Police Services Board Report for Lakeshore**  
**Integrated Court Offence Network**  
**September - 2021**

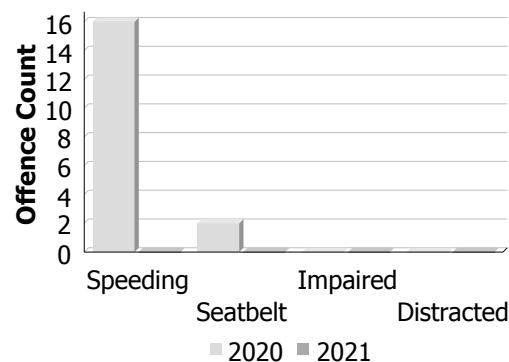
**Criminal Code and Provincial Statute Charges Laid**

Offence Count	September			Year to Date - September		
	2020	2021	% Change	2020	2021	% Change
Highway Traffic Act	40	0	-100.0%	617	292	-52.7%
Criminal Code Traffic	--	--	--	--	--	--
CCC Non-Traffic	--	--	--	--	--	--
Liquor Licence Act	3	0	-100.0%	18	11	-38.9%
Other Violations	--	--	--	--	--	--



**Traffic Related Charges**

Offence Count	September			Year to Date - September		
	2020	2021	% Change	2020	2021	% Change
Speeding	16	0	-100.0%	323	166	-48.6%
Seatbelt	2	0	-100.0%	14	3	-78.6%
Impaired	0	0	--	0	0	--
Distracted	0	0	--	7	1	-85.7%



Integrated Court Offence Network data is updated on a monthly basis: Data could be as much as a month and a half behind.

**Data Utilized**

- Ministry of Attorney General, Integrated Court Offence Network
- Integrated Court Offence Network Charge Business Intelligence Cube

**Detachment:** 6E - ESSEX COUNTY  
**Location code(s):** 6E20 - LAKESHORE  
**Data source date:**  
 Sep 14, 2021 12:59:00 PM

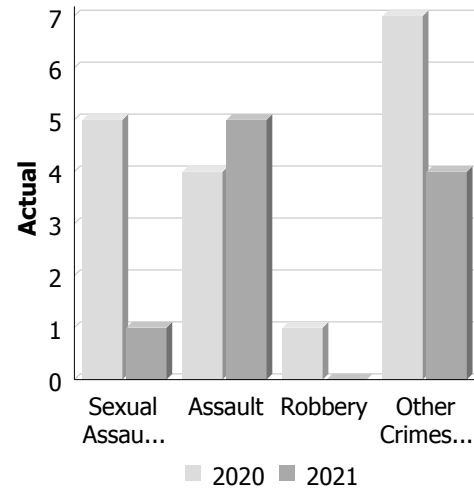
**Report Generated by:**  
 Pharand, Lise

**Report Generated on:**  
 Oct 4, 2021 2:29:23 PM  
 PP-CSC-Operational Planning-4300

**Police Services Board Report for Lakeshore**  
**Records Management System**  
**September - 2021**

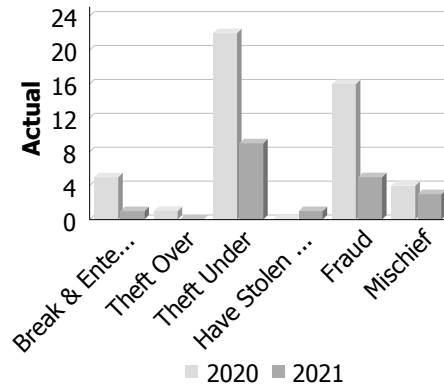
**Violent Crime**

Actual	September			Year to Date - September		
	2020	2021	% Change	2020	2021	% Change
Murder	0	0	--	0	0	--
Other Offences Causing Death	0	0	--	0	0	--
Attempted Murder	0	0	--	0	0	--
Sexual Assault	5	1	-80.0%	15	13	-13.3%
Assault	4	5	25.0%	51	43	-15.7%
Abduction	0	0	--	2	0	-100.0%
Robbery	1	0	-100.0%	4	1	-75.0%
Other Crimes Against a Person	7	4	-42.9%	31	41	32.3%
<b>Total</b>	<b>17</b>	<b>10</b>	<b>-41.2%</b>	<b>103</b>	<b>98</b>	<b>-4.9%</b>



**Property Crime**

Actual	September			Year to Date - September		
	2020	2021	% Change	2020	2021	% Change
Arson	0	0	--	0	1	--
Break & Enter	5	1	-80.0%	48	34	-29.2%
Theft Over	1	0	-100.0%	33	32	-3.0%
Theft Under	22	9	-59.1%	111	113	1.8%
Have Stolen Goods	0	1	--	8	4	-50.0%
Fraud	16	5	-68.8%	96	69	-28.1%
Mischief	4	3	-25.0%	82	63	-23.2%
<b>Total</b>	<b>48</b>	<b>19</b>	<b>-60.4%</b>	<b>378</b>	<b>316</b>	<b>-16.4%</b>



**Drug Crime**

Actual	September			Year to Date - September		
	2020	2021	% Change	2020	2021	% Change
Possession	0	0	--	2	3	50.0%
Trafficking	0	0	--	2	4	100.0%
Importation and Production	0	0	--	0	0	--
<b>Total</b>	<b>0</b>	<b>0</b>	<b>--</b>	<b>4</b>	<b>7</b>	<b>75.0%</b>



**Detachment:** 6E - ESSEX COUNTY  
**Location code(s):** 6E20 - LAKESHORE

**Data source date:**  
 2021/10/02

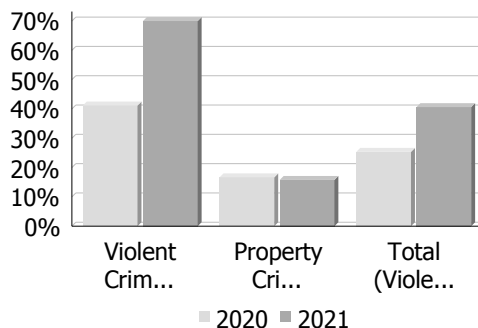
**Report Generated by:**  
 Pharand, Lise

**Report Generated on:**  
 Oct 4, 2021 2:19:53 PM  
 PP-CSC-Operational Planning-4300

**Police Services Board Report for Lakeshore**  
**Records Management System**  
**September - 2021**

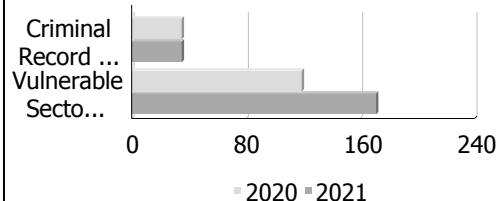
**Clearance Rate**

Clearance Rate	September			Year to Date - September		
	2020	2021	Difference	2020	2021	Difference
Violent Crime	41.2%	70.0%	28.8%	64.1%	56.1%	-8.0%
Property Crime	16.7%	15.8%	-0.9%	16.9%	12.0%	-4.9%
Drug Crime	--	--	--	50.0%	71.4%	21.4%
<b>Total (Violent, Property &amp; Drug)</b>	<b>25.4%</b>	<b>40.6%</b>	<b>15.3%</b>	<b>29.8%</b>	<b>27.4%</b>	<b>-2.4%</b>



**Criminal Record and Vulnerable Sector Screening Checks**

Actual	September			Year to Date - September		
	2020	2021	% Change	2020	2021	% Change
Criminal Record Checks	35	35	0.0%	273	250	-8.4%
Vulnerable Sector Screening Checks	119	171	43.7%	545	1,019	87.0%



Data contained within this report is dynamic in nature and numbers will change over time as the Ontario Provincial Police continue to investigate and solve crime.

**Data Utilized**

- Major Crimes
- Niche RMS All Offence Level Business Intelligence Cube

**Detachment:** 6E - ESSEX COUNTY

**Location code(s):** 6E20 - LAKESHORE

**Data source date:**

2021/10/02

**Report Generated by:**

Pharand, Lise

**Report Generated on:**

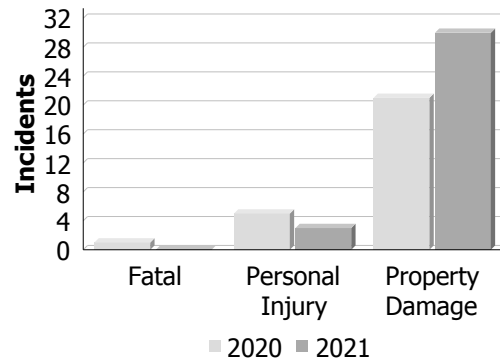
Oct 4, 2021 2:19:53 PM

PP-CSC-Operational Planning-4300

**Police Services Board Report for Lakeshore**  
**Collision Reporting System**  
**September - 2021**

**Motor Vehicle Collisions by Type**

Incidents	September			Year to Date - September		
	2020	2021	% Change	2020	2021	% Change
Fatal	1	0	-100.0%	4	0	-100.0%
Personal Injury	5	3	-40.0%	41	36	-12.2%
Property Damage	21	30	42.9%	176	208	18.2%
<b>Total</b>	<b>27</b>	<b>33</b>	<b>22.2%</b>	<b>221</b>	<b>244</b>	<b>10.4%</b>



**Fatalities in Detachment Area**

Incidents		September			Year to Date - September		
		2020	2021	% Change	2020	2021	% Change
Motor Vehicle Collision	Fatal Incidents	1	0	-100.0%	4	0	-100.0%
	Alcohol Related	0	0	--	2	0	-100.0%
Off-Road Vehicle	Fatal Incidents	0	0	--	0	0	--
	Alcohol Related	0	0	--	0	0	--
Motorized Snow Vehicle	Fatal Incidents	0	0	--	0	0	--
	Alcohol Related	0	0	--	0	0	--

Persons Killed		September			Year to Date - September		
		2020	2021	% Change	2020	2021	% Change
Motor Vehicle Collision		1	0	-100.0%	4	0	-100.0%
Off-Road Vehicle		0	0	--	0	0	--
Motorized Snow Vehicle		0	0	--	0	0	--

**Data Utilized**

- SQL online application reporting system – OPP CRS 2.3.09
- Collision Reporting System Business Intelligence Cube

**Detachment:** 6E - ESSEX

**Location code(s):** 6E20-LAKESHORE

**Data source date:**

2021/10/03

**Report Generated by:**

Pharand, Lise

**Report Generated on:**

Oct 4, 2021 2:17:19 PM

PP-CSC-Operational Planning-4300

**Police Services Board Report for Lakeshore  
2021/Sep**

<b>Public Complaints</b>	
Policy	0
Service	0
Conduct	0

**Date information collected from Professional Standards Bureau Commander Reports:** 2021-10-04

**Data Source**

Ontario Provincial Police, Professional Standards Bureau Commander Reports

- Includes all public policy, service and conduct complaints submitted to the Office of the Independent Police Review Director (OIPRD)

<b>Secondary Employment</b>
-----------------------------

<b>Daily Activity Reporting Patrol Hours</b>	
<b>Total Hours</b>	<b>2021/Sep</b>
Number of Cruiser Patrol Hours	673.50
Number of Motorcycle Patrol Hours	3.00
Number of Marine Patrol Hours	0.00
Number of ATV Patrol Hours	8.00
Number of Snowmobile Patrol Hours	0.00
Number of Bicycle Patrol Hours	0.00
Number of Foot Patrol Hours	55.25
Number of School Patrol Hours	7.50

**Data source (Daily Activity Reporting System) date:** 2021/10/02

**Detachment:** 6E - ESSEX COUNTY

**Location code(s):** 6E20 - LAKESHORE

**Report Generated by:**  
Pharand, Lise

**Report Generated on:**  
Oct 4, 2021 2:05:17 PM  
PP-CSC-Operational Planning-4300

Ontario Provincial Police  
Essex County Detachment

1219 Hicks Rd.  
P.O. Box 910  
Essex, Ontario  
N8M 2Y2

Tel: (519) 723-2493 Fax: (519) 723-2133



Police provincial de l'Ontario  
Détachement du Comté d'Essex

1219 rue Hicks  
C.P. 910  
Essex, Ontario  
N8M 2Y2

Tel: (519) 723-2493 Télécopieur: (519) 723-2133

File Reference/

October 04, 2021

Lakeshore PSB information for the month of September:

High School Resource Officer: 0 hours

Suspensions: 6

Charges: 111

Police Record Checks: 35

Vulnerable Sector Record Checks: 171

G. (Glenn) MILLER, Inspector  
Detachment Commander  
Essex County O.P.P.



## Calls For Service (CFS) Billing Summary Report

### Town of Lakeshore September - 2021

Billing Categories (Billing categories below do not match traditional crime groupings)		2021				2020			
		September	Year to Date	Time Standard	Year To Date Weighted Hours	September	Year to Date	Time Standard	Year To Date Weighted Hours
Violent Criminal Code	Sexual Assault With a Weapon	1	1	16.0	16.0	0	0		0.0
	Sexual Assault	0	8	16.0	128.0	6	14	16.0	224.0
	Sexual Interference	0	3	16.0	48.0	0	2	16.0	32.0
	Invitation to Sexual Touching	0	1	16.0	16.0	0	0		0.0
	Non-Consensual Distribution of Intimate Images	0	1	16.0	16.0	0	0		0.0
	Aggravated Assault-Level 3	0	0		0.0	0	2	16.0	32.0
	Assault With Weapon or Causing Bodily Harm-Level 2	0	8	16.0	128.0	0	10	16.0	160.0
	Assault-Level 1	5	36	16.0	576.0	4	41	16.0	656.0
	Discharge Firearm with Intent	0	1	16.0	16.0	0	0		0.0
	Pointing a Firearm	0	0		0.0	0	1	16.0	16.0
	Assault Peace Officer w/weapon Bodily Harm	0	0		0.0	0	2	16.0	32.0
	Kidnapping	0	0		0.0	0	1	16.0	16.0
	Forcible confinement	0	0		0.0	0	1	16.0	16.0
	Robbery -Master code	0	0		0.0	1	2	16.0	32.0
	Robbery, With Threat of Violence	0	1	16.0	16.0	0	1	16.0	16.0
	Robbery - Other	0	0		0.0	0	1	16.0	16.0
	Extortion	0	3	16.0	48.0	0	0		0.0
	Criminal Harassment	0	14	16.0	224.0	2	14	16.0	224.0
	Criminal Harassment - Offender Unknown	0	2	16.0	32.0	0	0		0.0
	Indecent/Harassing Communications	1	3	16.0	48.0	1	2	16.0	32.0
	Utter Threats -Master code	0	2	16.0	32.0	1	1	16.0	16.0
	Utter Threats to Person	4	27	16.0	432.0	4	31	16.0	496.0
	<b>Total</b>	<b>11</b>	<b>111</b>	<b>16.0</b>	<b>1,776.0</b>	<b>19</b>	<b>126</b>	<b>16.0</b>	<b>2,016.0</b>
Property Crime Violations	Arson - Auto	0	1	6.5	6.5	0	0		0.0
	Break & Enter	1	36	6.5	234.0	4	54	6.5	351.0
	Break & Enter - steal firearm from motor vehicle	0	1	6.5	6.5	0	0		0.0
	Theft Over - Farm Equipment	0	0		0.0	0	1	6.5	6.5



## Calls For Service (CFS) Billing Summary Report

### Town of Lakeshore September - 2021

Billing Categories (Billing categories below do not match traditional crime groupings)		2021				2020			
		September	Year to Date	Time Standard	Year To Date Weighted Hours	September	Year to Date	Time Standard	Year To Date Weighted Hours
Property Crime Violations	Theft Over - Construction Site	0	2	6.5	13.0	0	0		0.0
	Theft Over - Bicycles	0	1	6.5	6.5	0	0		0.0
	Theft Over - Trailers	0	3	6.5	19.5	0	1	6.5	6.5
	Theft Over - Other Theft	0	6	6.5	39.0	0	4	6.5	26.0
	Theft Over - Boat (Vessel)	0	2	6.5	13.0	0	0		0.0
	Theft FROM Motor Vehicle Over \$5,000	0	2	6.5	13.0	0	3	6.5	19.5
	Theft of Motor Vehicle	2	16	6.5	104.0	1	10	6.5	65.0
	Theft of - Automobile	4	8	6.5	52.0	0	4	6.5	26.0
	Theft of - Trucks	0	2	6.5	13.0	0	5	6.5	32.5
	Theft of - Motorcycles	0	1	6.5	6.5	0	2	6.5	13.0
	Theft of - Mopeds	0	1	6.5	6.5	0	0		0.0
	Theft of - Snow Vehicles	0	1	6.5	6.5	0	0		0.0
	Theft of - All Terrain Vehicles	0	1	6.5	6.5	0	2	6.5	13.0
	Theft of - Farm Vehicles	0	1	6.5	6.5	0	0		0.0
	Theft of - Construction Vehicles	0	0		0.0	0	1	6.5	6.5
	Theft of - Other Motor Vehicles	0	0		0.0	0	1	6.5	6.5
	Theft Under -master code	1	4	6.5	26.0	4	6	6.5	39.0
	Theft under - Farm Equipment	0	0		0.0	1	1	6.5	6.5
	Theft Under - Construction Site	1	4	6.5	26.0	0	1	6.5	6.5
	Theft under - Bicycles	1	6	6.5	39.0	0	1	6.5	6.5
	Theft under - Building	0	1	6.5	6.5	0	1	6.5	6.5
	Theft under - Persons	0	0		0.0	0	1	6.5	6.5
	Theft under - Trailers	0	2	6.5	13.0	0	1	6.5	6.5
	Theft under - Other Theft	2	31	6.5	201.5	5	40	6.5	260.0
	Theft under - Boat (Vessel)	0	1	6.5	6.5	1	1	6.5	6.5
	Theft under - Boat Motor	0	1	6.5	6.5	0	1	6.5	6.5





## Calls For Service (CFS) Billing Summary Report

### Town of Lakeshore September - 2021

Billing Categories (Billing categories below do not match traditional crime groupings)		2021				2020			
		September	Year to Date	Time Standard	Year To Date Weighted Hours	September	Year to Date	Time Standard	Year To Date Weighted Hours
Property Crime Violations	Theft Under - Mining Product	0	0		0.0	1	1	6.5	6.5
	Theft Under - Gasoline Drive-off	0	37	6.5	240.5	4	27	6.5	175.5
	Theft FROM Motor Vehicle Under \$5,000	4	38	6.5	247.0	4	23	6.5	149.5
	Theft Under \$5,000 [SHOPLIFTING]	1	11	6.5	71.5	4	15	6.5	97.5
	Possession of Stolen Goods over \$5,000	0	1	6.5	6.5	0	0		0.0
	Trafficking in Stolen Goods under \$5,000 (incl. possession w	0	0		0.0	0	1	6.5	6.5
	Possession of Stolen Goods under \$5,000	1	3	6.5	19.5	0	8	6.5	52.0
	Fraud -Master code	0	3	6.5	19.5	0	10	6.5	65.0
	Fraud - Steal/Forge/Poss./ Use Credit Card	1	5	6.5	32.5	3	8	6.5	52.0
	Fraud - False Pretence <= \$5,000	1	2	6.5	13.0	0	0		0.0
	Fraud - Forgery & Uttering	0	1	6.5	6.5	1	1	6.5	6.5
	Fraud - Account closed	0	2	6.5	13.0	0	2	6.5	13.0
	Fraud - Fraud through mails	0	0		0.0	0	3	6.5	19.5
	Fraud -Money/ property/security > \$5,000	0	6	6.5	39.0	1	9	6.5	58.5
	Fraud -Money/ property/security <= \$5,000	1	21	6.5	136.5	5	29	6.5	188.5
	Fraud - Welfare benefits	0	2	6.5	13.0	0	1	6.5	6.5
	Fraud - Other	2	29	6.5	188.5	6	36	6.5	234.0
	Personation with Intent (fraud)	0	3	6.5	19.5	0	4	6.5	26.0
	Fraud - False Pretence > \$5,000	1	1	6.5	6.5	0	1	6.5	6.5
	Identity Theft	0	1	6.5	6.5	0	0		0.0
	Identity Fraud	0	4	6.5	26.0	1	3	6.5	19.5
	Mischief - master code	0	58	6.5	377.0	4	73	6.5	474.5
	Mischief [Graffiti - Non Gang Related]	3	5	6.5	32.5	0	1	6.5	6.5



## Calls For Service (CFS) Billing Summary Report

### Town of Lakeshore September - 2021

Billing Categories <i>(Billing categories below do not match traditional crime groupings)</i>		2021				2020			
		September	Year to Date	Time Standard	Year To Date Weighted Hours	September	Year to Date	Time Standard	Year To Date Weighted Hours
Property Crime Violations	Willful act/omission likely to cause mischief	0	1	6.5	6.5	0	0		0.0
	Interfere with lawful use, enjoyment of property	0	1	6.5	6.5	0	2	6.5	13.0
	Property Damage	0	21	6.5	136.5	6	25	6.5	162.5
	<b>Total</b>	<b>27</b>	<b>391</b>	<b>6.5</b>	<b>2,541.5</b>	<b>56</b>	<b>425</b>	<b>6.5</b>	<b>2,762.5</b>
Other Criminal Code Violations (Excluding traffic)	Offensive Weapons-Possession of Weapons	0	0		0.0	0	2	7.8	15.6
	Offensive Weapons-Carry concealed	0	0		0.0	0	1	7.8	7.8
	Offensive Weapons-In Vehicle	0	0		0.0	0	1	7.8	7.8
	Offensive Weapons-Other Offensive Weapons	0	1	7.8	7.8	0	1	7.8	7.8
	Bail Violations - Master code	0	0		0.0	0	1	7.8	7.8
	Bail Violations - Fail To Comply	1	16	7.8	124.8	2	13	7.8	101.4
	Bail Violations - Fail To Appear	0	1	7.8	7.8	0	4	7.8	31.2
	Bail Violations - Appearance Notice	0	1	7.8	7.8	0	0		0.0
	Bail Violations - Others	0	0		0.0	0	1	7.8	7.8
	Bail Violations - Recognizance	1	1	7.8	7.8	0	0		0.0
	Counterfeit Money - Master code	0	1	7.8	7.8	0	1	7.8	7.8
	Counterfeit Money - Others	0	0		0.0	0	1	7.8	7.8
	Disturb the Peace	0	7	7.8	54.6	1	8	7.8	62.4
	Indecent acts -Other	0	1	7.8	7.8	0	2	7.8	15.6
	Indecent acts - exposure to person under 14	0	1	7.8	7.8	1	1	7.8	7.8
	Child Pornography - Possess child pornography	0	0		0.0	0	2	7.8	15.6
	Public Morals	0	1	7.8	7.8	0	3	7.8	23.4
	Obstruct Public Peace Officer	0	1	7.8	7.8	0	1	7.8	7.8
	Trespass at Night	0	0		0.0	0	3	7.8	23.4
	Breach of Probation	0	3	7.8	23.4	0	3	7.8	23.4



## Calls For Service (CFS) Billing Summary Report

### Town of Lakeshore September - 2021

Billing Categories <i>(Billing categories below do not match traditional crime groupings)</i>		2021				2020			
		September	Year to Date	Time Standard	Year To Date Weighted Hours	September	Year to Date	Time Standard	Year To Date Weighted Hours
Other Criminal Code Violations (Excluding traffic)	Utter Threats to Property / Animals	0	1	7.8	7.8	0	0		0.0
	Personate Peace Officer	0	0		0.0	0	2	7.8	15.6
	Other Criminal Code * Sec.215 - Sec.319	0	0		0.0	0	1	7.8	7.8
	Utter Threats to damage property	0	0		0.0	0	1	7.8	7.8
	Libel - Defamatory	0	0		0.0	0	1	7.8	7.8
	Animals - Cruelty	0	0		0.0	1	2	7.8	15.6
	Animals - Others	0	0		0.0	0	1	7.8	7.8
	Other Criminal Code * Sec.462 - Sec.753	0	1	7.8	7.8	0	0		0.0
	<b>Total</b>	<b>2</b>	<b>37</b>	<b>7.8</b>	<b>288.6</b>	<b>5</b>	<b>57</b>	<b>7.8</b>	<b>444.6</b>
Drug Possession	Possession Cocaine	0	1	6.5	6.5	0	0		0.0
	Possession Other Controlled Drugs and Substance Act	0	0		0.0	0	1	6.5	6.5
	Possession - Methamphetamine (Crystal Meth)	0	2	6.5	13.0	0	1	6.5	6.5
	Possession û Opioid (other than heroin)	0	1	6.5	6.5	0	1	6.5	6.5
	DRUG Operation - Master Code	0	1	6.5	6.5	0	1	6.5	6.5
	Drug related occurrence	1	14	6.5	91.0	2	8	6.5	52.0
	<b>Total</b>	<b>1</b>	<b>19</b>	<b>6.5</b>	<b>123.5</b>	<b>2</b>	<b>12</b>	<b>6.5</b>	<b>78.0</b>
Drugs	Trafficking Cocaine	0	2	45.9	91.8	0	2	45.9	91.8
	Trafficking Other Controlled Drugs and Substance Act	0	2	45.9	91.8	0	0		0.0
	Possession of cannabis for purpose of selling	0	0		0.0	0	1	45.9	45.9
	<b>Total</b>	<b>0</b>	<b>4</b>	<b>45.9</b>	<b>183.6</b>	<b>0</b>	<b>3</b>	<b>45.9</b>	<b>137.7</b>
Statutes & Acts	Landlord/Tenant	5	64	3.4	217.6	7	53	3.4	180.2
	Mental Health Act	8	43	3.4	146.2	8	57	3.4	193.8
	Mental Health Act - No contact with Police	0	15	3.4	51.0	5	18	3.4	61.2
	Mental Health Act - Attempt Suicide	0	7	3.4	23.8	0	2	3.4	6.8
	Mental Health Act - Threat of Suicide	8	37	3.4	125.8	3	32	3.4	108.8
	Mental Health Act - Voluntary Transport	2	17	3.4	57.8	1	25	3.4	85.0



## Calls For Service (CFS) Billing Summary Report

### Town of Lakeshore September - 2021

Billing Categories <i>(Billing categories below do not match traditional crime groupings)</i>		2021				2020			
		September	Year to Date	Time Standard	Year To Date Weighted Hours	September	Year to Date	Time Standard	Year To Date Weighted Hours
Statutes & Acts	Mental Health Act - Placed on Form	1	6	3.4	20.4	5	18	3.4	61.2
	Mental Health Act - Apprehension	1	10	3.4	34.0	0	0		0.0
	Custody Dispute	0	2	3.4	6.8	0	0		0.0
	Trespass To Property Act	5	88	3.4	299.2	2	62	3.4	210.8
	Children's Law Reform Act -Custody order	0	0		0.0	0	1	3.4	3.4
	<b>Total</b>	<b>30</b>	<b>289</b>	<b>3.4</b>	<b>982.6</b>	<b>31</b>	<b>268</b>	<b>3.4</b>	<b>911.2</b>
Operational	Animal -Master code	0	0		0.0	0	1	3.6	3.6
	Animal - Left in Vehicle	0	0		0.0	0	1	3.6	3.6
	Animal Rabid	0	0		0.0	0	2	3.6	7.2
	Animal Bite	0	1	3.6	3.6	0	5	3.6	18.0
	Animal Stray	0	2	3.6	7.2	2	8	3.6	28.8
	Animal Injured	0	7	3.6	25.2	0	10	3.6	36.0
	Animal - Other	0	11	3.6	39.6	0	5	3.6	18.0
	Animal - Dog Owners Liability Act	0	0		0.0	0	2	3.6	7.2
	Alarm -Others	0	1	3.6	3.6	0	0		0.0
	Domestic Disturbance	12	151	3.6	543.6	18	138	3.6	496.8
	Suspicious Person	17	151	3.6	543.6	17	156	3.6	561.6
	Phone -Master code	0	1	3.6	3.6	1	4	3.6	14.4
	Phone -Nuisance - No Charges Laid	3	35	3.6	126.0	1	17	3.6	61.2
	Phone -Obscene - No Charges Laid	0	1	3.6	3.6	1	2	3.6	7.2
	Phone -Threatening - No Charges Laid	1	4	3.6	14.4	1	3	3.6	10.8
	Phone -Other - No Charges Laid	3	13	3.6	46.8	2	8	3.6	28.8
	Text- related Incident (Texting)	0	0		0.0	0	3	3.6	10.8
	Fire - Building	0	4	3.6	14.4	0	11	3.6	39.6
	Fire - Vehicle	0	3	3.6	10.8	0	2	3.6	7.2
	Fire - Other	2	8	3.6	28.8	1	8	3.6	28.8
	Insecure Condition - Master code	2	7	3.6	25.2	1	7	3.6	25.2
	Insecure Condition - Building	0	0		0.0	0	2	3.6	7.2
	Missing Person under 12	0	1	3.6	3.6	1	3	3.6	10.8



## Calls For Service (CFS) Billing Summary Report

### Town of Lakeshore September - 2021

Billing Categories (Billing categories below do not match traditional crime groupings)		2021				2020			
		September	Year to Date	Time Standard	Year To Date Weighted Hours	September	Year to Date	Time Standard	Year To Date Weighted Hours
Operational	Missing Person 12 & older	2	10	3.6	36.0	0	14	3.6	50.4
	Missing Person Located Under 12	0	0		0.0	0	3	3.6	10.8
	Missing Person Located 12 & older	0	3	3.6	10.8	0	13	3.6	46.8
	Noise Complaint - Master code	0	6	3.6	21.6	0	37	3.6	133.2
	Noise Complaint - Vehicle	0	0		0.0	0	6	3.6	21.6
	Noise Complaint - Residence	0	3	3.6	10.8	1	32	3.6	115.2
	Noise Complaint - Business	0	0		0.0	0	1	3.6	3.6
	Noise Complaint - Animal	0	3	3.6	10.8	0	9	3.6	32.4
	Noise Complaint - Others	0	0		0.0	0	1	3.6	3.6
	Accident - non-MVC -Master code	0	2	3.6	7.2	0	1	3.6	3.6
	Accident - non-MVC -Industrial	0	0		0.0	1	2	3.6	7.2
	Accident - non-MVC -Commercial	0	0		0.0	1	2	3.6	7.2
	Accident - non-MVC -Residential	0	0		0.0	0	2	3.6	7.2
	Accident -non MVC - Others	0	0		0.0	1	1	3.6	3.6
	Found Property - Master code	5	51	3.6	183.6	8	25	3.6	90.0
	Found - License Plate	0	3	3.6	10.8	0	3	3.6	10.8
	Found - Vehicle Accessories	0	0		0.0	0	2	3.6	7.2
	Found-Personal Accessories	0	3	3.6	10.8	1	8	3.6	28.8
	Found-Household Property	0	1	3.6	3.6	0	0		0.0
	Found-Radio,TV,Sound-Reprod. Equip.	0	1	3.6	3.6	0	2	3.6	7.2
	Found-Machinery & Tools	0	0		0.0	0	1	3.6	3.6
	Found-Bicycles	0	2	3.6	7.2	1	1	3.6	3.6
	Found - Gun	0	0		0.0	1	1	3.6	3.6
	Found-Others	0	18	3.6	64.8	1	11	3.6	39.6
	Lost Property - Master code	3	15	3.6	54.0	0	10	3.6	36.0



## Calls For Service (CFS) Billing Summary Report

### Town of Lakeshore September - 2021

Billing Categories (Billing categories below do not match traditional crime groupings)		2021				2020			
		September	Year to Date	Time Standard	Year To Date Weighted Hours	September	Year to Date	Time Standard	Year To Date Weighted Hours
Operational	Lost License Plate	1	6	3.6	21.6	1	4	3.6	14.4
	Lost - Computer, parts & accessories	0	0		0.0	0	1	3.6	3.6
	Lost-Personal Accessories	3	16	3.6	57.6	0	8	3.6	28.8
	Lost-Household Property	1	2	3.6	7.2	0	1	3.6	3.6
	Lost-Jewellery	0	0		0.0	0	1	3.6	3.6
	Lost-Radio, TV, Sound-Reprod. Equip.	0	3	3.6	10.8	0	2	3.6	7.2
	Lost-Bicycles	0	1	3.6	3.6	0	0		0.0
	Lost-Others	0	11	3.6	39.6	1	8	3.6	28.8
	Sudden Death - Drowning	0	1	3.6	3.6	0	0		0.0
	Sudden Death - Suicide	0	1	3.6	3.6	0	1	3.6	3.6
	Sudden Death - Natural Causes	1	22	3.6	79.2	1	18	3.6	64.8
	Sudden Death - Others	0	2	3.6	7.2	1	2	3.6	7.2
	Sudden Death - Apparent Overdose-Overdose	0	2	3.6	7.2	0	0		0.0
	Suspicious Vehicle	12	109	3.6	392.4	11	127	3.6	457.2
	Trouble with Youth	8	73	3.6	262.8	10	83	3.6	298.8
	Medical Assistance - Other	0	0		0.0	0	2	3.6	7.2
	Vehicle Recovered - Master code	0	0		0.0	0	1	3.6	3.6
	Vehicle Recovered - Automobile	1	21	3.6	75.6	4	32	3.6	115.2
	Vehicle Recovered - Trucks	1	5	3.6	18.0	0	4	3.6	14.4
	Vehicle Recovered - All Terrain Veh	0	2	3.6	7.2	0	1	3.6	3.6
	Vehicle Recovered - Farm Vehicles	0	0		0.0	0	1	3.6	3.6
	Vehicle Recovered - Constr. Vehicle	0	0		0.0	1	1	3.6	3.6
	Vehicle Recovered - Other	0	4	3.6	14.4	0	0		0.0
	Unwanted Persons	7	48	3.6	172.8	3	39	3.6	140.4
	Neighbour Dispute	20	137	3.6	493.2	24	161	3.6	579.6
	By-Law -Master code	0	6	3.6	21.6	1	11	3.6	39.6
	Noise By-Law	29	178	3.6	640.8	30	104	3.6	374.4



## Calls For Service (CFS) Billing Summary Report

### Town of Lakeshore September - 2021

Billing Categories <i>(Billing categories below do not match traditional crime groupings)</i>		2021				2020			
		September	Year to Date	Time Standard	Year To Date Weighted Hours	September	Year to Date	Time Standard	Year To Date Weighted Hours
Operational	Dogs By-Law	1	19	3.6	68.4	6	26	3.6	93.6
	Firearms (Discharge) By-Law	1	5	3.6	18.0	1	2	3.6	7.2
	Smoking By-Law	1	2	3.6	7.2	0	0		0.0
	Other Municipal By-Laws	3	33	3.6	118.8	7	36	3.6	129.6
	Fireworks By-Law	1	12	3.6	43.2	3	8	3.6	28.8
	Traffic By-Law	12	73	3.6	262.8	4	53	3.6	190.8
	Overdose/Suspected Overdose	0	0		0.0	0	1	3.6	3.6
	Overdose/Suspected Overdose - Opioid Related	0	0		0.0	2	2	3.6	7.2
	Assist Fire Department	0	1	3.6	3.6	0	2	3.6	7.2
	Assist Public	15	143	3.6	514.8	16	215	3.6	774.0
	Distressed/Overdue Motorist	0	1	3.6	3.6	0	2	3.6	7.2
	Compassionate Message	0	0		0.0	1	1	3.6	3.6
	Family Dispute	19	137	3.6	493.2	16	135	3.6	486.0
	Suspicious Package	0	0		0.0	0	1	3.6	3.6
	Protest - Demonstration	0	4	3.6	14.4	1	6	3.6	21.6
	<b>Total</b>	<b>187</b>	<b>1,602</b>	<b>3.6</b>	<b>5,767.2</b>	<b>207</b>	<b>1,689</b>	<b>3.6</b>	<b>6,080.4</b>
Operational2	False Alarm-Accidental Trip	0	3	1.3	3.9	0	0		0.0
	False Alarm-Malfunction	1	4	1.3	5.2	0	5	1.3	6.5
	False Holdup Alarm-Accidental Trip	0	28	1.3	36.4	1	18	1.3	23.4
	False Alarm -Others	43	249	1.3	323.7	26	237	1.3	308.1
	False Alarm - Cancelled	0	0		0.0	0	5	1.3	6.5
	Keep the Peace	11	95	1.3	123.5	8	70	1.3	91.0
	911 call / 911 hang up	12	134	1.3	174.2	4	83	1.3	107.9
	911 hang up - Pocket Dial	0	2	1.3	2.6	0	1	1.3	1.3
	911 call - Dropped Cell	3	58	1.3	75.4	5	60	1.3	78.0
	<b>Total</b>	<b>70</b>	<b>573</b>	<b>1.3</b>	<b>744.9</b>	<b>44</b>	<b>479</b>	<b>1.3</b>	<b>622.7</b>
Traffic	MVC (MOTOR VEHICLE COLLISION) -Master code	2	4	3.4	13.6	0	3	3.4	10.2



## Calls For Service (CFS) Billing Summary Report

### Town of Lakeshore September - 2021

Billing Categories (Billing categories below do not match traditional crime groupings)		2021				2020			
		September	Year to Date	Time Standard	Year To Date Weighted Hours	September	Year to Date	Time Standard	Year To Date Weighted Hours
Traffic	MVC - Personal Injury (MOTOR VEHICLE COLLISION)	3	44	3.4	149.6	6	46	3.4	156.4
	MVC - Prop. Dam. Non Reportable	6	66	3.4	224.4	8	76	3.4	258.4
	MVC - Prop. Dam. Reportable (MOTOR VEHICLE COLLISION)	32	190	3.4	646.0	28	183	3.4	622.2
	MVC - Prop. Dam. Failed to Remain (MOTOR VEHICLE COLLISION)	3	22	3.4	74.8	3	24	3.4	81.6
	MVC - Pers. Inj. Failed To Remain (MOTOR VEHICLE COLLISION)	0	0		0.0	0	2	3.4	6.8
	MVC - Fatal (MOTOR VEHICLE COLLISION)	0	0		0.0	1	3	3.4	10.2
	MVC - Others (MOTOR VEHICLE COLLISION)	0	0		0.0	0	1	3.4	3.4
	<b>Total</b>	<b>46</b>	<b>326</b>	<b>3.4</b>	<b>1,108.4</b>	<b>46</b>	<b>338</b>	<b>3.4</b>	<b>1,149.2</b>
<b>Total</b>		<b>374</b>	<b>3,352</b>		<b>13,516.3</b>	<b>410</b>	<b>3,397</b>		<b>14,202.3</b>

#### Note to Detachment Commanders:

- The content of each report is to be shared by the Detachment Commander only with the municipality for which it was generated. The municipality may treat this as a public document and distribute it as they wish.
- All data is sourced from the Niche RMS application. Included are 'reported' occurrences (actuals and unfounded occurrences) for 'billable' occurrences ONLY. Data is refreshed on a weekly basis.
- The Traffic category includes motor vehicle collision (MVC) occurrences entered into Niche (UCR code 8521). MVCs are NOT sourced from the eCRS application for this report.
- Only the primary violation is counted within an occurrence.
- Time standards displayed are for the 2021 billing period.


#### Note to Municipalities:

- Data contained within this report is dynamic in nature and numbers will change over time as the Ontario Provincial Police continues to investigate and solve crime.
- This report is NOT to be used for crime trend analysis as not all occurrences are included.
- Data groupings within this report do not match traditional crime groupings seen in other public reports such as the OPP Police Services Board reports or Statistics Canada reporting.



## Windsor & Essex County Crime Stoppers

Police Coordinator Report  
September 1<sup>st</sup>-30<sup>th</sup>, 2021



### Overview

- The Coronavirus Disease (Covid-19) hit many world Countries including Canada and Windsor and Essex County limiting much of our community involvement to media and social media venues.
- Crime Stoppers continued to receive normal Tip volume despite the Pandemic that swept the area.

### Program Education and Community Events

- Crime Stoppers disposition training commencing for various units at OPP and Windsor Police Service.

### AM800

“Crime of the Week” report with AM800 radio recorded every Monday which airs every Tuesday morning and afternoon.

- September 6<sup>th</sup> – Suspicious Marine Activity
- September 13<sup>th</sup> – Break and Enter Investigation- WPS Amherstburg Detachment
- September 20<sup>th</sup> – Robbery at CIBC Bank- LaSalle Police Service
- September 27<sup>th</sup> – Assault at Forest Glade Park - WPS

### St. Clair College-Media Plex

- Recorded weekly through Zoom – Crime of the Week.

### Social Media

- Daily/Weekly Facebook, Twitter and Instagram posts

### Crime Stoppers Upcoming Calendar

- On-going bicycle Auction on Govdeals.com from which proceeds are received by Crime Stoppers program

Should you wish a Crime Stoppers Police Coordinator to attend an upcoming meeting or event in your community, please feel free to contact our office.

Windsor Police Coordinator Lauren Brisco - 519-255-6700 ext 4493

OPP Police Coordinator Sarah Werstein - 519-255-6700 ext. 4496

This statistical report is reflective of September 1<sup>st</sup> – September 30<sup>th</sup>, 2021

Crime Stoppers tip information was distributed to the following agencies during this period.

Windsor Police Service  
Chatham-Kent Crime Stoppers  
Crime Stoppers of Newfoundland and Labrador  
WPS - Amherstburg Detachment  
Ontario Provincial Police  
LaSalle Police Service  
Ministry of Revenue and Finance  
Windsor & Essex County Health Unit- Tobacco Enforcement  
Crime Stoppers Toronto  
RCMP  
CBSA  
Ministry of Natural Resource and Forestry  
ROPE  
Windsor Police Criminal Intelligence Unit – Cannabis Enforcement

**Attached documents include:**

Police Coordinators Report  
Monthly Statistical Report  
Tip Summary Report

**This Report was Prepared By:**

Constable Lauren Brisco- WPS Police Coordinator

*TOTAL POPULATION REPRESENTED – 398,718 (2019 CENSUS)*

*POPULATION (CITY) – 217,188  
POPULATION (COUNTY) – 126,314  
POPULATION (LASALLE) – 33,180  
POPULATION (AMHERSTBURG) – 22,036*

**\*\*SI on Statistical Report is “Since Inception” – 1985**



# Windsor - Essex County Crime Stoppers - Statistical Report

Filter Date: September 2021 Run Date: 2021/10/01

Statistic	Jan	Feb	Mar	Apr	May	Jun	Jul	Aug	Sep	Oct	Nov	Dec
Tips Received	200	137	144	145	165	150	162	112	123	0	0	0
Tip Follow-ups	162	119	150	160	145	113	131	85	123	0	0	0
Arrests	14	6	10	7	1	2	2	12	5	0	0	0
Cases Cleared	13	4	5	4	1	5	3	3	2	0	0	0
Charges Laid	2	48	41	22	4	13	13	51	43	0	0	0
Fugitives	0	0	0	0	0	0	0	0	0	0	0	0
Administrative Discipline	0	0	0	0	0	0	0	0	0	0	0	0
# of Rewards Approved	6	5	3	6	3	2	4	1	4	0	0	0
Rewards Approved	\$1,950	\$1,450	\$650	\$1,550	\$400	\$500	\$2,025	\$450	\$2,400	\$0	\$0	\$0
# of Rewards Paid	4	3	0	5	2	1	3	1	0	0	0	0
Rewards Paid	\$1,450	\$850	\$0	\$1,050	\$650	\$100	\$1,725	\$300	\$0	\$0	\$0	\$0
# of Weapons Recovered	1	0	3	1	0	0	1	4	2	0	0	0
# of Vehicles Recovered	0	0	3	0	0	1	0	0	0	0	0	0
Property Recovered	\$0	\$0	\$11,800	\$1,000	\$0	\$18,000	\$40,300	\$2,950	\$600	\$0	\$0	\$0
Cash Recovered	\$11,016	\$0	\$37,550	\$680	\$1,150	\$0	\$28,456	\$1,510	\$5,675	\$0	\$0	\$0
Drugs Seized	\$17,800	\$0	\$7,572	\$525	\$34,910	\$0	\$2,490	\$177,000	\$83,000	\$0	\$0	\$0
Total Recovered	\$28,816	\$0	\$56,922	\$2,205	\$36,060	\$18,000	\$71,246	\$181,460	\$89,275	\$0	\$0	\$0

Statistic	Q1	Q2	Q3	Q4	YTD	SI
Tips Received	481	460	397	0	1,338	58,199
Tip Follow-ups	431	418	339	0	1,188	18,620
Calls Received	0	0	0	0	0	3,138
Arrests	30	10	19	0	59	6,993
Cases Cleared	22	10	8	0	40	10,354
Charges Laid	91	39	107	0	237	9,967
Fugitives	0	0	0	0	0	625
Administrative Discipline	0	0	0	0	0	3
# of Rewards Approved	14	11	9	0	34	1,814
Rewards Approved	\$4,050	\$2,450	\$4,875	\$0	\$11,375	\$1,242,935
# of Rewards Paid	7	8	4	0	19	940
Rewards Paid	\$2,300	\$1,800	\$2,025	\$0	\$6,125	\$819,227
# of Weapons Recovered	4	1	7	0	12	536
# of Vehicles Recovered	3	1	0	0	4	31
Property Recovered	\$11,800	\$19,000	\$43,850	\$0	\$74,650	\$13,340,631
Cash Recovered	\$48,566	\$1,830	\$35,641	\$0	\$86,037	\$553,578
Drugs Seized	\$25,372	\$35,435	\$262,490	\$0	\$323,297	\$53,528,218
Total Recovered	\$85,738	\$56,265	\$341,981	\$0	\$483,984	\$67,422,427

# Windsor - Essex County Crime Stoppers Tip Summary Report

Created Date: 2021/09/01 to 2021/10/01

Offense Type	Count
Animal Cruelty	0
Arson	3
Assault	5
Breach of Condition	1
Break and Enter	3
By Law	4
Child Abuse	0
COVID-19	3
Cybercrime	3
Disqualified Driving	0
Drugs	57
Elder Abuse	0
Fraud	1
Highway Traffic Act	4
Hit and Run / Fail to Remain	0
Homicide	1
Human Smuggling	0
Human Trafficking	0
Illegal Cigarettes	1
Immigration	0

Impaired Driver	4
Indecent Act	0
Liquor (sales to minors, sales without licence)	0
Mischief	1
Missing Person	3
Possession of Stolen Property	1
Prostitution/Morality	0
Repeat Impaired Driver	0
Robbery	3
Sexual Assault	2
Stolen Vehicle	3
Suspended Driver	0
Suspicious Activity	5
Terrorism	0
Test Tip	0
Theft	1
Warrant	2
Weapons	8
<i>Other</i>	6
<i>Unknown</i>	2
<b>Total</b>	<b>127</b>