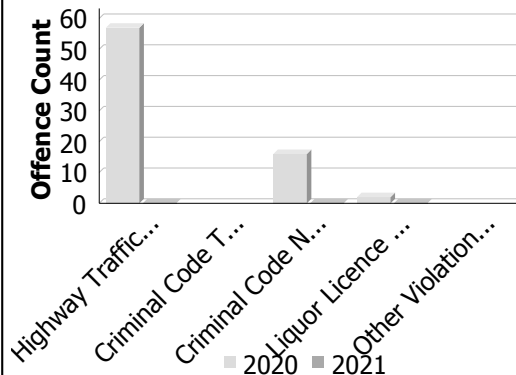


Police Services Board Report for Lakeshore
Integrated Court Offence Network
November - 2021

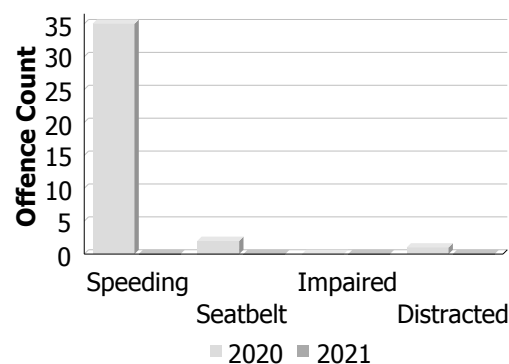
Criminal Code and Provincial Statute Charges Laid

Offence Count	November			Year to Date - November		
	2020	2021	% Change	2020	2021	% Change
Highway Traffic Act	57	0	-100.0%	743	370	-50.2%
Criminal Code Traffic	--	--	--	--	--	--
CCC Non-Traffic	--	--	--	--	--	--
Liquor Licence Act	2	0	-100.0%	22	13	-40.9%
Other Violations	--	--	--	--	--	--



Traffic Related Charges

Offence Count	November			Year to Date - November		
	2020	2021	% Change	2020	2021	% Change
Speeding	35	0	-100.0%	399	200	-49.9%
Seatbelt	2	0	-100.0%	19	3	-84.2%
Impaired	0	0	--	0	0	--
Distracted	1	0	-100.0%	8	1	-87.5%



Integrated Court Offence Network data is updated on a monthly basis: Data could be as much as a month and a half behind.

Data Utilized

- Ministry of Attorney General, Integrated Court Offence Network
- Integrated Court Offence Network Charge Business Intelligence Cube

Detachment: 6E - ESSEX COUNTY
Location code(s): 6E20 - LAKESHORE
Data source date:
 Nov 10, 2021 1:43:33 PM

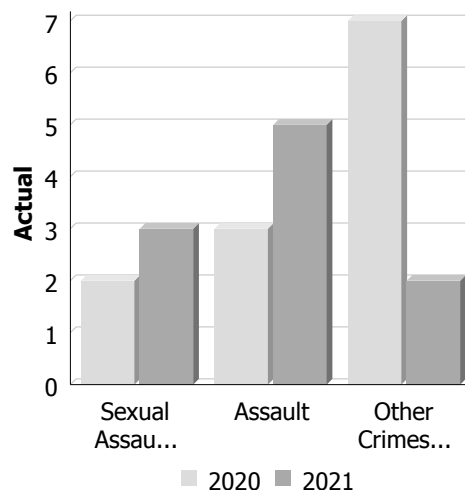
Report Generated by:
 Pharand, Lise

Report Generated on:
 Dec 8, 2021 1:28:11 PM
 PP-CSC-Operational Planning-4300

Police Services Board Report for Lakeshore
Records Management System
November - 2021

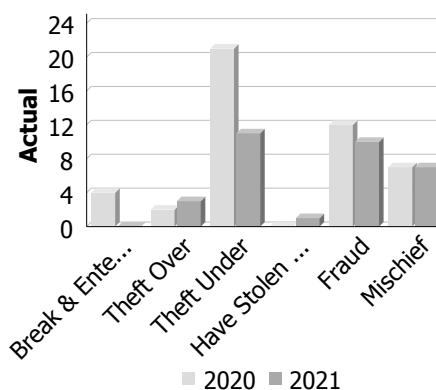
Violent Crime

Actual	November			Year to Date - November		
	2020	2021	% Change	2020	2021	% Change
Murder	0	0	--	0	0	--
Other Offences Causing Death	0	0	--	0	0	--
Attempted Murder	0	0	--	0	0	--
Sexual Assault	2	3	50.0%	19	18	-5.3%
Assault	3	5	66.7%	55	51	-7.3%
Abduction	0	0	--	2	0	-100.0%
Robbery	0	0	--	4	1	-75.0%
Other Crimes Against a Person	7	2	-71.4%	44	42	-4.5%
Total	12	10	-16.7%	124	112	-9.7%



Property Crime

Actual	November			Year to Date - November		
	2020	2021	% Change	2020	2021	% Change
Arson	0	0	--	0	1	--
Break & Enter	4	0	-100.0%	62	43	-30.6%
Theft Over	2	3	50.0%	44	37	-15.9%
Theft Under	21	11	-47.6%	153	144	-5.9%
Have Stolen Goods	0	1	--	10	5	-50.0%
Fraud	12	10	-16.7%	116	84	-27.6%
Mischief	7	7	0.0%	107	74	-30.8%
Total	46	32	-30.4%	492	388	-21.1%



Drug Crime

Actual	November			Year to Date - November		
	2020	2021	% Change	2020	2021	% Change
Possession	0	0	--	3	3	0.0%
Trafficking	0	0	--	2	4	100.0%
Importation and Production	0	0	--	0	0	--
Total	0	0	--	5	7	40.0%



Detachment: 6E - ESSEX COUNTY
Location code(s): 6E20 - LAKESHORE

Data source date:
 2021/12/04

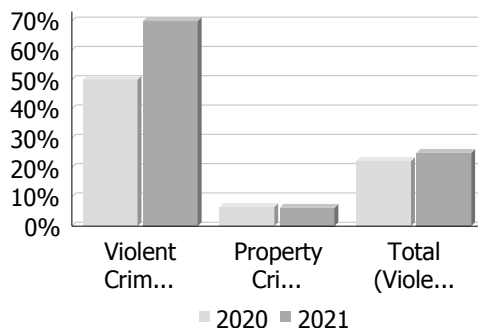
Report Generated by:
 Pharand, Lise

Report Generated on:
 Dec 8, 2021 1:26:15 PM
 PP-CSC-Operational Planning-4300

Police Services Board Report for Lakeshore
Records Management System
November - 2021

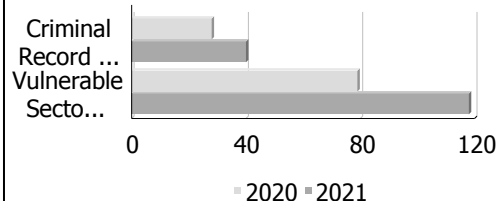
Clearance Rate

Clearance Rate	November			Year to Date - November		
	2020	2021	Difference	2020	2021	Difference
Violent Crime	50.0%	70.0%	20.0%	61.3%	61.6%	0.3%
Property Crime	6.5%	6.2%	-0.3%	15.4%	11.6%	-3.8%
Drug Crime	--	--	--	60.0%	71.4%	11.4%
Total (Violent, Property & Drug)	22.2%	25.0%	2.8%	28.4%	27.3%	-1.1%



Criminal Record and Vulnerable Sector Screening Checks

Actual	November			Year to Date - November		
	2020	2021	% Change	2020	2021	% Change
Criminal Record Checks	28	40	42.9%	440	326	-25.9%
Vulnerable Sector Screening Checks	79	118	49.4%	863	1,293	49.8%



Data contained within this report is dynamic in nature and numbers will change over time as the Ontario Provincial Police continue to investigate and solve crime.

Data Utilized

- Major Crimes
- Niche RMS All Offence Level Business Intelligence Cube

Detachment: 6E - ESSEX COUNTY

Location code(s): 6E20 - LAKESHORE

Data source date:

2021/12/04

Report Generated by:

Pharand, Lise

Report Generated on:

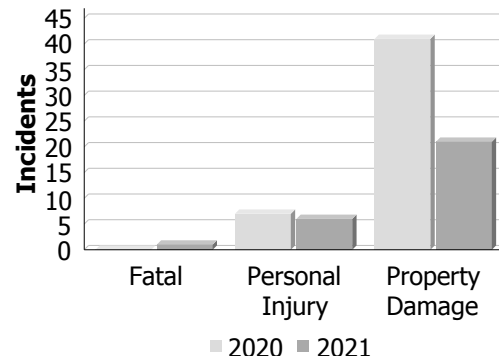
Dec 8, 2021 1:26:15 PM

PP-CSC-Operational Planning-4300

Police Services Board Report for Lakeshore
Collision Reporting System
November - 2021

Motor Vehicle Collisions by Type

Incidents	November			Year to Date - November		
	2020	2021	% Change	2020	2021	% Change
Fatal	0	1	--	4	1	-75.0%
Personal Injury	7	6	-14.3%	53	49	-7.5%
Property Damage	41	21	-48.8%	250	267	6.8%
Total	48	28	-41.7%	307	317	3.3%



Fatalities in Detachment Area

Incidents		November			Year to Date - November		
		2020	2021	% Change	2020	2021	% Change
Motor Vehicle Collision	Fatal Incidents	0	1	--	4	1	-75.0%
	Alcohol Related	0	1	--	2	1	-50.0%
Off-Road Vehicle	Fatal Incidents	0	0	--	0	0	--
	Alcohol Related	0	0	--	0	0	--
Motorized Snow Vehicle	Fatal Incidents	0	0	--	0	0	--
	Alcohol Related	0	0	--	0	0	--

Persons Killed		November			Year to Date - November		
		2020	2021	% Change	2020	2021	% Change
Motor Vehicle Collision		0	1	--	4	1	-75.0%
Off-Road Vehicle		0	0	--	0	0	--
Motorized Snow Vehicle		0	0	--	0	0	--

Data Utilized

- SQL online application reporting system – OPP CRS 2.3.09
- Collision Reporting System Business Intelligence Cube

Detachment: 6E - ESSEX

Location code(s): 6E20-LAKESHORE

Data source date:

2021/12/07

Report Generated by:

Pharand, Lise

Report Generated on:

Dec 8, 2021 1:22:25 PM

PP-CSC-Operational Planning-4300

Police Services Board Report for Lakeshore
2021/Nov

Public Complaints	
Policy	0
Service	0
Conduct	0

Date information collected from Professional Standards Bureau Commander Reports: 2021-12-08

Data Source

Ontario Provincial Police, Professional Standards Bureau Commander Reports

- Includes all public policy, service and conduct complaints submitted to the Office of the Independent Police Review Director (OIPRD)

Secondary Employment

Daily Activity Reporting Patrol Hours	
Total Hours	2021/Nov
Number of Cruiser Patrol Hours	647.25
Number of Motorcycle Patrol Hours	0.00
Number of Marine Patrol Hours	0.00
Number of ATV Patrol Hours	0.00
Number of Snowmobile Patrol Hours	0.00
Number of Bicycle Patrol Hours	0.00
Number of Foot Patrol Hours	49.00
Number of School Patrol Hours	11.00

Data source (Daily Activity Reporting System) date: 2021/12/06

Detachment: 6E - ESSEX COUNTY

Location code(s): 6E20 - LAKESHORE

Report Generated by:
Pharand, Lise

Report Generated on:
Dec 8, 2021 1:18:31 PM
PP-CSC-Operational Planning-4300

Ontario Provincial Police
Essex County Detachment

1219 Hicks Rd.
P.O. Box 910
Essex, Ontario
N8M 2Y2

Tel: (519) 723-2493 Fax: (519) 723-2133



Police provincial de l'Ontario
Détachement du Comté d'Essex

1219 rue Hicks
C.P. 910
Essex, Ontario
N8M 2Y2

Tel: (519) 723-2493 Télécopieur: (519) 723-2133

File Reference/

December 07, 2021

Lakeshore PSB information for the month of November:

High School Resource Officer: 0 hours

Suspensions: 4

Charges: 104

Police Record Checks: 39

Vulnerable Sector Record Checks: 119

G. (Glenn) MILLER, Inspector
Detachment Commander
Essex County O.P.P.



Calls For Service (CFS) Billing Summary Report

Town of Lakeshore November - 2021

Billing Categories <i>(Billing categories below do not match traditional crime groupings)</i>		2021				2020			
		November	Year to Date	Time Standard	Year To Date Weighted Hours	November	Year to Date	Time Standard	Year To Date Weighted Hours
Violent Criminal Code	Sexual Assault With a Weapon	0	1	16.0	16.0	0	0		0.0
	Sexual Assault	1	11	16.0	176.0	1	17	16.0	272.0
	Sexual Interference	2	5	16.0	80.0	1	3	16.0	48.0
	Invitation to Sexual Touching	0	1	16.0	16.0	0	0		0.0
	Non-Consensual Distribution of Intimate Images	0	1	16.0	16.0	0	1	16.0	16.0
	Aggravated Assault-Level 3	0	0		0.0	0	2	16.0	32.0
	Assault With Weapon or Causing Bodily Harm-Level 2	1	10	16.0	160.0	0	10	16.0	160.0
	Assault-Level 1	3	41	16.0	656.0	5	49	16.0	784.0
	Discharge Firearm with Intent	0	1	16.0	16.0	0	0		0.0
	Pointing a Firearm	0	0		0.0	1	2	16.0	32.0
	Assault Peace Officer	1	1	16.0	16.0	0	0		0.0
	Assault Peace Officer w/weapon Bodily Harm	0	0		0.0	0	2	16.0	32.0
	Kidnapping	0	0		0.0	0	1	16.0	16.0
	Forcible confinement	0	0		0.0	0	1	16.0	16.0
	Robbery -Master code	0	0		0.0	0	2	16.0	32.0
	Robbery, With Threat of Violence	0	1	16.0	16.0	0	1	16.0	16.0
	Robbery - Other	0	0		0.0	0	1	16.0	16.0
	Extortion	0	4	16.0	64.0	0	0		0.0
	Criminal Harassment	1	13	16.0	208.0	2	19	16.0	304.0
	Criminal Harassment - Offender Unknown	0	3	16.0	48.0	0	0		0.0
	Indecent/Harassing Communications	0	3	16.0	48.0	1	4	16.0	64.0
	Utter Threats -Master code	0	2	16.0	32.0	0	1	16.0	16.0
	Utter Threats to Person	2	28	16.0	448.0	7	41	16.0	656.0
	Total	11	126	16.0	2,016.0	18	157	16.0	2,512.0
Property Crime Violations	Arson - Auto	0	1	6.5	6.5	0	0		0.0
	Break & Enter	1	46	6.5	299.0	4	69	6.5	448.5
	Break & Enter - steal firearm from motor vehicle	0	1	6.5	6.5	0	0		0.0



Calls For Service (CFS) Billing Summary Report

Town of Lakeshore November - 2021

Billing Categories <i>(Billing categories below do not match traditional crime groupings)</i>		2021				2020			
		November	Year to Date	Time Standard	Year To Date Weighted Hours	November	Year to Date	Time Standard	Year To Date Weighted Hours
Property Crime Violations	Theft Over -master code	0	0		0.0	0	1	6.5	6.5
	Theft Over - Farm Equipment	0	0		0.0	0	1	6.5	6.5
	Theft Over - Construction Site	0	1	6.5	6.5	0	0		0.0
	Theft Over - Bicycles	0	1	6.5	6.5	0	0		0.0
	Theft Over - Trailers	0	3	6.5	19.5	0	1	6.5	6.5
	Theft Over - Other Theft	0	6	6.5	39.0	0	4	6.5	26.0
	Theft Over - Boat (Vessel)	0	2	6.5	13.0	0	0		0.0
	Theft of - Mail	0	0		0.0	0	1	6.5	6.5
	Theft FROM Motor Vehicle Over \$5,000	0	2	6.5	13.0	1	4	6.5	26.0
	Theft of Motor Vehicle	1	17	6.5	110.5	1	16	6.5	104.0
	Theft of - Automobile	6	15	6.5	97.5	0	5	6.5	32.5
	Theft of - Trucks	0	3	6.5	19.5	0	5	6.5	32.5
	Theft of - Motorcycles	0	2	6.5	13.0	0	3	6.5	19.5
	Theft of - Mopeds	0	1	6.5	6.5	0	0		0.0
	Theft of - Snow Vehicles	0	1	6.5	6.5	0	0		0.0
	Theft of - All Terrain Vehicles	0	1	6.5	6.5	1	3	6.5	19.5
	Theft of - Farm Vehicles	0	1	6.5	6.5	0	0		0.0
	Theft of - Construction Vehicles	1	1	6.5	6.5	0	1	6.5	6.5
	Theft of - Other Motor Vehicles	0	0		0.0	0	1	6.5	6.5
	Theft Under -master code	1	7	6.5	45.5	3	9	6.5	58.5
	Theft under - Farm Equipment	0	0		0.0	0	1	6.5	6.5
	Theft Under - Construction Site	0	3	6.5	19.5	0	1	6.5	6.5
	Theft under - Bicycles	0	5	6.5	32.5	0	1	6.5	6.5
	Theft under - Building	1	2	6.5	13.0	0	1	6.5	6.5
	Theft under - Persons	0	1	6.5	6.5	0	1	6.5	6.5
	Theft under - Trailers	0	2	6.5	13.0	0	1	6.5	6.5
	Theft under - Other Theft	3	41	6.5	266.5	3	46	6.5	299.0
	Theft under - Boat (Vessel)	0	1	6.5	6.5	0	1	6.5	6.5



Calls For Service (CFS) Billing Summary Report

Town of Lakeshore November - 2021

Billing Categories <i>(Billing categories below do not match traditional crime groupings)</i>		2021				2020			
		November	Year to Date	Time Standard	Year To Date Weighted Hours	November	Year to Date	Time Standard	Year To Date Weighted Hours
Property Crime Violations	Theft under - Boat Motor	0	2	6.5	13.0	0	2	6.5	13.0
	Theft Under - Mining Product	0	0		0.0	0	1	6.5	6.5
	Theft Under - Gasoline Drive-off	2	40	6.5	260.0	5	35	6.5	227.5
	Theft FROM Motor Vehicle Under \$5,000	5	49	6.5	318.5	8	45	6.5	292.5
	Theft Under \$5,000 [SHOPLIFTING]	0	16	6.5	104.0	2	17	6.5	110.5
	Possession of Stolen Goods over \$5,000	1	2	6.5	13.0	0	0		0.0
	Trafficking in Stolen Goods under \$5,000 (incl. possession w	0	0		0.0	0	1	6.5	6.5
	Possession of Stolen Goods under \$5,000	0	3	6.5	19.5	0	10	6.5	65.0
	Fraud -Master code	0	4	6.5	26.0	3	15	6.5	97.5
	Fraud - Steal/Forge/Poss./ Use Credit Card	0	6	6.5	39.0	0	12	6.5	78.0
	Fraud - False Pretence <= \$5,000	0	2	6.5	13.0	0	1	6.5	6.5
	Fraud - Forgery & Uttering	0	1	6.5	6.5	0	1	6.5	6.5
	Fraud - Account closed	0	2	6.5	13.0	0	2	6.5	13.0
	Fraud - Fraud through mails	1	1	6.5	6.5	0	3	6.5	19.5
	Fraud -Money/ property/security > \$5,000	2	10	6.5	65.0	1	10	6.5	65.0
	Fraud -Money/ property/security <= \$5,000	7	30	6.5	195.0	4	33	6.5	214.5
	Fraud - Welfare benefits	0	2	6.5	13.0	0	1	6.5	6.5
	Fraud - Other	2	30	6.5	195.0	3	41	6.5	266.5
	Personation with Intent (fraud)	0	3	6.5	19.5	1	5	6.5	32.5
	Fraud - False Pretence > \$5,000	0	1	6.5	6.5	0	1	6.5	6.5
	Identity Theft	0	1	6.5	6.5	0	0		0.0
	Identity Fraud	0	4	6.5	26.0	1	4	6.5	26.0
	Mischief - master code	6	68	6.5	442.0	5	95	6.5	617.5
	Mischief [Graffiti - Non Gang Related]	0	5	6.5	32.5	0	1	6.5	6.5



Calls For Service (CFS) Billing Summary Report

Town of Lakeshore November - 2021

Billing Categories <i>(Billing categories below do not match traditional crime groupings)</i>		2021				2020			
		November	Year to Date	Time Standard	Year To Date Weighted Hours	November	Year to Date	Time Standard	Year To Date Weighted Hours
Property Crime Violations	Willful act/omission likely to cause mischief	0	1	6.5	6.5	1	1	6.5	6.5
	Interfere with lawful use, enjoyment of property	1	2	6.5	13.0	0	2	6.5	13.0
	Property Damage	2	27	6.5	175.5	2	29	6.5	188.5
	Total	43	479	6.5	3,113.5	49	545	6.5	3,542.5
Other Criminal Code Violations (Excluding traffic)	Offensive Weapons-Possession of Weapons	1	1	7.8	7.8	0	2	7.8	15.6
	Offensive Weapons-Carry concealed	0	0		0.0	0	1	7.8	7.8
	Offensive Weapons-In Vehicle	0	0		0.0	0	1	7.8	7.8
	Offensive Weapons-Prohibited	1	1	7.8	7.8	0	0		0.0
	Offensive Weapons-Other Offensive Weapons	0	1	7.8	7.8	0	1	7.8	7.8
	Bail Violations - Master code	0	0		0.0	0	1	7.8	7.8
	Bail Violations - Fail To Comply	0	18	7.8	140.4	2	16	7.8	124.8
	Bail Violations - Fail To Appear	0	1	7.8	7.8	0	4	7.8	31.2
	Bail Violations - Appearance Notice	0	1	7.8	7.8	0	0		0.0
	Bail Violations - Others	0	1	7.8	7.8	0	1	7.8	7.8
	Bail Violations - Recognizance	0	2	7.8	15.6	0	0		0.0
	Counterfeit Money - Master code	0	1	7.8	7.8	2	3	7.8	23.4
	Counterfeit Money - Others	0	0		0.0	0	1	7.8	7.8
	Disturb the Peace	1	8	7.8	62.4	0	8	7.8	62.4
	Indecent acts -Master code	0	1	7.8	7.8	0	0		0.0
	Indecent acts -Other	0	1	7.8	7.8	0	2	7.8	15.6
	Indecent acts - exposure to person under 14	0	2	7.8	15.6	0	1	7.8	7.8
	Child Pornography - Possess child pornography	0	0		0.0	0	2	7.8	15.6
	Public Morals	0	1	7.8	7.8	0	3	7.8	23.4
	Obstruct Public Peace Officer	0	1	7.8	7.8	0	1	7.8	7.8



Calls For Service (CFS) Billing Summary Report

Town of Lakeshore November - 2021

Billing Categories <i>(Billing categories below do not match traditional crime groupings)</i>		2021				2020			
		November	Year to Date	Time Standard	Year To Date Weighted Hours	November	Year to Date	Time Standard	Year To Date Weighted Hours
Other Criminal Code Violations (Excluding traffic)	Trespass at Night	0	0		0.0	0	3	7.8	23.4
	Breach of Probation	0	3	7.8	23.4	0	3	7.8	23.4
	Utter Threats to Property / Animals	0	1	7.8	7.8	0	0		0.0
	Personate Peace Officer	0	0		0.0	0	2	7.8	15.6
	Other Criminal Code * Sec.215 - Sec.319	0	0		0.0	0	1	7.8	7.8
	Utter Threats to damage property	0	0		0.0	0	1	7.8	7.8
	Libel - Defamatory	0	0		0.0	0	1	7.8	7.8
	Animals - Cruelty	0	0		0.0	0	2	7.8	15.6
	Animals - Others	0	0		0.0	0	1	7.8	7.8
	Other Criminal Code * Sec.462 - Sec.753	0	1	7.8	7.8	0	0		0.0
	Total	3	46	7.8	358.8	4	62	7.8	483.6
Drug Possession	Possession Cocaine	0	1	6.5	6.5	0	0		0.0
	Possession Other Controlled Drugs and Substance Act	0	0		0.0	0	1	6.5	6.5
	Possession - Methamphetamine (Crystal Meth)	0	2	6.5	13.0	0	2	6.5	13.0
	Possession ð Opioid (other than heroin)	0	1	6.5	6.5	0	1	6.5	6.5
	DRUG Operation - Master Code	0	1	6.5	6.5	0	1	6.5	6.5
	Drug related occurrence	1	16	6.5	104.0	2	14	6.5	91.0
	Total	1	21	6.5	136.5	2	19	6.5	123.5
Drugs	Trafficking Cocaine	0	2	45.9	91.8	0	2	45.9	91.8
	Trafficking Other Controlled Drugs and Substance Act	0	2	45.9	91.8	0	0		0.0
	Possession of cannabis for purpose of selling	0	0		0.0	0	1	45.9	45.9
	Total	0	4	45.9	183.6	0	3	45.9	137.7
Statutes & Acts	Landlord/Tenant	8	82	3.4	278.8	9	68	3.4	231.2
	Mental Health Act	4	52	3.4	176.8	7	69	3.4	234.6
	Mental Health Act - No contact with Police	5	23	3.4	78.2	0	22	3.4	74.8
	Mental Health Act - Attempt Suicide	0	8	3.4	27.2	2	5	3.4	17.0
	Mental Health Act - Threat of Suicide	4	45	3.4	153.0	2	35	3.4	119.0



Calls For Service (CFS) Billing Summary Report

Town of Lakeshore November - 2021

Billing Categories <i>(Billing categories below do not match traditional crime groupings)</i>		2021				2020			
		November	Year to Date	Time Standard	Year To Date Weighted Hours	November	Year to Date	Time Standard	Year To Date Weighted Hours
Statutes & Acts	Mental Health Act - Voluntary Transport	0	18	3.4	61.2	0	28	3.4	95.2
	Mental Health Act - Placed on Form	2	10	3.4	34.0	0	18	3.4	61.2
	Mental Health Act - Apprehension	2	15	3.4	51.0	1	3	3.4	10.2
	Custody Dispute	0	2	3.4	6.8	0	0		0.0
	Trespass To Property Act	5	104	3.4	353.6	1	68	3.4	231.2
	Children's Law Reform Act -Custody order	0	0		0.0	0	1	3.4	3.4
	Total	30	359	3.4	1,220.6	22	317	3.4	1,077.8
Operational	Animal -Master code	0	0		0.0	0	1	3.6	3.6
	Animal - Left in Vehicle	0	0		0.0	0	1	3.6	3.6
	Animal Rabid	0	0		0.0	0	2	3.6	7.2
	Animal Bite	0	1	3.6	3.6	0	5	3.6	18.0
	Animal Stray	1	3	3.6	10.8	0	9	3.6	32.4
	Animal Injured	0	8	3.6	28.8	0	12	3.6	43.2
	Animal - Other	0	12	3.6	43.2	0	6	3.6	21.6
	Animal - Dog Owners Liability Act	0	0		0.0	0	2	3.6	7.2
	Alarm -Others	0	1	3.6	3.6	0	0		0.0
	Domestic Disturbance	14	176	3.6	633.6	16	174	3.6	626.4
	Suspicious Person	18	189	3.6	680.4	25	210	3.6	756.0
	Phone -Master code	0	2	3.6	7.2	1	5	3.6	18.0
	Phone -Nuisance - No Charges Laid	4	41	3.6	147.6	0	22	3.6	79.2
	Phone -Obscene - No Charges Laid	1	2	3.6	7.2	0	2	3.6	7.2
	Phone -Threatening - No Charges Laid	1	5	3.6	18.0	0	3	3.6	10.8
	Phone -Other - No Charges Laid	2	16	3.6	57.6	0	9	3.6	32.4
	Text-related Incident (Texting)	2	2	3.6	7.2	0	3	3.6	10.8
	Fire - Building	0	5	3.6	18.0	0	11	3.6	39.6
	Fire - Vehicle	0	3	3.6	10.8	0	3	3.6	10.8
	Fire - Other	0	9	3.6	32.4	0	8	3.6	28.8
	Insecure Condition - Master code	0	9	3.6	32.4	0	7	3.6	25.2
	Insecure Condition - Building	0	0		0.0	0	2	3.6	7.2



Calls For Service (CFS) Billing Summary Report

Town of Lakeshore November - 2021

Billing Categories <i>(Billing categories below do not match traditional crime groupings)</i>		2021				2020			
		November	Year to Date	Time Standard	Year To Date Weighted Hours	November	Year to Date	Time Standard	Year To Date Weighted Hours
Operational	Missing Person - Master code	0	0		0.0	1	1	3.6	3.6
	Missing Person under 12	0	2	3.6	7.2	0	3	3.6	10.8
	Missing Person 12 & older	1	11	3.6	39.6	1	17	3.6	61.2
	Missing Person Located Under 12	0	0		0.0	0	3	3.6	10.8
	Missing Person Located 12 & older	0	4	3.6	14.4	0	16	3.6	57.6
	Noise Complaint - Master code	0	7	3.6	25.2	0	38	3.6	136.8
	Noise Complaint - Vehicle	0	0		0.0	0	6	3.6	21.6
	Noise Complaint - Residence	0	3	3.6	10.8	0	33	3.6	118.8
	Noise Complaint - Business	0	0		0.0	0	1	3.6	3.6
	Noise Complaint - Animal	0	4	3.6	14.4	1	10	3.6	36.0
	Noise Complaint - Others	0	0		0.0	1	2	3.6	7.2
	Accident - non-MVC - Master code	0	2	3.6	7.2	0	2	3.6	7.2
	Accident - non-MVC - Industrial	0	0		0.0	0	2	3.6	7.2
	Accident - non-MVC - Commercial	0	0		0.0	0	2	3.6	7.2
	Accident - non-MVC - Residential	0	0		0.0	0	2	3.6	7.2
	Accident -non MVC - Others	0	0		0.0	0	1	3.6	3.6
	Found Property - Master code	4	59	3.6	212.4	2	32	3.6	115.2
	Found - License Plate	1	5	3.6	18.0	0	3	3.6	10.8
	Found - Vehicle Accessories	0	0		0.0	0	2	3.6	7.2
	Found-Personal Accessories	0	5	3.6	18.0	1	10	3.6	36.0
	Found-Household Property	0	2	3.6	7.2	1	1	3.6	3.6
	Found-Radio,TV,Sound-Reprod. Equip.	0	1	3.6	3.6	0	2	3.6	7.2
	Found-Machinery & Tools	0	0		0.0	0	1	3.6	3.6
	Found-Bicycles	0	3	3.6	10.8	0	1	3.6	3.6
	Found - Gun	0	0		0.0	0	1	3.6	3.6



Calls For Service (CFS) Billing Summary Report

Town of Lakeshore November - 2021

Billing Categories <i>(Billing categories below do not match traditional crime groupings)</i>		2021				2020			
		November	Year to Date	Time Standard	Year To Date Weighted Hours	November	Year to Date	Time Standard	Year To Date Weighted Hours
Operational	Found-Others	0	19	3.6	68.4	2	16	3.6	57.6
	Lost Property -Master code	2	19	3.6	68.4	3	13	3.6	46.8
	Lost License Plate	2	8	3.6	28.8	0	5	3.6	18.0
	Lost - Computer, parts & accessories	0	0		0.0	0	1	3.6	3.6
	Lost - Vehicle Accessories	0	1	3.6	3.6	0	0		0.0
	Lost-Personal Accessories	1	19	3.6	68.4	0	8	3.6	28.8
	Lost-Household Property	0	2	3.6	7.2	0	2	3.6	7.2
	Lost-Jewellery	0	0		0.0	0	1	3.6	3.6
	Lost-Radio,TV,Sound-Reprod. Equip.	0	3	3.6	10.8	0	2	3.6	7.2
	Lost-Machinery & Tools	1	1	3.6	3.6	0	0		0.0
	Lost-Bicycles	0	2	3.6	7.2	0	0		0.0
	Lost-Others	1	14	3.6	50.4	1	10	3.6	36.0
	Sudden Death - Drowning	0	1	3.6	3.6	0	0		0.0
	Sudden Death - Suicide	0	1	3.6	3.6	1	2	3.6	7.2
	Sudden Death - Natural Causes	3	28	3.6	100.8	1	22	3.6	79.2
	Sudden Death - Others	0	2	3.6	7.2	0	2	3.6	7.2
	Sudden Death - Apparent Overdose-Overdose	0	2	3.6	7.2	1	1	3.6	3.6
	Suspicious Vehicle	9	130	3.6	468.0	19	164	3.6	590.4
	Trouble with Youth	11	103	3.6	370.8	5	98	3.6	352.8
	Medical Assistance - Other	0	0		0.0	0	2	3.6	7.2
	Vehicle Recovered - Master code	0	0		0.0	1	2	3.6	7.2
	Vehicle Recovered - Automobile	1	24	3.6	86.4	1	38	3.6	136.8
	Vehicle Recovered - Trucks	2	6	3.6	21.6	0	7	3.6	25.2
	Vehicle Recovered - Motorcycles	0	0		0.0	0	1	3.6	3.6
	Vehicle Recovered - All Terrain Veh	0	2	3.6	7.2	0	1	3.6	3.6
	Vehicle Recovered - Farm Vehicles	0	0		0.0	0	1	3.6	3.6



Calls For Service (CFS) Billing Summary Report

Town of Lakeshore November - 2021

Billing Categories <i>(Billing categories below do not match traditional crime groupings)</i>		2021				2020			
		November	Year to Date	Time Standard	Year To Date Weighted Hours	November	Year to Date	Time Standard	Year To Date Weighted Hours
Operational	Vehicle Recovered - Constr. Vehicle	0	1	3.6	3.6	0	1	3.6	3.6
	Vehicle Recovered - Other	0	4	3.6	14.4	0	0		0.0
	Unwanted Persons	3	54	3.6	194.4	5	48	3.6	172.8
	Neighbour Dispute	12	162	3.6	583.2	14	181	3.6	651.6
	By-Law -Master code	0	6	3.6	21.6	0	13	3.6	46.8
	Noise By-Law	11	207	3.6	745.2	16	137	3.6	493.2
	Dogs By-Law	1	24	3.6	86.4	1	28	3.6	100.8
	Firearms (Discharge) By-Law	0	8	3.6	28.8	0	2	3.6	7.2
	Smoking By-Law	0	2	3.6	7.2	0	0		0.0
	Other Municipal By-Laws	5	41	3.6	147.6	7	46	3.6	165.6
	Fireworks By-Law	1	14	3.6	50.4	3	11	3.6	39.6
	Traffic By-Law	13	90	3.6	324.0	9	65	3.6	234.0
	Taxi By-Law	0	1	3.6	3.6	0	0		0.0
	Overdose/Suspected Overdose	0	1	3.6	3.6	0	1	3.6	3.6
	Overdose/Suspected Overdose - Opioid Related	0	0		0.0	0	2	3.6	7.2
	Assist Fire Department	0	1	3.6	3.6	2	4	3.6	14.4
	Assist Public	13	168	3.6	604.8	3	236	3.6	849.6
	Distressed/Overdue Motorist	1	2	3.6	7.2	0	2	3.6	7.2
	Compassionate Message	0	0		0.0	0	1	3.6	3.6
	Family Dispute	16	163	3.6	586.8	13	166	3.6	597.6
	Suspicious Package	0	0		0.0	0	1	3.6	3.6
	Protest - Demonstration	0	4	3.6	14.4	0	6	3.6	21.6
	Total	158	1,932	3.6	6,955.2	158	2,039	3.6	7,340.4
Operational2	False Alarm-Accidental Trip	0	3	1.3	3.9	1	1	1.3	1.3
	False Alarm-Malfunction	1	5	1.3	6.5	1	6	1.3	7.8
	False Holdup Alarm-Accidental Trip	3	36	1.3	46.8	3	23	1.3	29.9
	False Alarm -Others	28	311	1.3	404.3	21	278	1.3	361.4
	False Alarm - Cancelled	2	2	1.3	2.6	0	5	1.3	6.5
	Keep the Peace	12	112	1.3	145.6	6	84	1.3	109.2
	911 call / 911 hang up	3	148	1.3	192.4	16	109	1.3	141.7



Calls For Service (CFS) Billing Summary Report

Town of Lakeshore November - 2021

Billing Categories (Billing categories below do not match traditional crime groupings)		2021				2020			
		November	Year to Date	Time Standard	Year To Date Weighted Hours	November	Year to Date	Time Standard	Year To Date Weighted Hours
Operational2	911 hang up - Pocket Dial	0	2	1.3	2.6	0	1	1.3	1.3
	911 call - Dropped Cell	4	67	1.3	87.1	10	74	1.3	96.2
	Total	53	686	1.3	891.8	58	581	1.3	755.3
Traffic	MVC (MOTOR VEHICLE COLLISION) -Master code	0	4	3.4	13.6	5	10	3.4	34.0
	MVC - Personal Injury (MOTOR VEHICLE COLLISION)	9	61	3.4	207.4	7	58	3.4	197.2
	MVC - Prop. Dam. Non Reportable	8	85	3.4	289.0	9	87	3.4	295.8
	MVC - Prop. Dam. Reportable (MOTOR VEHICLE COLLISION)	26	252	3.4	856.8	32	241	3.4	819.4
	MVC - Prop. Dam. Failed to Remain (MOTOR VEHICLE COLLISION)	0	25	3.4	85.0	4	29	3.4	98.6
	MVC - Pers. Inj. Failed To Remain (MOTOR VEHICLE COLLISION)	0	0		0.0	0	2	3.4	6.8
	MVC - Fatal (MOTOR VEHICLE COLLISION)	1	2	3.4	6.8	0	3	3.4	10.2
	MVC - Others (MOTOR VEHICLE COLLISION)	1	1	3.4	3.4	0	1	3.4	3.4
	Road Rage	0	0		0.0	0	1	3.4	3.4
	Total	45	430	3.4	1,462.0	57	432	3.4	1,468.8
Total		344	4,083		16,338.0	368	4,155		17,441.6

Note to Detachment Commanders:

- The content of each report is to be shared by the Detachment Commander only with the municipality for which it was generated. The municipality may treat this as a public document and distribute it as they wish.
- All data is sourced from the Niche RMS application. Included are 'reported' occurrences (actuals and unfounded occurrences) for 'billable' occurrences ONLY. Data is refreshed on a weekly basis.
- The Traffic category includes motor vehicle collision (MVC) occurrences entered into Niche (UCR code 8521). MVCs are NOT sourced from the eCRS application for this report.
- Only the primary violation is counted within an occurrence.
- Time standards displayed are for the 2021 billing period.

Note to Municipalities:

- Data contained within this report is dynamic in nature and numbers will change over time as the Ontario Provincial Police continues to investigate and solve crime.



Calls For Service (CFS) Billing Summary Report

Town of Lakeshore November - 2021

- This report is NOT to be used for crime trend analysis as not all occurrences are included.
- Data groupings within this report do not match traditional crime groupings seen in other public reports such as the OPP Police Services Board reports or Statistics Canada reporting.



Windsor & Essex County Crime Stoppers

Police Coordinator Report
November 1st – 30th, 2021

Overview

- The Coronavirus Disease (Covid-19) hit many world Countries including Canada and Windsor and Essex County limiting much of our community involvement to media and social media venues.
- Crime Stoppers continued to receive normal Tip volume despite the Pandemic that swept the area.

Program Education and Community Events

- Public Education at Devonshire Mall for Crime Prevention Week.
- Crime Stoppers Training to OPP Investigating Officers
- CTV Interview taped and aired on November 19th
- AM 800 Interview taped and aired on November 27th

AM800

“Crime of the Week” report with AM800 radio recorded every Monday which airs every Tuesday morning and afternoon.

- November 2- Death Investigation in 3400 blk of Peter- WPS
- November 9- Explosion in 2100 blk of Chrysler Centre Drive- WPS
- November 16- Updated images of October Robbery- WPS
- November 23- Homicide Investigation- WPS
- November 30- Porch Pirates and Holiday Safety Tips

St. Clair College-Media Plex and Radio CJAM FM 99.1

- Recorded weekly through Zoom – Crime of the Week.

Social Media

- Daily/Weekly Facebook, Twitter and Instagram posts

Crime Stoppers Upcoming Calendar

- Fundraiser at India 47 Restaurant and Bar – December 5th, 2021

Should you wish a Crime Stoppers Police Coordinator to attend an upcoming meeting or event in your community, please feel free to contact our office.

Windsor Police Coordinator Lauren Brisco - 519-255-6700 ext 4493
OPP Police Coordinator Sarah Werstein - 519-255-6700 ext. 4496

This statistical report is reflective of November 1st – 30th 2021.

Crime Stoppers tip information was distributed to the following agencies during this period.

Windsor Police Service
Chatham-Kent Crime Stoppers
Crime Stoppers of Newfoundland and Labrador
WPS - Amherstburg Detachment
Ontario Provincial Police
LaSalle Police Service
Ministry of Revenue and Finance
Windsor & Essex County Health Unit- Tobacco Enforcement
Crime Stoppers Toronto
RCMP
CBSA
Ministry of Natural Resource and Forestry
ROPE
Windsor Police Criminal Intelligence Unit – Cannabis Enforcement

Attached documents include:

Police Coordinators Report
Monthly Statistical Report
Tip Summary Report

This Report was Prepared By:

Constable Lauren Brisco – WPS Police Coordinator

TOTAL POPULATION REPRESENTED – 398,718 (2019 CENSUS)

*POPULATION (CITY) – 217,188
POPULATION (COUNTY) – 126,314
POPULATION (LASALLE) – 33,180
POPULATION (AMHERSTBURG) – 22,036*

**SI on Statistical Report is “Since Inception” – 1985



Windsor - Essex County Crime Stoppers - Statistical Report

Filter Date: December 2021 Run Date: 2021/12/01

Statistic	Jan	Feb	Mar	Apr	May	Jun	Jul	Aug	Sep	Oct	Nov	Dec
Tips Received	200	137	144	145	165	150	162	112	123	129	141	2
Tip Follow-ups	162	119	150	160	145	113	131	85	123	84	144	2
Arrests	14	6	10	7	1	2	2	12	5	16	4	0
Cases Cleared	13	4	5	4	1	5	3	3	2	3	3	0
Charges Laid	2	48	41	21	4	13	13	51	43	25	16	0
Fugitives	0	0	0	0	0	0	0	0	0	0	0	0
Administrative Discipline	0	0	0	0	0	0	0	0	0	0	0	0
# of Rewards Approved	6	5	3	6	3	2	4	1	4	1	5	1
Rewards Approved	\$1,950	\$1,450	\$650	\$1,550	\$400	\$500	\$2,025	\$450	\$2,400	\$300	\$875	\$750
# of Rewards Paid	4	3	0	5	2	1	3	1	2	1	4	0
Rewards Paid	\$1,450	\$850	\$0	\$1,050	\$650	\$100	\$1,725	\$300	\$1,500	\$700	\$1,000	\$0
# of Weapons Recovered	1	0	3	1	0	0	1	4	2	1	0	0
# of Vehicles Recovered	0	0	3	0	0	1	0	0	0	0	0	0
Property Recovered	\$0	\$0	\$11,800	\$1,000	\$0	\$18,000	\$40,300	\$2,950	\$600	\$500	\$0	\$0
Cash Recovered	\$11,016	\$0	\$37,550	\$680	\$1,150	\$0	\$28,456	\$1,510	\$5,675	\$0	\$17,390	\$0
Drugs Seized	\$17,800	\$0	\$7,572	\$525	\$34,910	\$0	\$2,490	\$177,000	\$83,000	\$13,570	\$187,940	\$0
Total Recovered	\$28,816	\$0	\$56,922	\$2,205	\$36,060	\$18,000	\$71,246	\$181,460	\$89,275	\$14,070	\$205,330	\$0

Statistic	Q1	Q2	Q3	Q4	YTD	SI
Tips Received	481	460	397	272	1,610	58,471
Tip Follow-ups	431	418	339	230	1,418	18,850
Calls Received	0	0	0	0	0	3,138
Arrests	30	10	19	20	79	7,013
Cases Cleared	22	10	8	6	46	10,360
Charges Laid	91	38	107	41	277	10,007
Fugitives	0	0	0	0	0	625
Administrative Discipline	0	0	0	0	0	3
# of Rewards Approved	14	11	9	7	41	1,821
Rewards Approved	\$4,050	\$2,450	\$4,875	\$1,925	\$13,300	\$1,244,860
# of Rewards Paid	7	8	6	5	26	947
Rewards Paid	\$2,300	\$1,800	\$3,525	\$1,700	\$9,325	\$822,427
# of Weapons Recovered	4	1	7	1	13	537
# of Vehicles Recovered	3	1	0	0	4	31
Property Recovered	\$11,800	\$19,000	\$43,850	\$500	\$75,150	\$13,341,131
Cash Recovered	\$48,566	\$1,830	\$35,641	\$17,390	\$103,427	\$570,968
Drugs Seized	\$25,372	\$35,435	\$262,490	\$201,510	\$524,807	\$53,729,728
Total Recovered	\$85,738	\$56,265	\$341,981	\$219,400	\$703,384	\$67,641,827

Windsor - Essex County Crime Stoppers Tip Summary Report

Created Date: 2021/11/01 to 2021/12/01

Offense Type	Count
Animal Cruelty	0
Arson	2
Assault	2
Breach of Condition	4
Break and Enter	2
By Law	2
Child Abuse	1
COVID-19	2
Cybercrime	2
Disqualified Driving	3
Drugs	47
Elder Abuse	0
Fraud	4
Highway Traffic Act	3
Hit and Run / Fail to Remain	1
Homicide	2
Human Smuggling	0
Human Trafficking	1
Illegal Cigarettes	0
Immigration	2

Impaired Driver	1
Indecent Act	0
Liquor (sales to minors, sales without licence)	0
Mischief	2
Missing Person	2
Motor Vehicle Collision	2
Possession of Stolen Property	2
Prostitution/Morality	1
Repeat Impaired Driver	0
Robbery	4
Sexual Assault	0
Stolen Vehicle	2
Suspended Driver	3
Suspicious Activity	7
Terrorism	2
Test Tip	0
Theft	8
Warrant	5
Weapons	6
<i>Other</i>	15
<i>Unknown</i>	4
Total	146