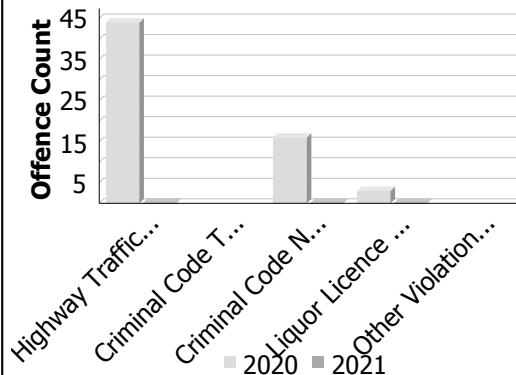


Police Services Board Report for Lakeshore
Integrated Court Offence Network
December - 2021

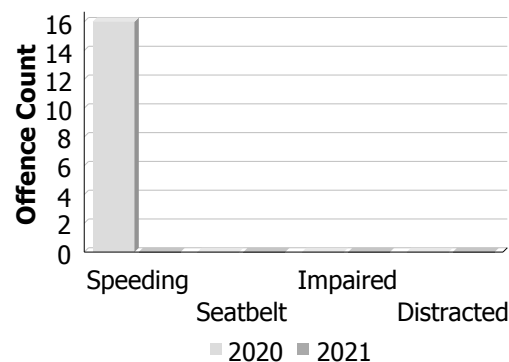
Criminal Code and Provincial Statute Charges Laid

Offence Count	December			Year to Date - December		
	2020	2021	% Change	2020	2021	% Change
Highway Traffic Act	44	0	-100.0%	787	386	-51.0%
Criminal Code Traffic	--	--	--	--	--	--
CCC Non-Traffic	--	--	--	--	--	--
Liquor Licence Act	3	0	-100.0%	25	13	-48.0%
Other Violations	--	--	--	--	--	--



Traffic Related Charges

Offence Count	December			Year to Date - December		
	2020	2021	% Change	2020	2021	% Change
Speeding	16	0	-100.0%	415	207	-50.1%
Seatbelt	0	0	--	19	4	-78.9%
Impaired	0	0	--	0	0	--
Distracted	0	0	--	8	1	-87.5%



Integrated Court Offence Network data is updated on a monthly basis: Data could be as much as a month and a half behind.

Data Utilized

- Ministry of Attorney General, Integrated Court Offence Network
- Integrated Court Offence Network Charge Business Intelligence Cube

Detachment: 6E - ESSEX COUNTY
Location code(s): 6E20 - LAKESHORE
Data source date:
 Dec 15, 2021 10:36:17 AM

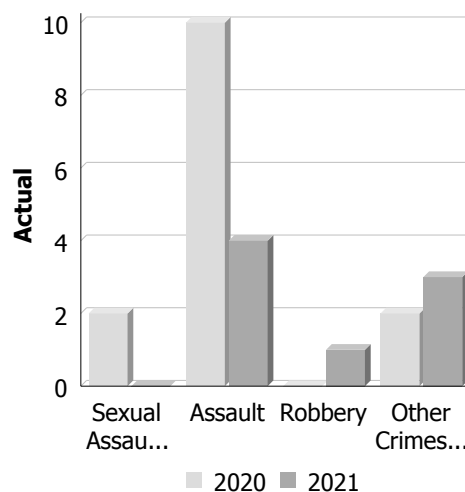
Report Generated by:
 Pharand, Lise

Report Generated on:
 Jan 11, 2022 11:43:29 AM
 PP-CSC-Operational Planning-4300

Police Services Board Report for Lakeshore
Records Management System
December - 2021

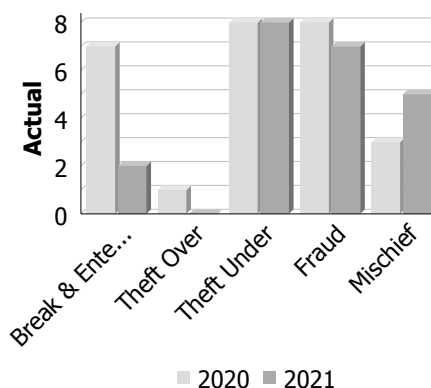
Violent Crime

Actual	December			Year to Date - December		
	2020	2021	% Change	2020	2021	% Change
Murder	0	0	--	0	0	--
Other Offences Causing Death	0	0	--	0	0	--
Attempted Murder	0	0	--	0	0	--
Sexual Assault	2	0	-100.0%	21	18	-14.3%
Assault	10	4	-60.0%	65	55	-15.4%
Abduction	0	0	--	3	0	-100.0%
Robbery	0	1	--	4	2	-50.0%
Other Crimes Against a Person	2	3	50.0%	46	46	0.0%
Total	14	8	-42.9%	139	121	-12.9%



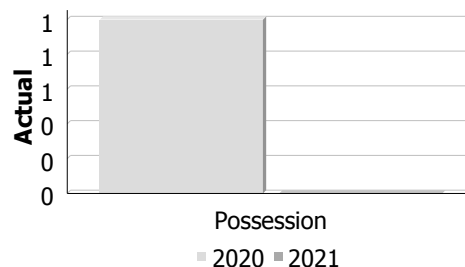
Property Crime

Actual	December			Year to Date - December		
	2020	2021	% Change	2020	2021	% Change
Arson	0	0	--	0	1	--
Break & Enter	7	2	-71.4%	69	45	-34.8%
Theft Over	1	0	-100.0%	45	36	-20.0%
Theft Under	8	8	0.0%	161	153	-5.0%
Have Stolen Goods	0	0	--	10	5	-50.0%
Fraud	8	7	-12.5%	124	93	-25.0%
Mischief	3	5	66.7%	110	80	-27.3%
Total	27	22	-18.5%	519	413	-20.4%



Drug Crime

Actual	December			Year to Date - December		
	2020	2021	% Change	2020	2021	% Change
Possession	1	0	-100.0%	4	2	-50.0%
Trafficking	0	0	--	2	4	100.0%
Importation and Production	0	0	--	0	0	--
Total	1	0	-100.0%	6	6	0.0%



Detachment: 6E - ESSEX COUNTY
Location code(s): 6E20 - LAKESHORE

Data source date:
2022/01/08

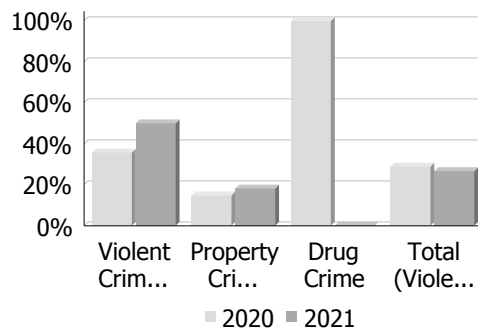
Report Generated by:
Pharand, Lise

Report Generated on:
Jan 11, 2022 11:40:12 AM
PP-CSC-Operational Planning-4300

Police Services Board Report for Lakeshore
Records Management System
December - 2021

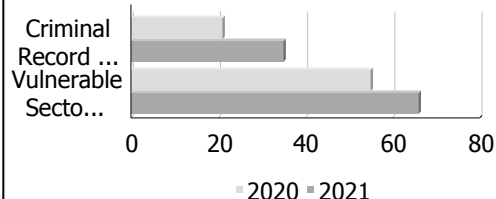
Clearance Rate

Clearance Rate	December			Year to Date - December		
	2020	2021	Difference	2020	2021	Difference
Violent Crime	35.7%	50.0%	14.3%	59.0%	60.3%	1.3%
Property Crime	14.8%	18.2%	3.4%	15.4%	11.6%	-3.8%
Drug Crime	100.0%	--	--	66.7%	66.7%	0.0%
Total (Violent, Property & Drug)	28.9%	26.7%	-2.2%	28.6%	26.8%	-1.7%



Criminal Record and Vulnerable Sector Screening Checks

Actual	December			Year to Date - December		
	2020	2021	% Change	2020	2021	% Change
Criminal Record Checks	21	35	66.7%	461	361	-21.7%
Vulnerable Sector Screening Checks	55	66	20.0%	918	1,359	48.0%



Data contained within this report is dynamic in nature and numbers will change over time as the Ontario Provincial Police continue to investigate and solve crime.

Data Utilized

- Major Crimes
- Niche RMS All Offence Level Business Intelligence Cube

Detachment: 6E - ESSEX COUNTY

Location code(s): 6E20 - LAKESHORE

Data source date:

2022/01/08

Report Generated by:

Pharand, Lise

Report Generated on:

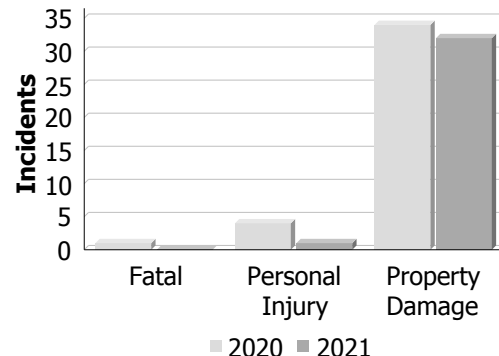
Jan 11, 2022 11:40:12 AM

PP-CSC-Operational Planning-4300

Police Services Board Report for Lakeshore
Collision Reporting System
December - 2021

Motor Vehicle Collisions by Type

Incidents	December			Year to Date - December		
	2020	2021	% Change	2020	2021	% Change
Fatal	1	0	-100.0%	5	1	-80.0%
Personal Injury	4	1	-75.0%	57	51	-10.5%
Property Damage	34	32	-5.9%	284	300	5.6%
Total	39	33	-15.4%	346	352	1.7%



Fatalities in Detachment Area

Incidents		December			Year to Date - December		
		2020	2021	% Change	2020	2021	% Change
Motor Vehicle Collision	Fatal Incidents	1	0	-100.0%	5	1	-80.0%
	Alcohol Related	0	0	--	2	1	-50.0%
Off-Road Vehicle	Fatal Incidents	0	0	--	0	0	--
	Alcohol Related	0	0	--	0	0	--
Motorized Snow Vehicle	Fatal Incidents	0	0	--	0	0	--
	Alcohol Related	0	0	--	0	0	--

Persons Killed	December			Year to Date - December		
	2020	2021	% Change	2020	2021	% Change
Motor Vehicle Collision	1	0	-100.0%	5	1	-80.0%
Off-Road Vehicle	0	0	--	0	0	--
Motorized Snow Vehicle	0	0	--	0	0	--

Data Utilized

- SQL online application reporting system – OPP CRS 2.3.09
- Collision Reporting System Business Intelligence Cube

Detachment: 6E - ESSEX

Location code(s): 6E20-LAKESHORE

Data source date:

2022/01/10

Report Generated by:

Pharand, Lise

Report Generated on:

Jan 11, 2022 11:35:46 AM

PP-CSC-Operational Planning-4300

**Police Services Board Report for Lakeshore
2021/Dec**

Public Complaints	
Policy	0
Service	0
Conduct	0

Date information collected from Professional Standards Bureau Commander Reports: 2022-01-11

Data Source

Ontario Provincial Police, Professional Standards Bureau Commander Reports

- Includes all public policy, service and conduct complaints submitted to the Office of the Independent Police Review Director (OIPRD)

Secondary Employment

Daily Activity Reporting Patrol Hours	
Total Hours	2021/Dec
Number of Cruiser Patrol Hours	693.00
Number of Motorcycle Patrol Hours	0.00
Number of Marine Patrol Hours	0.00
Number of ATV Patrol Hours	0.00
Number of Snowmobile Patrol Hours	0.00
Number of Bicycle Patrol Hours	0.00
Number of Foot Patrol Hours	49.75
Number of School Patrol Hours	3.00

Data source (Daily Activity Reporting System) date: 2022/01/07

Detachment: 6E - ESSEX COUNTY

Location code(s): 6E20 - LAKESHORE

Report Generated by:
Pharand, Lise

Report Generated on:
Jan 11, 2022 11:30:56 AM
PP-CSC-Operational Planning-4300

Ontario Provincial Police
Essex County Detachment

1219 Hicks Rd.
P.O. Box 910
Essex, Ontario
N8M 2Y2

Tel: (519) 723-2493 Fax: (519) 723-2133



Police provincial de l'Ontario
Détachement du Comté d'Essex

1219 rue Hicks
C.P. 910
Essex, Ontario
N8M 2Y2

Tel: (519) 723-2493 Télécopieur: (519) 723-2133

File Reference/

January 11, 2022

Lakeshore PSB information for the month of December:

High School Resource Officer: 0 hours

Suspensions: 4

Charges: 90

Police Record Checks: 35

Vulnerable Sector Record Checks: 66

G. (Glenn) MILLER, Inspector
Detachment Commander
Essex County O.P.P.



Calls For Service (CFS) Billing Summary Report

Town of Lakeshore December - 2021

Billing Categories <i>(Billing categories below do not match traditional crime groupings)</i>		2021				2020			
		December	Year to Date	Time Standard	Year To Date Weighted Hours	December	Year to Date	Time Standard	Year To Date Weighted Hours
Violent Criminal Code	Sexual Assault With a Weapon	0	1	16.0	16.0	0	0		0.0
	Sexual Assault	0	11	16.0	176.0	1	18	16.0	288.0
	Sexual Interference	0	5	16.0	80.0	0	3	16.0	48.0
	Invitation to Sexual Touching	0	1	16.0	16.0	0	0		0.0
	Non-Consensual Distribution of Intimate Images	1	3	16.0	48.0	0	1	16.0	16.0
	Aggravated Assault-Level 3	0	0		0.0	1	3	16.0	48.0
	Assault With Weapon or Causing Bodily Harm-Level 2	2	12	16.0	192.0	0	10	16.0	160.0
	Assault-Level 1	2	43	16.0	688.0	8	57	16.0	912.0
	Discharge Firearm with Intent	0	1	16.0	16.0	0	0		0.0
	Pointing a Firearm	0	0		0.0	0	2	16.0	32.0
	Assault Peace Officer	0	1	16.0	16.0	0	0		0.0
	Assault Peace Officer w/weapon Bodily Harm	0	0		0.0	0	2	16.0	32.0
	Other Assaults / Admin Noxious thing	0	0		0.0	1	1	16.0	16.0
	Kidnapping	0	0		0.0	0	1	16.0	16.0
	Forcible confinement	0	0		0.0	0	2	16.0	32.0
	Robbery -Master code	0	0		0.0	0	2	16.0	32.0
	Robbery, With Threat of Violence	1	2	16.0	32.0	0	1	16.0	16.0
	Robbery - Other	0	0		0.0	0	1	16.0	16.0
	Extortion	0	4	16.0	64.0	0	0		0.0
	Criminal Harassment	0	13	16.0	208.0	0	19	16.0	304.0
	Criminal Harassment - Offender Unknown	0	3	16.0	48.0	0	0		0.0
	Indecent/Harassing Communications	0	3	16.0	48.0	0	4	16.0	64.0
	Utter Threats -Master code	0	2	16.0	32.0	0	1	16.0	16.0
	Utter Threats to Person	3	33	16.0	528.0	2	43	16.0	688.0
	Total	9	138	16.0	2,208.0	13	171	16.0	2,736.0
Property Crime Violations	Arson - Auto	0	1	6.5	6.5	0	0		0.0
	Break & Enter	3	48	6.5	312.0	9	78	6.5	507.0



Calls For Service (CFS) Billing Summary Report

Town of Lakeshore December - 2021

Billing Categories <i>(Billing categories below do not match traditional crime groupings)</i>		2021				2020			
		December	Year to Date	Time Standard	Year To Date Weighted Hours	December	Year to Date	Time Standard	Year To Date Weighted Hours
Property Crime Violations	Break & Enter - steal firearm from motor vehicle	0	1	6.5	6.5	0	0		0.0
	Theft Over -master code	1	1	6.5	6.5	0	1	6.5	6.5
	Theft Over - Farm Equipment	0	0		0.0	0	1	6.5	6.5
	Theft Over - Construction Site	0	1	6.5	6.5	0	0		0.0
	Theft Over - Bicycles	0	1	6.5	6.5	0	0		0.0
	Theft Over - Trailers	0	3	6.5	19.5	0	1	6.5	6.5
	Theft Over - Other Theft	0	6	6.5	39.0	0	4	6.5	26.0
	Theft Over - Boat (Vessel)	0	2	6.5	13.0	0	0		0.0
	Theft of - Mail	0	0		0.0	0	1	6.5	6.5
	Theft FROM Motor Vehicle Over \$5,000	0	2	6.5	13.0	0	4	6.5	26.0
	Theft of Motor Vehicle	0	16	6.5	104.0	0	16	6.5	104.0
	Theft of - Automobile	0	15	6.5	97.5	0	5	6.5	32.5
	Theft of - Trucks	0	3	6.5	19.5	0	5	6.5	32.5
	Theft of - Motorcycles	0	2	6.5	13.0	0	3	6.5	19.5
	Theft of - Mopeds	0	1	6.5	6.5	0	0		0.0
	Theft of - Snow Vehicles	0	1	6.5	6.5	1	1	6.5	6.5
	Theft of - All Terrain Vehicles	0	1	6.5	6.5	0	3	6.5	19.5
	Theft of - Farm Vehicles	0	1	6.5	6.5	0	0		0.0
	Theft of - Construction Vehicles	0	1	6.5	6.5	0	1	6.5	6.5
	Theft of - Other Motor Vehicles	0	0		0.0	0	1	6.5	6.5
	Theft Under -master code	0	8	6.5	52.0	0	9	6.5	58.5
	Theft under - Farm Equipment	0	0		0.0	0	1	6.5	6.5
	Theft Under - Construction Site	0	3	6.5	19.5	2	3	6.5	19.5
	Theft under - Bicycles	0	5	6.5	32.5	0	1	6.5	6.5
	Theft under - Building	0	2	6.5	13.0	0	1	6.5	6.5
	Theft under - Persons	0	1	6.5	6.5	0	1	6.5	6.5
	Theft under - Trailers	0	2	6.5	13.0	0	1	6.5	6.5
	Theft under - Other Theft	3	43	6.5	279.5	2	48	6.5	312.0



Calls For Service (CFS) Billing Summary Report

Town of Lakeshore December - 2021

Billing Categories (Billing categories below do not match traditional crime groupings)		2021				2020			
		December	Year to Date	Time Standard	Year To Date Weighted Hours	December	Year to Date	Time Standard	Year To Date Weighted Hours
Property Crime Violations	Theft under - Boat (Vessel)	0	1	6.5	6.5	0	1	6.5	6.5
	Theft under - Boat Motor	0	2	6.5	13.0	0	2	6.5	13.0
	Theft Under - Mining Product	0	0		0.0	0	1	6.5	6.5
	Theft Under - Gasoline Drive-off	4	44	6.5	286.0	1	36	6.5	234.0
	Theft FROM Motor Vehicle Under \$5,000	2	51	6.5	331.5	4	49	6.5	318.5
	Theft Under \$5,000 [SHOPLIFTING]	2	19	6.5	123.5	1	18	6.5	117.0
	Possession of Stolen Goods over \$5,000	0	2	6.5	13.0	0	0		0.0
	Trafficking in Stolen Goods under \$5,000 (incl. possession w	0	0		0.0	0	1	6.5	6.5
	Possession of Stolen Goods under \$5,000	0	3	6.5	19.5	0	10	6.5	65.0
	Fraud -Master code	0	4	6.5	26.0	2	17	6.5	110.5
	Fraud - Steal/Forge/Poss./ Use Credit Card	1	7	6.5	45.5	0	12	6.5	78.0
	Fraud - False Pretence <= \$5,000	0	2	6.5	13.0	0	1	6.5	6.5
	Fraud - Forgery & Uttering	0	1	6.5	6.5	0	1	6.5	6.5
	Fraud - Account closed	0	2	6.5	13.0	0	2	6.5	13.0
	Fraud - Fraud through mails	0	1	6.5	6.5	0	3	6.5	19.5
	Fraud -Money/ property/security > \$5,000	0	10	6.5	65.0	2	12	6.5	78.0
	Fraud -Money/ property/security <= \$5,000	3	35	6.5	227.5	1	34	6.5	221.0
	Fraud - Welfare benefits	0	2	6.5	13.0	0	1	6.5	6.5
	Fraud - Other	2	32	6.5	208.0	0	41	6.5	266.5
	Personation with Intent (fraud)	1	4	6.5	26.0	1	6	6.5	39.0
	Fraud - False Pretence > \$5,000	0	1	6.5	6.5	1	2	6.5	13.0
	Identity Theft	0	1	6.5	6.5	1	1	6.5	6.5
	Identity Fraud	0	4	6.5	26.0	0	4	6.5	26.0
	Mischief - master code	3	72	6.5	468.0	3	98	6.5	637.0



Calls For Service (CFS) Billing Summary Report

Town of Lakeshore December - 2021

Billing Categories (Billing categories below do not match traditional crime groupings)		2021				2020			
		December	Year to Date	Time Standard	Year To Date Weighted Hours	December	Year to Date	Time Standard	Year To Date Weighted Hours
Property Crime Violations	Mischief [Graffiti - Non Gang Related]	0	5	6.5	32.5	0	1	6.5	6.5
	Willful act/omission likely to cause mischief	0	1	6.5	6.5	0	1	6.5	6.5
	Interfere with lawful use, enjoyment of property	2	4	6.5	26.0	0	2	6.5	13.0
	Property Damage	5	32	6.5	208.0	1	30	6.5	195.0
	Total	32	513	6.5	3,334.5	32	577	6.5	3,750.5
Other Criminal Code Violations (Excluding traffic)	Offensive Weapons-Possession of Weapons	0	1	7.8	7.8	0	2	7.8	15.6
	Offensive Weapons-Carry concealed	0	0		0.0	0	1	7.8	7.8
	Offensive Weapons-In Vehicle	0	0		0.0	0	1	7.8	7.8
	Offensive Weapons-Prohibited	0	1	7.8	7.8	0	0		0.0
	Offensive Weapons-Other Offensive Weapons	0	1	7.8	7.8	0	1	7.8	7.8
	Bail Violations - Master code	0	0		0.0	0	1	7.8	7.8
	Bail Violations - Fail To Comply	2	19	7.8	148.2	2	18	7.8	140.4
	Bail Violations - Fail To Appear	0	1	7.8	7.8	0	4	7.8	31.2
	Bail Violations - Appearance Notice	0	1	7.8	7.8	0	0		0.0
	Bail Violations - Others	0	1	7.8	7.8	0	1	7.8	7.8
	Bail Violations - Recognizance	0	2	7.8	15.6	0	0		0.0
	Counterfeit Money - Master code	0	1	7.8	7.8	0	3	7.8	23.4
	Counterfeit Money - Others	0	0		0.0	1	2	7.8	15.6
	Disturb the Peace	0	8	7.8	62.4	1	9	7.8	70.2
	Indecent acts -Master code	0	1	7.8	7.8	0	0		0.0
	Indecent acts -Other	0	1	7.8	7.8	0	2	7.8	15.6
	Indecent acts - exposure to person under 14	0	2	7.8	15.6	0	1	7.8	7.8
	Child Pornography - Possess child pornography	0	0		0.0	0	2	7.8	15.6
	Public Morals	0	1	7.8	7.8	0	3	7.8	23.4



Calls For Service (CFS) Billing Summary Report

Town of Lakeshore December - 2021

Billing Categories <i>(Billing categories below do not match traditional crime groupings)</i>		2021				2020			
		December	Year to Date	Time Standard	Year To Date Weighted Hours	December	Year to Date	Time Standard	Year To Date Weighted Hours
Other Criminal Code Violations (Excluding traffic)	Obstruct Public Peace Officer	0	1	7.8	7.8	0	1	7.8	7.8
	Trespass at Night	0	0		0.0	0	3	7.8	23.4
	Breach of Probation	0	3	7.8	23.4	0	3	7.8	23.4
	Utter Threats to Property / Animals	0	1	7.8	7.8	0	0		0.0
	Personate Peace Officer	0	0		0.0	0	2	7.8	15.6
	Other Criminal Code * Sec.215 - Sec.319	0	0		0.0	0	1	7.8	7.8
	Utter Threats to damage property	0	0		0.0	1	2	7.8	15.6
	Libel - Defamatory	0	0		0.0	0	1	7.8	7.8
	Animals - Cruelty	0	0		0.0	0	2	7.8	15.6
	Animals - Unnecessary suffering	0	0		0.0	1	1	7.8	7.8
	Animals - Others	0	0		0.0	0	1	7.8	7.8
	Other Criminal Code * Sec.462 - Sec.753	0	1	7.8	7.8	0	0		0.0
	Total	2	47	7.8	366.6	6	68	7.8	530.4
Drug Possession	Possession Cocaine	0	0		0.0	1	1	6.5	6.5
	Possession Other Controlled Drugs and Substance Act	0	0		0.0	0	1	6.5	6.5
	Possession - Methamphetamine (Crystal Meth)	0	2	6.5	13.0	0	2	6.5	13.0
	Possession ð Opioid (other than heroin)	0	1	6.5	6.5	0	1	6.5	6.5
	DRUG Operation - Master Code	0	1	6.5	6.5	0	1	6.5	6.5
	Drug related occurrence	0	16	6.5	104.0	0	14	6.5	91.0
	Total	0	20	6.5	130.0	1	20	6.5	130.0
Drugs	Trafficking Cocaine	0	2	45.9	91.8	0	2	45.9	91.8
	Trafficking Other Controlled Drugs and Substance Act	0	2	45.9	91.8	0	0		0.0
	Possession of cannabis for purpose of selling	0	0		0.0	0	1	45.9	45.9
	Cultivate, propagate or harvest cannabis by adult	0	2	45.9	91.8	0	0		0.0
	Total	0	6	45.9	275.4	0	3	45.9	137.7
Statutes & Acts	Landlord/Tenant	6	88	3.4	299.2	6	74	3.4	251.6



Calls For Service (CFS) Billing Summary Report

Town of Lakeshore December - 2021

Billing Categories (Billing categories below do not match traditional crime groupings)		2021				2020			
		December	Year to Date	Time Standard	Year To Date Weighted Hours	December	Year to Date	Time Standard	Year To Date Weighted Hours
Statutes & Acts	Mental Health Act	6	58	3.4	197.2	6	75	3.4	255.0
	Mental Health Act - No contact with Police	1	24	3.4	81.6	2	24	3.4	81.6
	Mental Health Act - Attempt Suicide	1	9	3.4	30.6	0	5	3.4	17.0
	Mental Health Act - Threat of Suicide	4	49	3.4	166.6	1	36	3.4	122.4
	Mental Health Act - Voluntary Transport	0	18	3.4	61.2	1	29	3.4	98.6
	Mental Health Act - Placed on Form	0	10	3.4	34.0	0	18	3.4	61.2
	Mental Health Act - Apprehension	0	15	3.4	51.0	1	4	3.4	13.6
	Custody Dispute	1	3	3.4	10.2	0	0		0.0
	Trespass To Property Act	3	107	3.4	363.8	11	79	3.4	268.6
	Children's Law Reform Act -Custody order	0	0		0.0	0	1	3.4	3.4
	Total	22	381	3.4	1,295.4	28	345	3.4	1,173.0
Operational	Animal -Master code	0	0		0.0	1	2	3.6	7.2
	Animal - Left in Vehicle	0	0		0.0	0	1	3.6	3.6
	Animal Rabid	0	0		0.0	0	2	3.6	7.2
	Animal Bite	1	2	3.6	7.2	0	5	3.6	18.0
	Animal Stray	0	3	3.6	10.8	0	9	3.6	32.4
	Animal Injured	2	10	3.6	36.0	0	12	3.6	43.2
	Animal - Other	0	12	3.6	43.2	0	6	3.6	21.6
	Animal - Dog Owners Liability Act	0	0		0.0	0	2	3.6	7.2
	Alarm -Others	0	1	3.6	3.6	0	0		0.0
	Domestic Disturbance	11	186	3.6	669.6	13	187	3.6	673.2
	Suspicious Person	21	212	3.6	763.2	11	221	3.6	795.6
	Phone -Master code	0	2	3.6	7.2	0	5	3.6	18.0
	Phone -Nuisance - No Charges Laid	2	44	3.6	158.4	2	24	3.6	86.4
	Phone -Obscene - No Charges Laid	0	2	3.6	7.2	0	2	3.6	7.2
	Phone -Threatening - No Charges Laid	1	6	3.6	21.6	0	3	3.6	10.8
	Phone -Other - No Charges Laid	2	19	3.6	68.4	1	10	3.6	36.0
	Text- related Incident (Texting)	1	3	3.6	10.8	0	3	3.6	10.8
	Fire - Building	0	5	3.6	18.0	0	11	3.6	39.6



Calls For Service (CFS) Billing Summary Report

Town of Lakeshore December - 2021

Billing Categories <i>(Billing categories below do not match traditional crime groupings)</i>		2021				2020			
		December	Year to Date	Time Standard	Year To Date Weighted Hours	December	Year to Date	Time Standard	Year To Date Weighted Hours
Operational	Fire - Vehicle	0	3	3.6	10.8	0	3	3.6	10.8
	Fire - Other	0	9	3.6	32.4	0	8	3.6	28.8
	Insecure Condition - Master code	1	10	3.6	36.0	0	7	3.6	25.2
	Insecure Condition - Building	1	1	3.6	3.6	0	2	3.6	7.2
	Missing Person - Master code	0	0		0.0	0	1	3.6	3.6
	Missing Person under 12	1	3	3.6	10.8	0	3	3.6	10.8
	Missing Person 12 & older	0	11	3.6	39.6	2	19	3.6	68.4
	Missing Person Located Under 12	0	0		0.0	0	3	3.6	10.8
	Missing Person Located 12 & older	0	4	3.6	14.4	1	16	3.6	57.6
	Noise Complaint - Master code	0	7	3.6	25.2	1	39	3.6	140.4
	Noise Complaint - Vehicle	0	0		0.0	0	6	3.6	21.6
	Noise Complaint - Residence	0	4	3.6	14.4	1	34	3.6	122.4
	Noise Complaint - Business	0	0		0.0	0	1	3.6	3.6
	Noise Complaint - Animal	0	4	3.6	14.4	0	10	3.6	36.0
	Noise Complaint - Others	0	0		0.0	0	2	3.6	7.2
	Accident - non-MVC - Master code	0	2	3.6	7.2	0	2	3.6	7.2
	Accident - non-MVC - Industrial	0	0		0.0	0	2	3.6	7.2
	Accident - non-MVC - Commercial	0	0		0.0	0	2	3.6	7.2
	Accident - non-MVC - Residential	0	0		0.0	0	2	3.6	7.2
	Accident -non MVC - Others	0	0		0.0	0	1	3.6	3.6
	Found Property - Master code	4	60	3.6	216.0	2	34	3.6	122.4
	Found - License Plate	0	5	3.6	18.0	0	3	3.6	10.8
	Found - Computer, parts & accessories	0	0		0.0	1	1	3.6	3.6
	Found - Vehicle Accessories	0	1	3.6	3.6	0	2	3.6	7.2
	Found-Personal Accessories	0	5	3.6	18.0	0	10	3.6	36.0



Calls For Service (CFS) Billing Summary Report

Town of Lakeshore December - 2021

Billing Categories <i>(Billing categories below do not match traditional crime groupings)</i>		2021				2020			
		December	Year to Date	Time Standard	Year To Date Weighted Hours	December	Year to Date	Time Standard	Year To Date Weighted Hours
Operational	Found-Household Property	0	2	3.6	7.2	0	1	3.6	3.6
	Found-Radio,TV,Sound-Reprod. Equip.	0	2	3.6	7.2	0	2	3.6	7.2
	Found-Machinery & Tools	0	0		0.0	0	1	3.6	3.6
	Found-Bicycles	0	3	3.6	10.8	0	1	3.6	3.6
	Found - Gun	0	0		0.0	0	1	3.6	3.6
	Found-Others	0	20	3.6	72.0	0	16	3.6	57.6
	Lost Property -Master code	4	23	3.6	82.8	0	13	3.6	46.8
	Lost License Plate	0	8	3.6	28.8	0	5	3.6	18.0
	Lost - Computer, parts & accessories	0	0		0.0	0	1	3.6	3.6
	Lost - Vehicle Accessories	0	1	3.6	3.6	0	0		0.0
	Lost-Personal Accessories	0	19	3.6	68.4	0	8	3.6	28.8
	Lost-Household Property	0	2	3.6	7.2	0	2	3.6	7.2
	Lost-Jewellery	0	0		0.0	0	1	3.6	3.6
	Lost-Radio,TV,Sound-Reprod. Equip.	0	3	3.6	10.8	0	2	3.6	7.2
	Lost-Machinery & Tools	0	1	3.6	3.6	0	0		0.0
	Lost-Bicycles	0	2	3.6	7.2	0	0		0.0
	Lost-Others	2	16	3.6	57.6	2	12	3.6	43.2
	Sudden Death - Drowning	0	1	3.6	3.6	0	0		0.0
	Sudden Death - Suicide	1	2	3.6	7.2	1	3	3.6	10.8
	Sudden Death - Natural Causes	2	30	3.6	108.0	1	23	3.6	82.8
	Sudden Death - Others	1	3	3.6	10.8	0	2	3.6	7.2
	Sudden Death - Apparent Overdose-Overdose	0	2	3.6	7.2	0	1	3.6	3.6
	Suspicious Vehicle	16	146	3.6	525.6	18	182	3.6	655.2
	Trouble with Youth	3	106	3.6	381.6	8	106	3.6	381.6
	Medical Assistance - Other	0	0		0.0	0	2	3.6	7.2
	Vehicle Recovered - Master code	0	0		0.0	0	2	3.6	7.2



Calls For Service (CFS) Billing Summary Report

Town of Lakeshore December - 2021

Billing Categories (Billing categories below do not match traditional crime groupings)		2021				2020			
		December	Year to Date	Time Standard	Year To Date Weighted Hours	December	Year to Date	Time Standard	Year To Date Weighted Hours
Operational	Vehicle Recovered - Automobile	0	24	3.6	86.4	0	38	3.6	136.8
	Vehicle Recovered - Trucks	0	6	3.6	21.6	0	7	3.6	25.2
	Vehicle Recovered - Motorcycles	0	0		0.0	0	1	3.6	3.6
	Vehicle Recovered - All Terrain Veh	0	2	3.6	7.2	0	1	3.6	3.6
	Vehicle Recovered - Farm Vehicles	0	0		0.0	0	1	3.6	3.6
	Vehicle Recovered - Constr. Vehicle	0	1	3.6	3.6	0	1	3.6	3.6
	Vehicle Recovered - Other	0	4	3.6	14.4	1	1	3.6	3.6
	Unwanted Persons	5	59	3.6	212.4	2	50	3.6	180.0
	Neighbour Dispute	7	169	3.6	608.4	8	189	3.6	680.4
	By-Law -Master code	2	8	3.6	28.8	1	14	3.6	50.4
	Noise By-Law	14	220	3.6	792.0	12	149	3.6	536.4
	Dogs By-Law	4	28	3.6	100.8	1	29	3.6	104.4
	Firearms (Discharge) By-Law	0	8	3.6	28.8	2	4	3.6	14.4
	Smoking By-Law	0	2	3.6	7.2	0	0		0.0
	Other Municipal By-Laws	2	43	3.6	154.8	3	49	3.6	176.4
	Fireworks By-Law	0	14	3.6	50.4	0	11	3.6	39.6
	Traffic By-Law	4	94	3.6	338.4	4	69	3.6	248.4
	Taxi By-Law	0	1	3.6	3.6	0	0		0.0
	Overdose/Suspected Overdose	0	1	3.6	3.6	1	2	3.6	7.2
	Overdose/Suspected Overdose - Opioid Related	0	0		0.0	0	2	3.6	7.2
	Assist Fire Department	0	1	3.6	3.6	0	4	3.6	14.4
	Assist Public	3	172	3.6	619.2	15	251	3.6	903.6
	Distressed/Overdue Motorist	0	2	3.6	7.2	0	2	3.6	7.2
	Compassionate Message	0	0		0.0	0	1	3.6	3.6
	Family Dispute	13	176	3.6	633.6	12	178	3.6	640.8
	Suspicious Package	0	0		0.0	0	1	3.6	3.6
	Protest - Demonstration	0	4	3.6	14.4	0	6	3.6	21.6
	Total	131	2,067	3.6	7,441.2	128	2,166	3.6	7,797.6
Operational2	False Alarm-Accidental Trip	0	3	1.3	3.9	0	1	1.3	1.3



Calls For Service (CFS) Billing Summary Report

Town of Lakeshore December - 2021

Billing Categories (Billing categories below do not match traditional crime groupings)		2021				2020			
		December	Year to Date	Time Standard	Year To Date Weighted Hours	December	Year to Date	Time Standard	Year To Date Weighted Hours
Operational2	False Alarm-Malfunction	4	10	1.3	13.0	1	7	1.3	9.1
	False Holdup Alarm-Accidental Trip	2	38	1.3	49.4	3	26	1.3	33.8
	False Alarm -Others	31	341	1.3	443.3	21	299	1.3	388.7
	False Alarm - Cancelled	0	2	1.3	2.6	1	6	1.3	7.8
	Keep the Peace	7	119	1.3	154.7	2	86	1.3	111.8
	911 call / 911 hang up	6	154	1.3	200.2	23	132	1.3	171.6
	911 hang up - Pocket Dial	0	2	1.3	2.6	0	1	1.3	1.3
	911 call - Dropped Cell	2	69	1.3	89.7	6	80	1.3	104.0
	Total	52	738	1.3	959.4	57	638	1.3	829.4
Traffic	MVC (MOTOR VEHICLE COLLISION) -Master code	0	3	3.4	10.2	0	10	3.4	34.0
	MVC - Personal Injury (MOTOR VEHICLE COLLISION)	2	61	3.4	207.4	4	62	3.4	210.8
	MVC - Prop. Dam. Non Reportable	12	97	3.4	329.8	11	98	3.4	333.2
	MVC - Prop. Dam. Reportable (MOTOR VEHICLE COLLISION)	33	286	3.4	972.4	35	276	3.4	938.4
	MVC - Prop. Dam. Failed to Remain (MOTOR VEHICLE COLLISION)	3	28	3.4	95.2	1	30	3.4	102.0
	MVC - Pers. Inj. Failed To Remain (MOTOR VEHICLE COLLISION)	0	0		0.0	0	2	3.4	6.8
	MVC - Fatal (MOTOR VEHICLE COLLISION)	0	2	3.4	6.8	0	3	3.4	10.2
	MVC - Others (MOTOR VEHICLE COLLISION)	0	1	3.4	3.4	0	1	3.4	3.4
	Road Rage	0	0		0.0	0	1	3.4	3.4
	Total	50	478	3.4	1,625.2	51	483	3.4	1,642.2
Total		298	4,388		17,635.7	316	4,471		18,726.8

Note to Detachment Commanders:

- The content of each report is to be shared by the Detachment Commander only with the municipality for which it was generated. The municipality may treat this as a public document and distribute it as they wish.
- All data is sourced from the Niche RMS application. Included are 'reported' occurrences (actuals and unfounded occurrences) for 'billable' occurrences ONLY. Data is refreshed on a weekly basis.

Report Content Last Updated:
2022/01/08

Report generated by:
Pharand, Lise

Report generated on:
Jan 11, 2022 11:26:16 AM
Page 10 of 11



Calls For Service (CFS) Billing Summary Report

Town of Lakeshore December - 2021

- The Traffic category includes motor vehicle collision (MVC) occurrences entered into Niche (UCR code 8521). MVCs are NOT sourced from the eCRS application for this report.
- Only the primary violation is counted within an occurrence.
- Time standards displayed are for the 2021 billing period.

Note to Municipalities:

- Data contained within this report is dynamic in nature and numbers will change over time as the Ontario Provincial Police continues to investigate and solve crime.
- This report is NOT to be used for crime trend analysis as not all occurrences are included.
- Data groupings within this report do not match traditional crime groupings seen in other public reports such as the OPP Police Services Board reports or Statistics Canada reporting.



Windsor & Essex County Crime Stoppers

Police Coordinator Report

December 1st – 31st, 2021

Overview

- Our Program Manager of 6 years, Tyler Lamphier, has resigned from our program on December 23rd. We have since welcomed Denise Pelaccia as our newest Program Manager.

Program Education and Community Events

- Essex High School Zoom Presentation – Law Class
- Fundraiser held at India 47 Restaurant and Bar on December 5th

AM800

“Crime of the Week” report with AM800 radio recorded every Monday which airs every Tuesday morning and afternoon.

- December 7th – WPS Homicide – Division Road, Windsor
- December 13th – OPP Theft – Maidstone Ave, Essex
- December 20th and 27th – Porch Pirate Campaign

St. Clair College-Media Plex and Radio CJAM FM 99.1

- Recorded weekly through Zoom – Crime of the Week.
- Special Recording with Home Safety Tips during the holidays.

Social Media

- Daily/Weekly Facebook, Twitter and Instagram posts

Crime Stoppers Upcoming Calendar

- January is Crime Stoppers Month. The theme for the month is “STOP THE CRIME OF HUMAN TRAFFICKING” #STCOHT

Should you wish a Crime Stoppers Police Coordinator to attend an upcoming meeting or event in your community, please feel free to contact our office.

Windsor Police Coordinator Lauren Brisco - 519-255-6700 ext 4493

OPP Police Coordinator Sarah Werstein - 519-255-6700 ext. 4496

This statistical report is reflective of December 1st – 31st, 2021.

Crime Stoppers tip information was distributed to the following agencies during this period.

Windsor Police Service
WPS - Amherstburg Detachment
Ontario Provincial Police
LaSalle Police Service
Ministry of Revenue and Finance
Windsor & Essex County Health Unit- Tobacco Enforcement
CBSA
Windsor Police Criminal Intelligence Unit – Cannabis Enforcement
Crime Stoppers of Michigan
Metro Vancouver Crime Stoppers
Sarnia/Lambton Crime Stoppers
Alcohol and Gaming Commission of Ontario

Attached documents include:

Police Coordinators Report
Monthly Statistical Report
Tip Summary Report

This Report was Prepared By:

Constable Sarah Werstein – OPP Police Coordinator

TOTAL POPULATION REPRESENTED – 398,718 (2019 CENSUS)

*POPULATION (CITY) – 217,188
POPULATION (COUNTY) – 126,314
POPULATION (LASALLE) – 33,180
POPULATION (AMHERSTBURG) – 22,036*

****SI on Statistical Report is “Since Inception” – 1985**



Windsor - Essex County Crime Stoppers - Statistical Report

Filter Date: December 2021 Run Date: 2022/01/03

Statistic	Jan	Feb	Mar	Apr	May	Jun	Jul	Aug	Sep	Oct	Nov	Dec
Tips Received	200	137	144	145	165	150	162	112	123	129	141	80
Tip Follow-ups	162	119	150	160	145	113	131	85	123	84	144	109
Arrests	14	6	10	7	1	2	2	12	5	16	4	4
Cases Cleared	13	4	5	4	1	5	3	3	2	3	3	3
Charges Laid	2	48	41	21	4	13	13	51	43	25	16	16
Fugitives	0	0	0	0	0	0	0	0	0	0	0	0
Administrative Discipline	0	0	0	0	0	0	0	0	0	0	0	0
# of Rewards Approved	6	5	3	6	3	2	4	1	4	1	5	1
Rewards Approved	\$1,950	\$1,450	\$650	\$1,550	\$400	\$500	\$2,025	\$450	\$2,400	\$300	\$875	\$750
# of Rewards Paid	4	3	0	5	2	1	3	1	2	1	4	0
Rewards Paid	\$1,450	\$850	\$0	\$1,050	\$650	\$100	\$1,725	\$300	\$1,500	\$700	\$1,000	\$0
# of Weapons Recovered	1	0	3	1	0	0	1	4	2	1	0	1
# of Vehicles Recovered	0	0	3	0	0	1	0	0	0	0	0	1
Property Recovered	\$0	\$0	\$11,800	\$1,000	\$0	\$18,000	\$40,300	\$2,950	\$600	\$500	\$0	\$4,800
Cash Recovered	\$11,016	\$0	\$37,550	\$680	\$1,150	\$0	\$28,456	\$1,510	\$5,675	\$0	\$17,390	\$0
Drugs Seized	\$17,800	\$0	\$7,572	\$525	\$34,910	\$0	\$2,490	\$177,000	\$83,000	\$13,570	\$187,940	\$140
Total Recovered	\$28,816	\$0	\$56,922	\$2,205	\$36,060	\$18,000	\$71,246	\$181,460	\$89,275	\$14,070	\$205,330	\$4,940

Statistic	Q1	Q2	Q3	Q4	YTD	SI
Tips Received	481	460	397	350	1,688	58,549
Tip Follow-ups	431	418	339	337	1,525	18,957
Calls Received	0	0	0	0	0	3,138
Arrests	30	10	19	24	83	7,017
Cases Cleared	22	10	8	9	49	10,363
Charges Laid	91	38	107	57	293	10,023
Fugitives	0	0	0	0	0	625
Administrative Discipline	0	0	0	0	0	3
# of Rewards Approved	14	11	9	7	41	1,821
Rewards Approved	\$4,050	\$2,450	\$4,875	\$1,925	\$13,300	\$1,244,860
# of Rewards Paid	7	8	6	5	26	947
Rewards Paid	\$2,300	\$1,800	\$3,525	\$1,700	\$9,325	\$822,427
# of Weapons Recovered	4	1	7	2	14	538
# of Vehicles Recovered	3	1	0	1	5	32
Property Recovered	\$11,800	\$19,000	\$43,850	\$5,300	\$79,950	\$13,345,931
Cash Recovered	\$48,566	\$1,830	\$35,641	\$17,390	\$103,427	\$570,968
Drugs Seized	\$25,372	\$35,435	\$262,490	\$201,650	\$524,947	\$53,729,868
Total Recovered	\$85,738	\$56,265	\$341,981	\$224,340	\$708,324	\$67,646,767

Windsor - Essex County Crime Stoppers Tip Summary Report

Created Date: 2021/12/01 to 2021/12/31

Offense Type	Count
Animal Cruelty	3
Arson	1
Assault	0
Breach of Condition	1
Break and Enter	3
By Law	0
Child Abuse	0
COVID-19	2
Cybercrime	1
Disqualified Driving	0
Drugs	21
Elder Abuse	1
Fraud	3
Highway Traffic Act	4
Hit and Run / Fail to Remain	0
Homicide	0
Human Smuggling	0
Human Trafficking	0
Illegal Cigarettes	1
Immigration	4

Impaired Driver	2
Indecent Act	1
Liquor (sales to minors, sales without licence)	1
Mischief	0
Missing Person	0
Motor Vehicle Collision	0
Possession of Stolen Property	4
Prostitution/Morality	0
Repeat Impaired Driver	0
Robbery	4
Sexual Assault	0
Stolen Vehicle	0
Suspended Driver	0
Suspicious Activity	3
Terrorism	1
Test Tip	0
Theft	1
Warrant	1
Weapons	6
<i>Other</i>	8
<i>Unknown</i>	6
Total	83